



MEXA Module on Entrepreneurship: Household data collection option 3

Social and Housing Statistics Section - UNSD

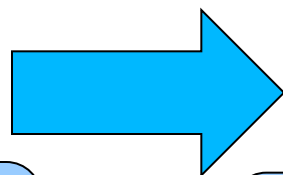
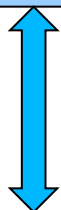


EDGE conceptual framework

Determinants

Motivations and aspirations

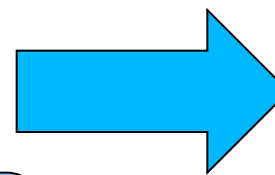
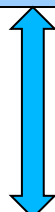
Entrepreneurial resources and constraints



Outcomes

Entrepreneurial participation

Enterprise performance



Impact

Employment creation

Growth with poverty reduction

Women's empowerment



EDGE indicators on entrepreneurship

Analysis

Mapping module questions to EDGE conceptual framework



Framework Dimension	Indicator, by sex of owner	Module Questions
Motivations and Aspirations	A1. Percentage of necessity entrepreneurs	Q725
	A2. Percentage of entrepreneurs who were unemployed before starting enterprise	HH Roster Q216-Q217
	A3. Percentage of enterprise founders	Q710
	A4. Percentage of entrepreneurs satisfied with the size of their enterprise	Q724 (code P)

Mapping module questions to EDGE conceptual framework (cont'd.)



Framework Dimension	Indicator, by sex of owner	Module Questions
Entrepreneurial Resources and Constraints	B1. Percentage of entrepreneurs who completed secondary education or higher	HH Roster Q215
	B3. Percentage of founders who used credit from banks to start enterprise	Q713
	B4. Percentage of entrepreneurs who used credit from banks to finance operating investments	Q720
	B5. Percentage of entrepreneurs identifying access to finance as major constraint for enterprise growth	Q724
	B6. Percentage of entrepreneurs identifying lack of time as major constraint for enterprise growth	Q724

Mapping module questions to EDGE conceptual framework (cont'd.)



Framework Dimension	Indicator, by sex of owner	Module Questions
Entrepreneurial Participation	C1. Percentage of adult population who are entrepreneurs	Q705
	C2. Percentage of entrepreneurs, by size of enterprise and industry	Q702, Q705, Q718
	C3. Percentage of women who are main owners and managers of enterprise, by size of enterprise	Q705, Q706, Q707, Q708, Q718
	C4. Percentage of firms owned by women, by size of enterprise and industry	Business IDs, Q702, Q705, Q718
	C5. Percentage of women among owners of unregistered enterprises	Q705, Q716, Q717

Mapping module questions to EDGE conceptual framework (cont'd.)



Framework Dimension	Indicator, by sex of owner	Module Questions
Entrepreneurial Performance	D1. Gender gap in earnings from enterprise	Q704, Q722
	D2. Gender gap in enterprise turnover	Q704, Q721
	D6. Average age of enterprise	Q714

Additional questions needed to measure following proposed indicators



Framework Dimension	Indicator, by sex of owner
Entrepreneurial Resources and Constraints	B2. Percentage of entrepreneurs who received training or education on how to start an enterprise
	B7. Average hours spent working on the enterprise, per week
	B8. Percentage of entrepreneurs who regularly receive managerial advice, by source of advice
Enterprise Performance	D3. Percentage of enterprises with employment growth
	D7. Job satisfaction of entrepreneurs

Assessing feasibility of questions in entrepreneurship module



- Item non-response near negligible across module
- Very few evident inconsistencies for Q705: record percentage of ownership for (up to 6) joint owners
- However, lots of inconsistency between household roster Qs 216-217 on economic activity and N01-NO8 enterprise screening questions
 - a substantial fraction of respondents said they were not engaged in economic activity but reported owning an enterprise in enterprise module
 - some respondents reported different economic activities in the two modules

Conclusions of analysis of entrepreneurship module



- Highly relevant information on gender and entrepreneurship can be collected via a well-designed full entrepreneurship module appended to a household survey
- Need to further assess validity of screening questions
 - Are they measuring entrepreneurship?
 - Will each country need to ask a different set of screening questions?
 - Can we create a universal typology of screening questions to identify entrepreneurship?



Thank you!



Additional Slide

Codes for Qs 216 & 217: Economic Activity

1. Wage employment (not including casual day labor but including paid apprenticeship)
2. Non-farm self-employment (employer)
3. Non-farm self-employment (own-account worker)
4. Non-farm self-employment (unpaid family worker)
5. Family farming
6. Casual day laborer
7. Unpaid apprenticeship
8. Not engaged in economic activity
9. Other (specify)