

Good practices, success stories, and challenges.

Tonga National Strategy for the Development of Statistics (NSDS) 2019 – 2023

- **Invest in Statistical Coordination**
- **Invest in the IT infrastructure**

PacStats-Tonga project

- SEEA / TSA / New Price Indexes / Hazard mapping / HIES



Statistical Coordination

- Alignment with National Strategies
- Indicator Integration
- Comprehensive Reporting



Frameworks / Plans

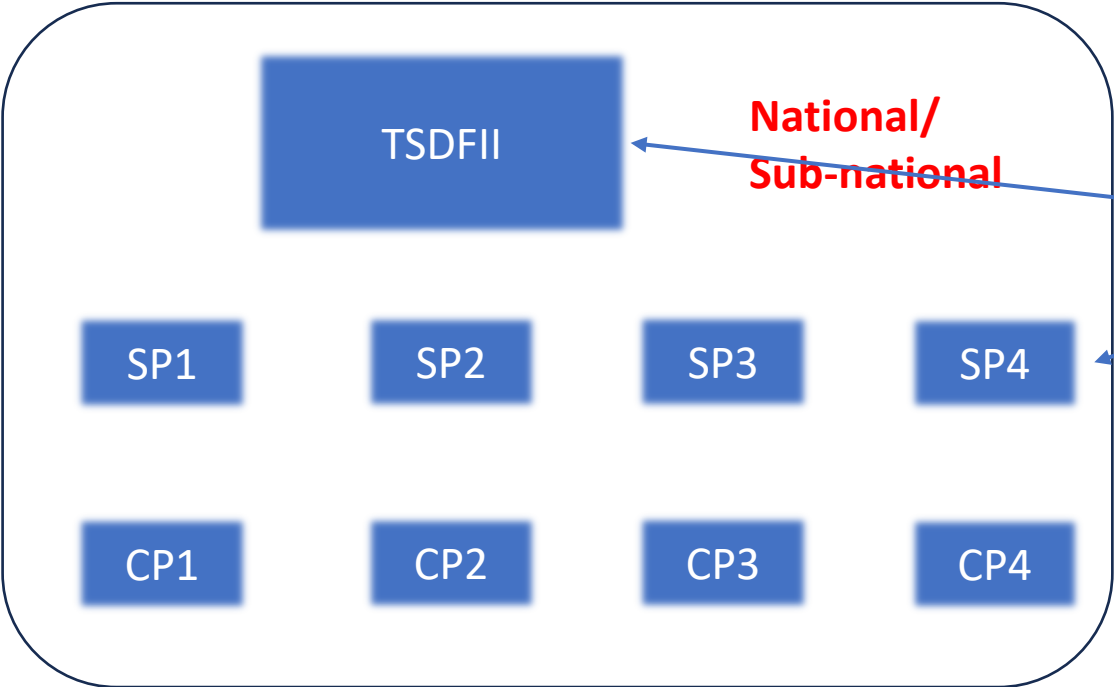
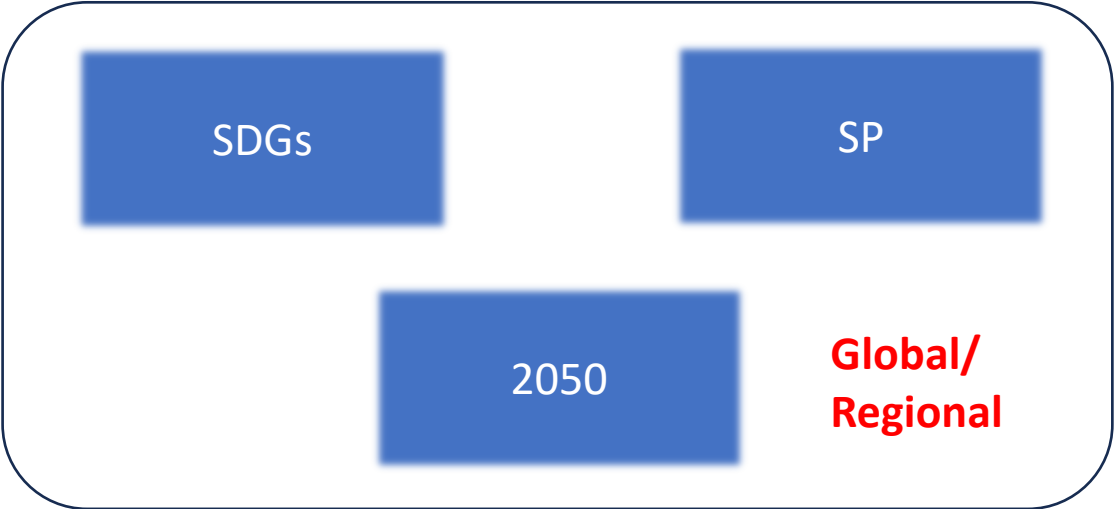
► *More demands, new thematic areas*



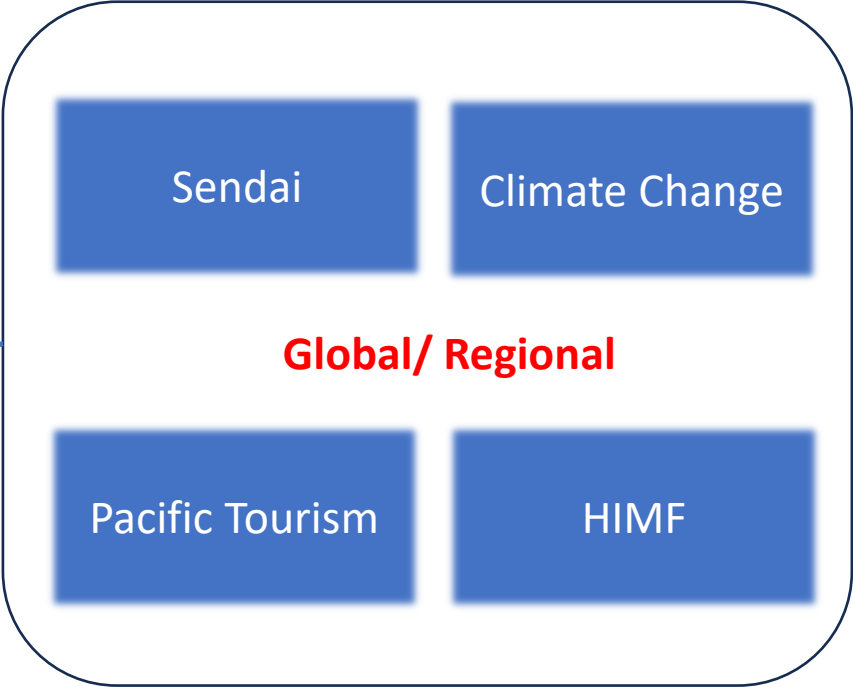
1. National Priorities (TSDSII)
 - Community plans
 - Sector Plans
 - National Plans
2. Regional SAMOA Pathways/ Pacific Regionalism etc.
3. International SDGs
 - Goal
 - Target
 - Indicators (This is where Statistics comes in)
4. Government Priority Areas (GPAs)

5


Tonga's Reporting Priorities



Supporting Indicator Frameworks (examples)



Regional Guidelines → Country Strategies



IT infrastructure

- Team Expansion and Skill Development
- Enhanced Data Platforms
- Social Media Integration



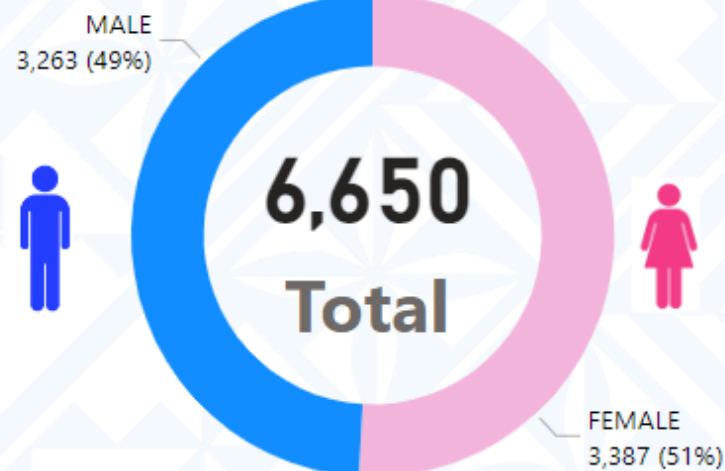
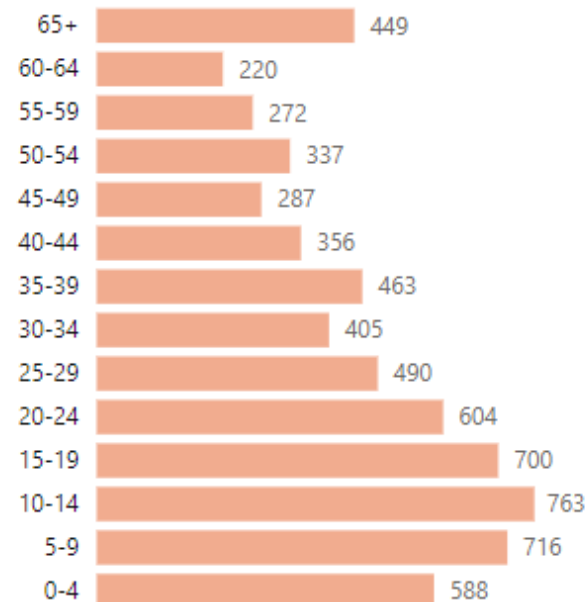
Tonga Population and Housing Census 2021

[Introduction](#)[Population](#)[Housing](#)

Select a Constituency:

- ☐ Tongatapu 1
- ☒ Tongatapu 2
- ☐ Tongatapu 3
- ☐ Tongatapu 4
- ☐ Tongatapu 5
- ☐ Tongatapu 6
- ☐ Tongatapu 7
- ☐ Tongatapu 8
- ☐ Tongatapu 9
- ☐ Tongatapu 10
- ☐ 'Eua 11
- ☐ Ha'apai 12
- ☐ Ha'apai 13
- ☐ Vava'u 14
- ☐ Vava'u 15
- ☐ Vava'u 16
- ☐ Ongo Niua 17

Population Distribution by Age



224

People with Disability [i](#)



Voted in 2021 Election Registered for Election

2,813



OTE

2,964

21+ years

3,691



435

Degree Holders

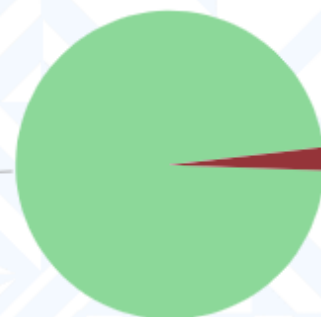
4,583 [i](#)

Working age Population (15 years +)

Labour Force



Employment
2,444 (98%)



Unemployment
60 (2%)



Total Dependency Ratio [i](#)

69.9



Young Dependency Ratio [i](#)

52.8



Aged Dependency Ratio [i](#)

17.1



