



USER ENGAGEMENT STRATEGY (2019-2022)

JORDAN, DoS

*Prepared by: Mohammad Ayasrah
Sustainable Development Unit, DoS*

INTRODUCTION



Building upon the Statistical Law NO.12 of 2012, the Department of Statistics, in close collaboration with members of the national statistical system and other stakeholders, has developed a National Strategy for the Development of Statistics (NSDS) for the period 2018-2022. The strategy has a strong emphasis on engaging with users. In particular, the third objective of the strategy calls for “developing the statistical methods and technological means used in data production, dissemination and use”.

Objectives of (NSDS)



The NSDS has four main objectives:

- Producing statistical data that meet national developmental usage, administrative records and SDGs indicators .
- Enhancing the developmental and leadership role of DoS in improving the statistical system .
- Improving the statistical methods that are utilized in producing, and using statistical data .
- Improve the users satisfaction about the statistical production

What we did till now?



- DoS created a new management unit for the SDGs since 15 October, 2018. Its mission is to coordinate between the various National Organizations and Stakeholders with regard to SDGs, and we are now working on assessment of the current situation of the SDGs indicators to highlight the weaknesses and the strengths points. Our ambitions in the future is to make the Unit the main Focal point regarding to the SDGs in Jordan.
- DoS created a new Directorate for Data Management and its mission to manage and analyse the data from many sources such as, the administration records from governmental and other institutions.
- We started coordination with our stakeholders whom engaged in implementing the strategy 2018-2022 through capacity building, holding meetings, enhancing the statistical infrastructure to create new statistical Units in their institutions.
- We started preparing a survey to monitor the user future needs.

Sustainable Development Goals (SDGs)



Jordan was among the first countries to adopt the 2030 Agenda for Sustainable Development and the related Sustainable Development Goals (SDGs), so for effective monitoring of progress towards achieving the 2030 Agenda requires close collaboration among various users and producers of data and statistics to ensure that information is made available to all in a regular and timely basis. Therefore, we considered that it is necessary to work on a strategy to engage producers and users of data in this process.

Jordan User Engagement Strategy 2019-2022



The Department of Statistics has begun to draft a strategy to engage data users through dialogue with users to identify the suitable means of exchanging data regarding to SDGs.

This user engagement strategy sets out the path towards continuous dialogue between users and producers of statistics to meet the goals and objectives of the strategic documents mentioned above. It lays out the means of engagement to facilitate interactions with different user groups.

VISION & OBJECTIVES



- **Vision**: A national statistical system that engages with users to efficiently meet their needs and improve their capacity

- **Objectives**

We will meet our vision through the following objectives:

- Improve feedback mechanisms that facilitate input from users
- Compile and disseminate high quality data and statistics efficiently based on user needs, and in easy to access and understand format to support decision making.
- Raise awareness and engagement around data and statistics and build statistical literacy among user groups.
- Adhere to international standards and best practices to enhance trust of users in the quality and reliability of the statistics produced.

Dissemination



We use many means to disseminate different types of the statistical data to meet the users' needs and to keep interaction and communication with them and getting their feedback to improve these means in the future. Besides the traditional ways of dissemination (like statistical publications, brochures, press releases ..etc). DoS has followed up the technological development in dissemination, we developed our Website to disseminate the statistical data in an easy and friendly way to users to meet the needs of the different types of users.

PxWeb



DoS starting developed a special platform for disseminating the (SDGs) Indicators by using PxWeb programs. This collection of programs have many features fit users needs, they offer diverse possibilities to distribute and edit even large statistical tables, and to change structures, combine tables, make calculations and convert into other file formats.



GOALS

- Goal 1. End Poverty in All Its Forms Everywhere
- Goal 2. End Hunger, Achieve Food Security And Improved Nutrition And Promote Sustainable Agriculture
- Goal 3. Ensure Healthy Lives And Promote Well-Being For All At All Ages



3.1 By 2030, reduce the global maternal mortality ratio to less than 70 per 100,000 live births
<ul style="list-style-type: none"> • 3.1.1 Maternal mortality ratio • 3.1.2 Proportion of births attended by skilled health personnel
3.2 By 2030, end preventable deaths of newborns and children under 5 years of age, with all countries aiming to reduce neonatal mortality to at least as low as 12 per 1,000 live births and under-5 mortality to at least as low as 25 per 1,000 live births
<ul style="list-style-type: none"> • 3.2.1 Under-5 mortality rate • 3.2.2 Neonatal mortality rate
3.3 By 2030, end the epidemics of AIDS, tuberculosis, malaria and neglected tropical diseases and combat hepatitis, water-borne diseases and other communicable diseases
<ul style="list-style-type: none"> • 3.3.1 Number of new HIV infections per 1,000 uninfected population, by sex, age and key populations • 3.3.2 Tuberculosis incidence per 100,000 population • 3.3.3 Malaria incidence per 1,000 population • 3.3.4 Hepatitis B incidence per 100,000 population • 3.3.5 Number of people requiring interventions against neglected tropical diseases
3.4 By 2030, reduce by one third premature mortality from non-communicable diseases through prevention and treatment and promote mental health and well-being
<ul style="list-style-type: none"> • 3.4.1 Mortality rate attributed to cardiovascular disease, cancer, diabetes or chronic respiratory disease • 3.4.2 Suicide mortality rate
3.5 Strengthen the prevention and treatment of substance abuse, including narcotic drug abuse and harmful use of alcohol
<ul style="list-style-type: none"> • 3.5.1 Coverage of treatment interventions (pharmacological, psychosocial and rehabilitation and aftercare services) for substance use disorders • 3.5.2 Harmful use of alcohol, defined according to the national context as alcohol per capita consumption (aged 15 years and older) within a calendar year: in terms of pure alcohol

➤ >> - Sustainable Development Goals

- Sustainable Development Goals

Search in - Sustainable Development Goals:

- 📁 Goal 01. End poverty in all its forms everywhere
- 📁 Goal 02. End hunger, achieve food security and improved nutrition and promote sustainable agriculture
- 📁 Goal 03. Ensure healthy lives and promote well-being for all at all ages
- 📁 Goal 04. Ensure inclusive and equitable quality education and promote lifelong learning opportunities for all
- 📁 Goal 05. Achieve gender equality and empower all women and girls
 - 📁 5.2 Eliminate all forms of violence against all women and girls in the public and private spheres, including trafficking and sexual and other types of exploitation
 - 📄 5.2.1: Proportion of ever-partnered women and girls aged 15 years and older subjected to physical, sexual or psychological violence by a current or former intimate partner in the previous 12 months, by form of violence and by age 📄 📄
 - 📄 5.3.1: Proportion of women aged 20–24 years who were married or in a union before age 15 and before age 18 📄 📄
 - 📄 5.5.1: Proportion of seats held by women in (a) national parliaments and (b) local governments 📄 📄
 - 📄 5.5.2: Proportion of women in managerial positions 📄 📄
 - 📄 5.6.1: Proportion of women aged 15–49 years who make their own informed decisions regarding sexual relations, contraceptive use and reproductive health care 📄 📄
- 📁 Goal 06. Ensure availability and sustainable management of water and sanitation for all
- 📁 Goal 07. Ensure access to affordable, reliable, sustainable and modern energy for all
- 📁 Goal 08. Promote sustained, inclusive and sustainable economic growth, full and productive employment and decent work for all
- 📁 Goal 12. Ensure sustainable consumption and production patterns
- 📁 Goal 13. Take urgent action to combat climate change and its impacts
- 📁 Goal 14. Conserve and sustainably use the oceans, seas and marine resources for sustainable development
- 📁 Goal 15. Protect, restore and promote sustainable use of terrestrial ecosystems, sustainably manage forests, combat desertification, and halt and reverse land degradation and halt biodiversity loss
- 📁 Goal 16. Promote peaceful and inclusive societies for sustainable development, provide access to justice for all and build effective, accountable and inclusive institutions at all levels
- 📁 Goal 17. Mobilize additional financial resources for developing countries from multiple sources

➤ >> - Sustainable Development Goals >> Goal 05. Achieve gender equality and empower all women and girls >>

5.2 Eliminate all forms of violence against all women and girls in the public and private spheres, including trafficking and sexual and other types of exploitation >>

5.2.1: Proportion of ever-partnered women and girls aged 15 years and older subjected to physical, sexual or psychological violence by a current or former intimate partner in the previous 12 months, by form of violence and by age

Edit and Calculate Table - Layout 2

5.2.1: Proportion of ever-partnered women and girls aged 15 years and older subjected to physical, sexual or psychological violence by a current or former intimate partner in the previous 12 months, by form of violence and by age

	2012
15-19	18.2
20-24	15.1
25-29	16.6
30-34	16.0
35-39	14.7
40-44	11.5
45-49	9.3
15-49	14.1

Footnotes

DNS

Information

Unit:
percent

infographic (information graphic)

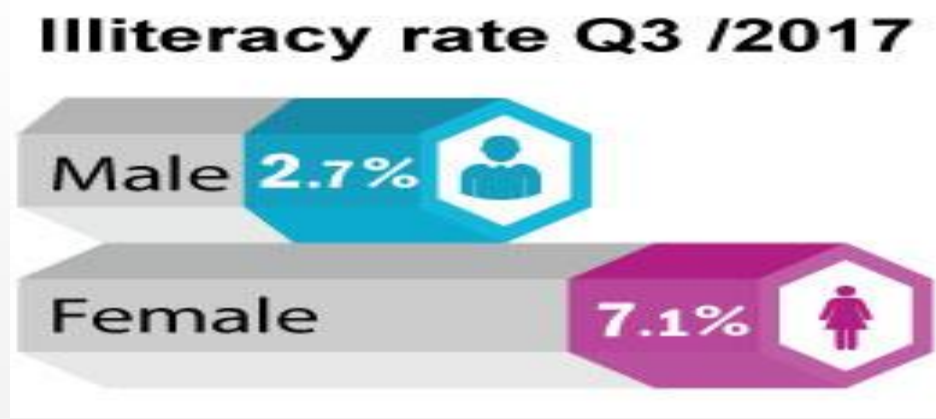
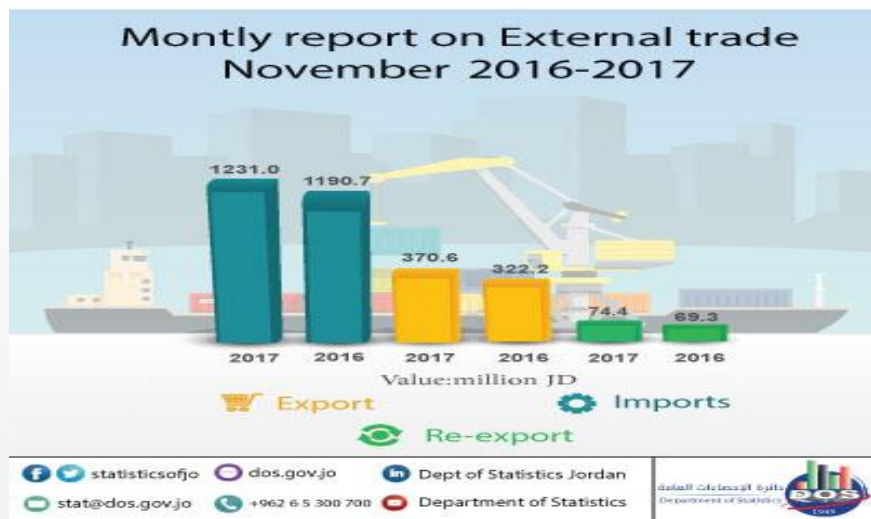
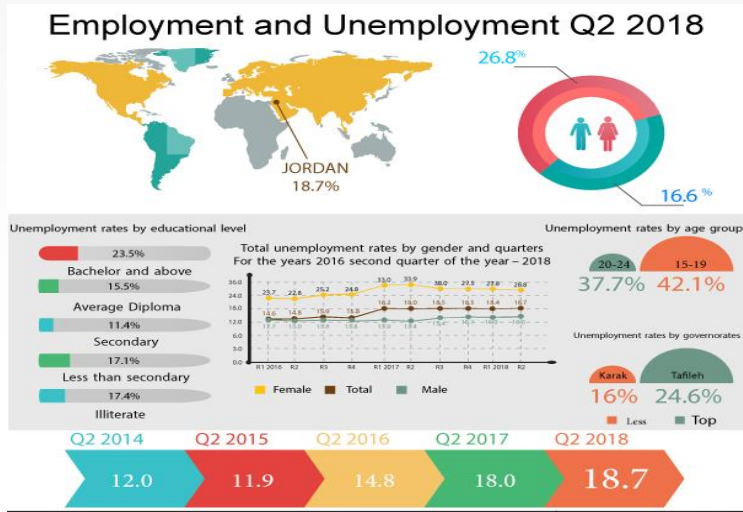
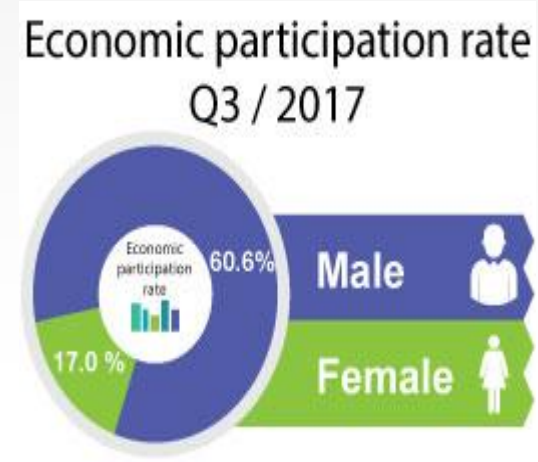


It is a visual representation of information or data in a graphic format designed to make the data easily understandable.

The importance of using Infograph are :

- Quickly communicate a message
- Simplify the presentation of large amounts of data
- See data patterns and relationships
- Monitor changes in variables over time.
- Help people understand the information contained in that data.

Examples from DoS website



**THANKS FOR YOUR
ATTENTION**