



SUSTAINABLE DEVELOPMENT GOALS
17 GOALS TO TRANSFORM OUR WORLD



Jabatan Perangkaan
MALAYSIA

UNSD-DFID PROJECT ON SDG MONITORING FOCAL POINTS PROJECT MEETINGS:

MALAYSIA'S SHARING

24TH AUGUST 2019
RUMA HOTEL AND RESIDENCE
KUALA LUMPUR



@StatsMalaysia



www.dosm.gov.my

SDG GOVERNANCE IN MALAYSIA

STATUS OF NATIONAL SDG FRAMEWORKS AND DATA AVAILABILITY

DATA DISAGGREGATION: ACTIVITIES

NATIONAL SDG DATA PLATFORMS: EXPERIENCES AND CHALLENGES

ENGAGEMENTS

CHALLENGES IN DATA COLLECTION

WAY FORWARD



SDG GOVERNANCE IN MALAYSIA

SDG GOVERNANCE IN MALAYSIA



GOVERNMENT COMMITMENT

Malaysia has committed to implement the Agenda 2030 at the UN Sustainable Development Summit New York, **25 September 2015**

*Adoption of
"Transforming our
World: The 2030
Agenda for
Sustainable
Development"...*

25 September 2015



12 October 2016

NATIONAL SDG COUNCIL

Establishing a multi-stakeholder and participatory governance structure spearheaded by the National SDG Council, chaired by Prime Minister

Formulated a National SDG Roadmap to guide the implementation of Agenda 2030 and SDGs

- Phase I (2016-2020) – prioritising SDG according to 11MP
- Phase II (2020-2025) – focus on post 2020 goals and targets
- Phase III (2025 – 2030) – remaining goals and targets in line with Malaysia's capacity and global role

2016 - 2030



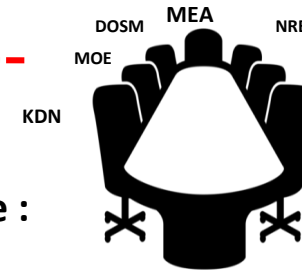
Task Force
SDG DOSM

21 December 2016

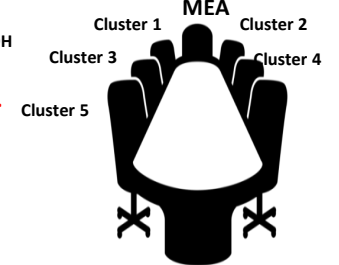
Working Committee :

- Cluster Inclusivity
- Cluster Well-Being
- Cluster Human Capital
- Cluster Environment & Natural Resources
- Cluster Economic Growth

Steering
Committee



Technical
Committee



DOSM'S ROLE IN SDG

AT NATIONAL LEVEL

Focal Point in Coordination of
SDG indicators development

POLICY FRAMEWORK: MTR OF 11 MP - NEW PRIORITIES & EMPHASES AND SDGs



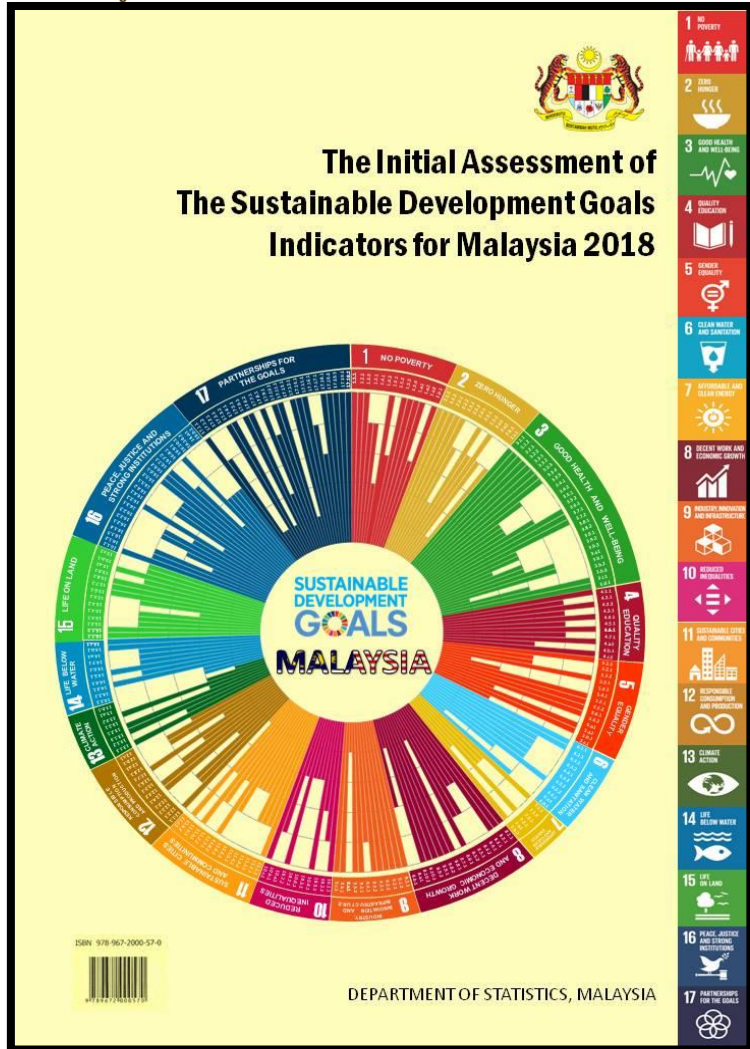
<p>Pillar I</p> <p>Reforming governance towards greater transparency and enhancing efficiency of public service</p> <p>4 Priority Areas 12 Strategies</p>	<p>Pillar II</p> <p>Enhancing inclusive development and wellbeing</p> <p>2 Priority Areas 9 Strategies</p>	<p>Pillar III</p> <p>Pursuing balanced regional development</p> <p>3 Priority Areas 12 Strategies</p>	<p>Pillar IV</p> <p>Empowering human capital</p> <p>4 Priority Areas 11 Strategies</p>	<p>Pillar V</p> <p>Enhancing environmental sustainability through green growth</p> <p>3 Priority Areas 9 Strategies</p>	<p>Pillar VI</p> <p>Strengthening economic growth</p> <p>3 Priority Areas 13 Strategies</p>





STATUS OF NATIONAL SDG FRAMEWORKS AND DATA AVAILABILITY

THE ASSESSMENT OF SDG INDICATORS

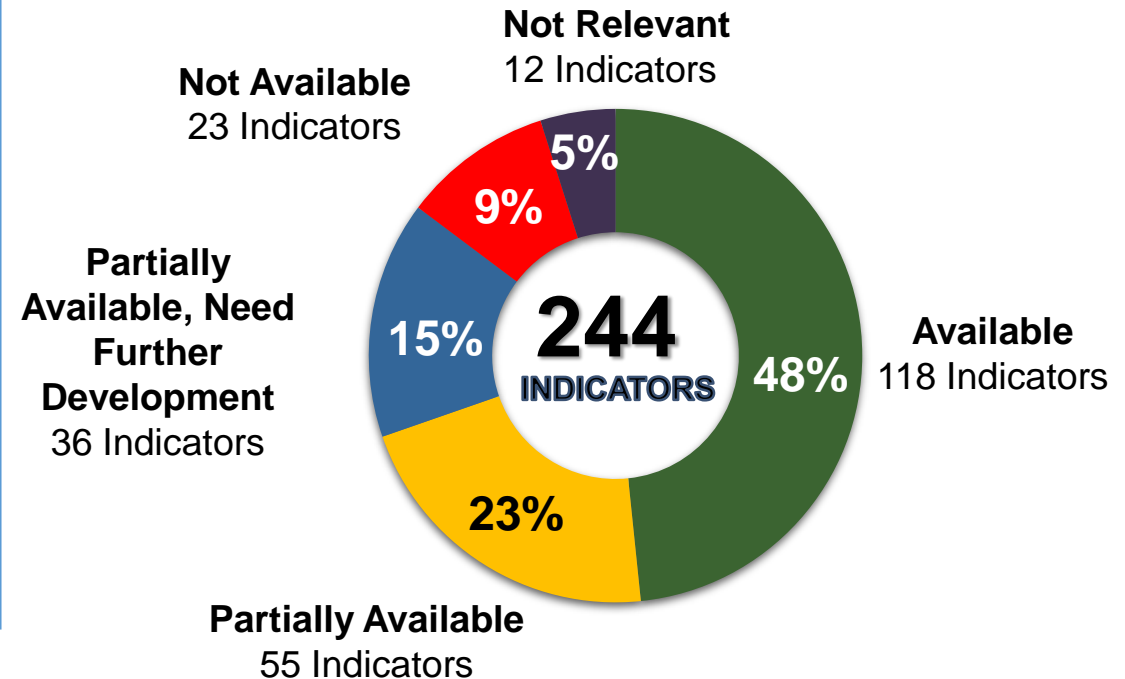


The Initial Assessment of the Sustainable Development Goals Indicators for Malaysia, 2018

Published on 28th December 2018

SUSTAINABLE DEVELOPMENT GOALS (OVERALLS)

17 GOALS **169** TARGETS **244** INDICATORS

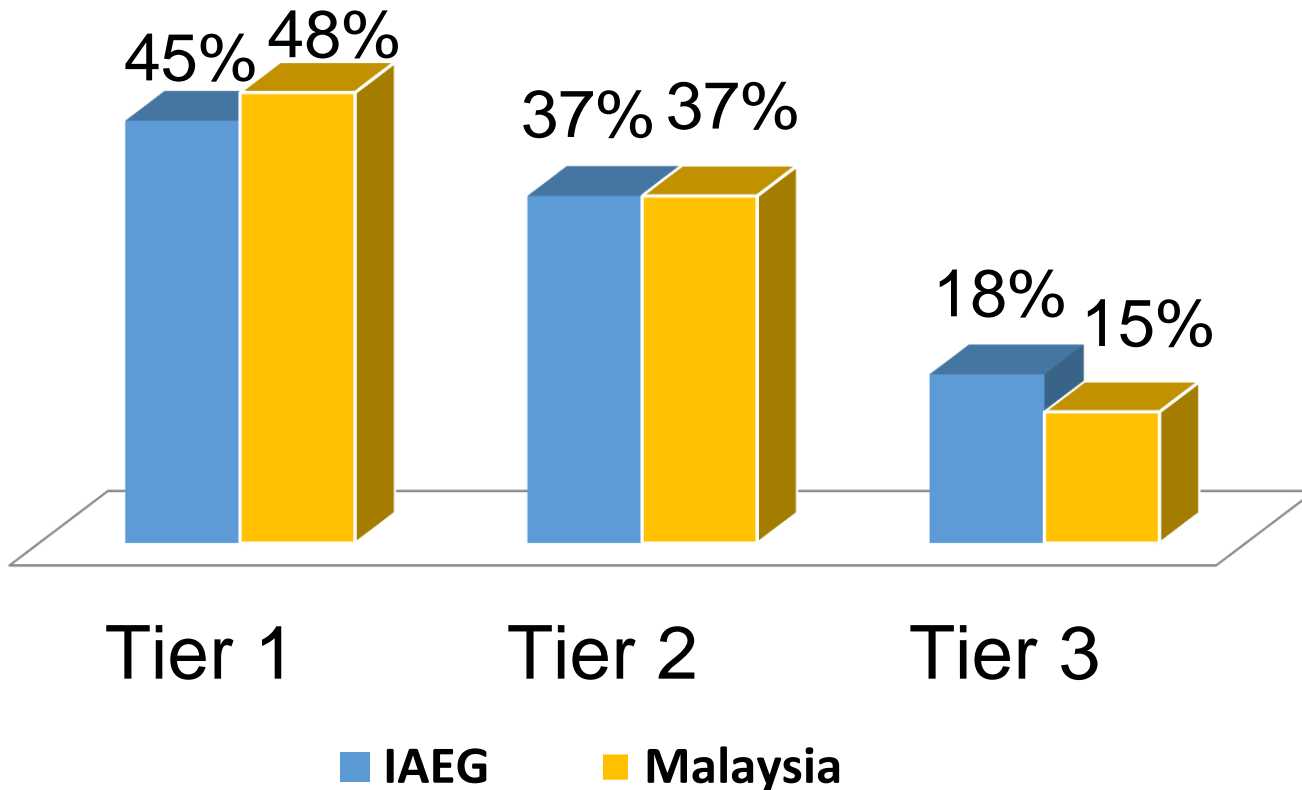


Note: Assessment as at 28 December 2018

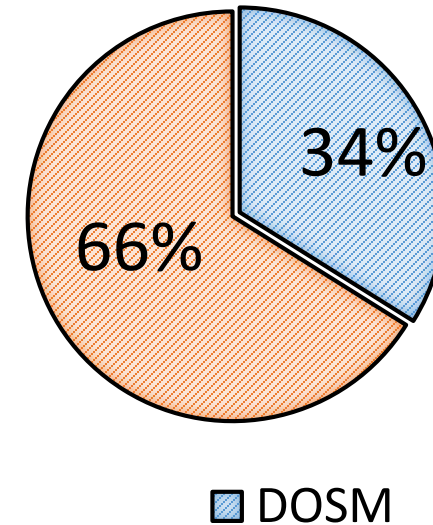
THE ASSESSMENT OF SDG INDICATORS

THE ASSESSMENT OF SDG INDICATORS

Availability of SDG indicators by Tier (IAEG VS Malaysia)



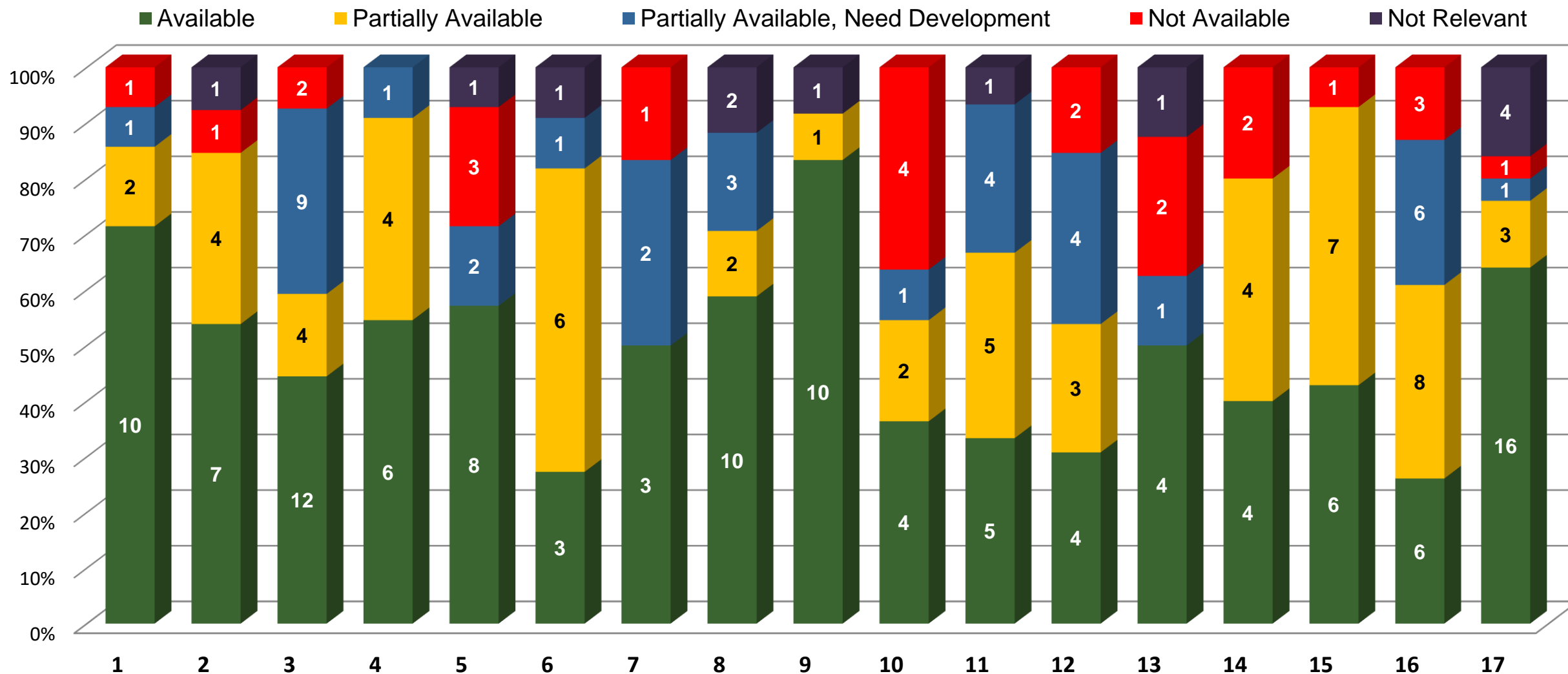
Malaysia's SDGs indicators: Source of data



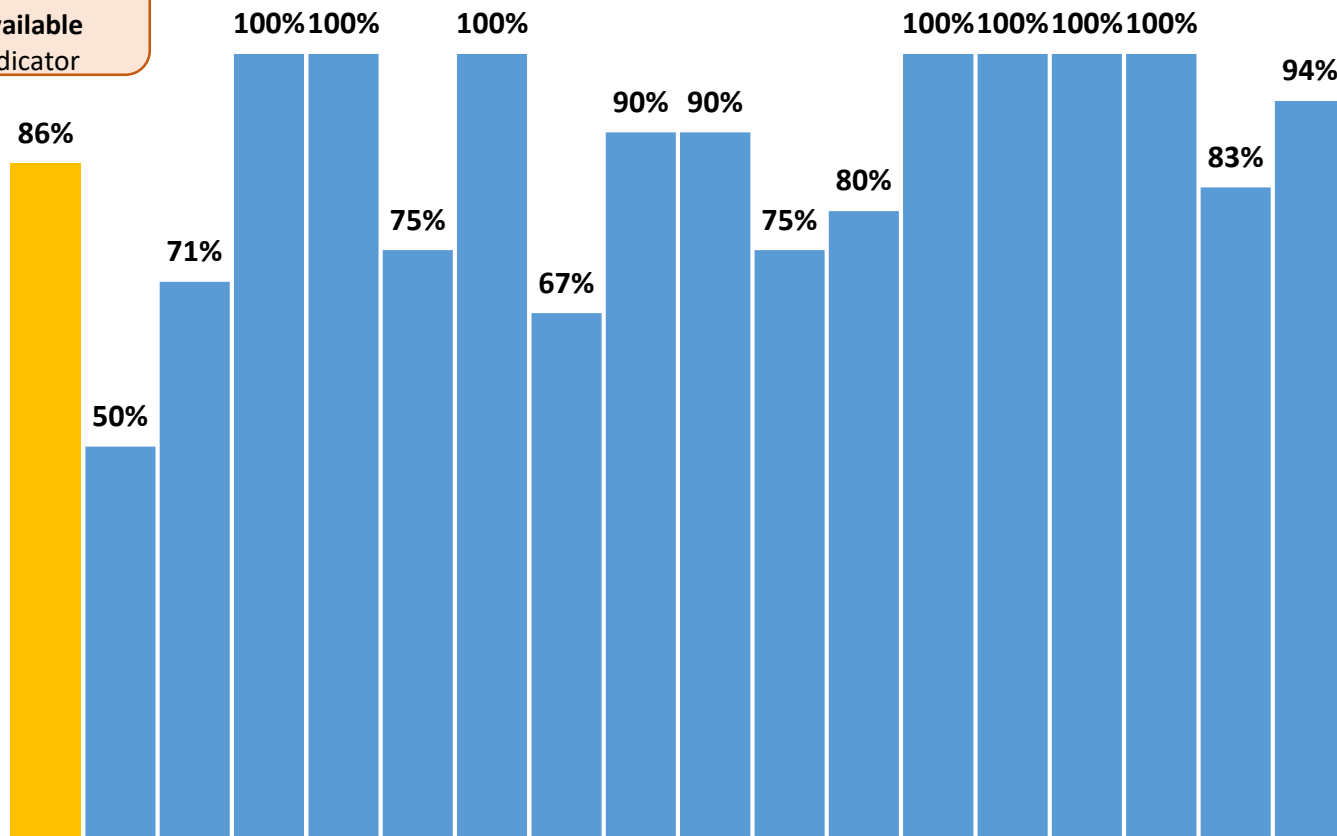
- 66% of the data come from other agencies.
- The support and effort from agencies are crucial to get a comprehensive and complete data.

THE ASSESSMENT OF SDG INDICATORS

THE ASSESSMENT OF SDG INDICATORS BY GOALS



86%
 from 118
 Available
 indicator



SUSTAINABLE DEVELOPMENT GOALS (SDG) INDICATORS MALAYSIA 2018

Will be published in September 2019

Future plan:
 Enhance into district level

- Highlights the national progress being made in the 2030 agenda.
- Include 118 indicators which has been identified available in the Initial Assessments Report, 2018.

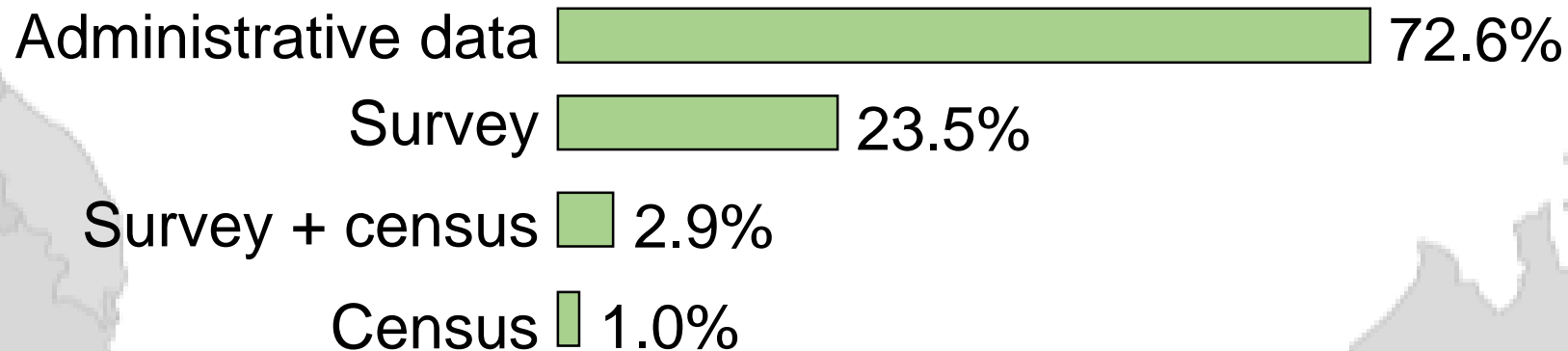
Malaysia



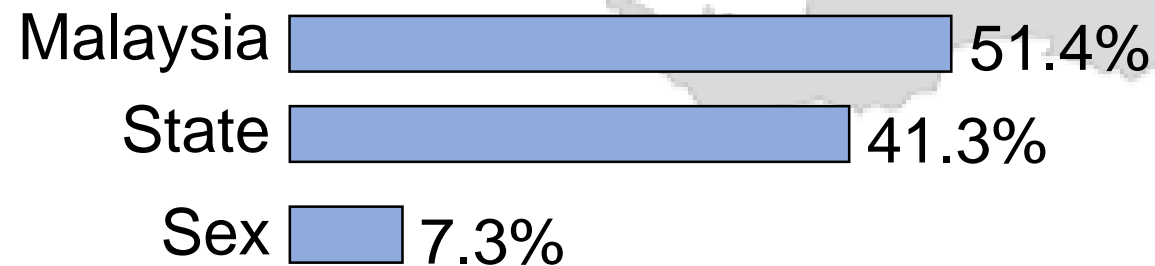
DATA BY SOURCE AND DISAGGREGATION

BASED ON 102 AVAILABLE
INDICATORS (86%)

Source of data:



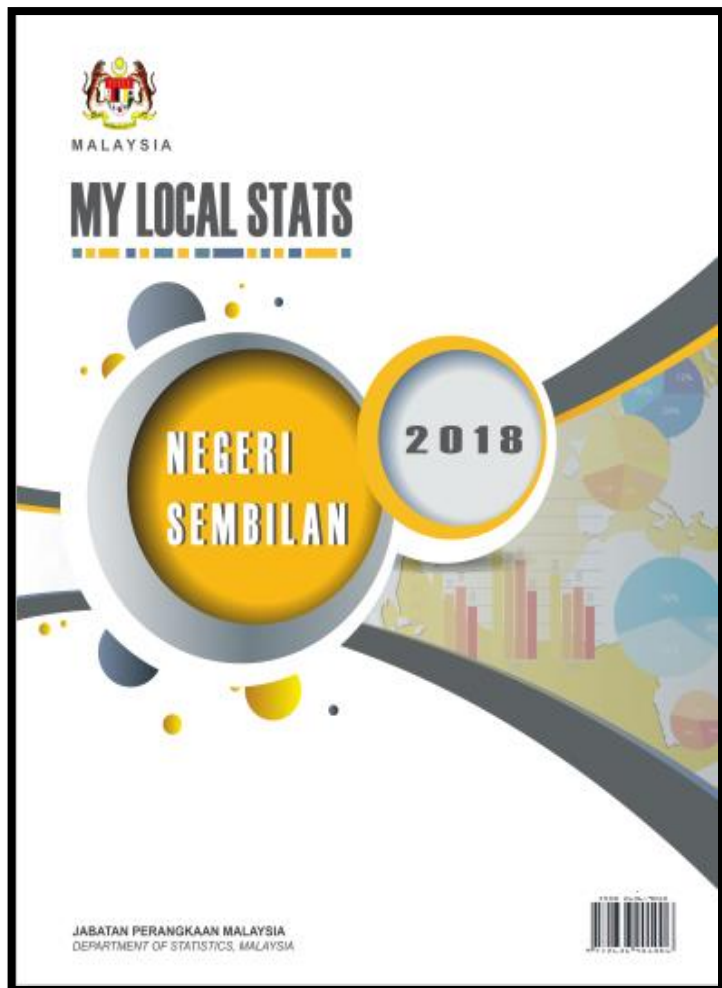
By Disaggregation



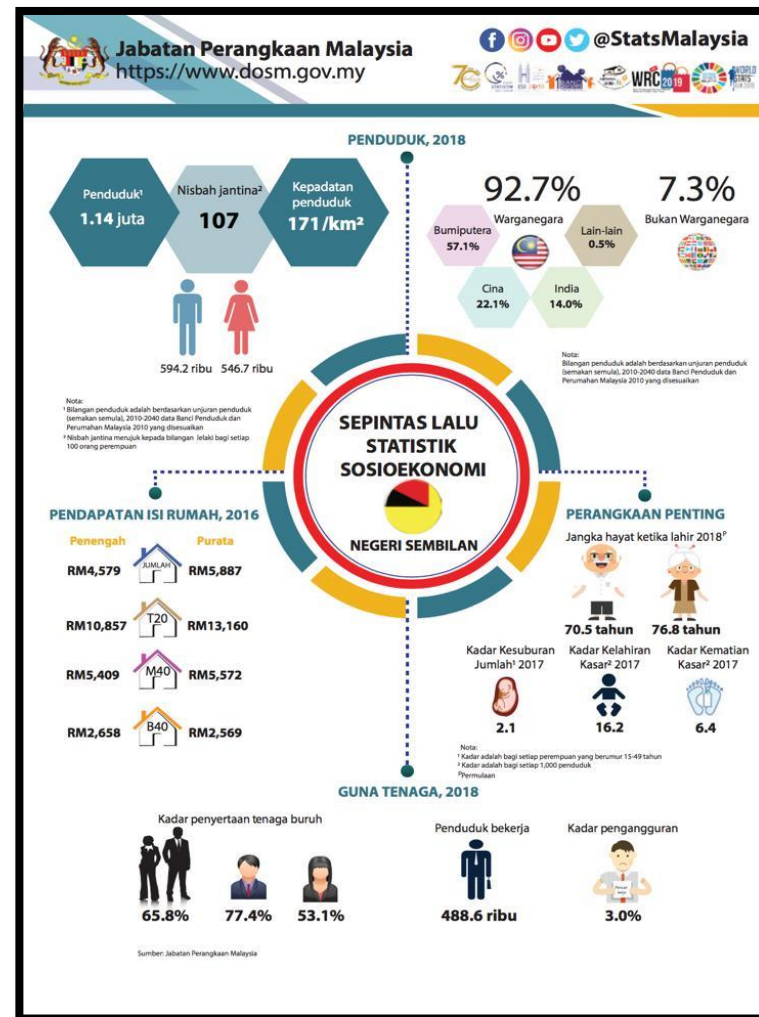


DATA DISAGGREGATION: ACTIVITIES

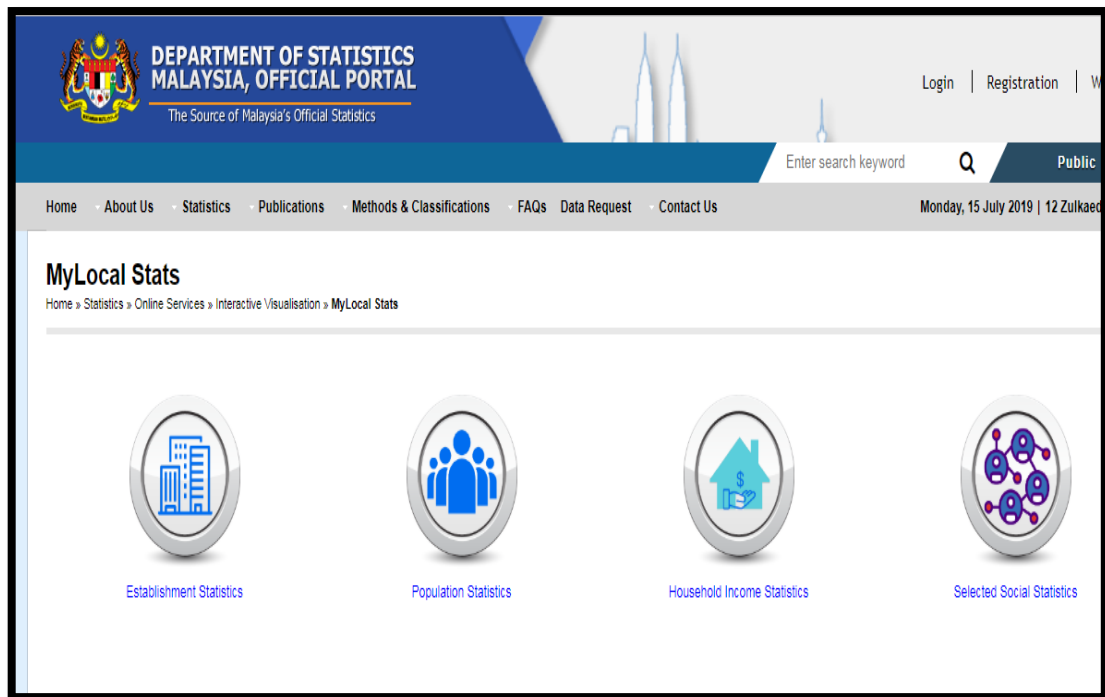
MY LOCAL STATS : DISTRICT LEVEL STATISTICS



- First publication in 2018
- Includes 20 Fields
 - 12 Social Fields
 - 8 Economics Fields
- Time series (3 years) data from 2016 - 2018
- Contents :
 - At a glance (Info graphic);
 - Summary Findings;
 - 223 tables; and
 - Technical Notes



PORTAL



DEPARTMENT OF STATISTICS MALAYSIA, OFFICIAL PORTAL
The Source of Malaysia's Official Statistics

Home About Us Statistics Publications Methods & Classifications FAQs Data Request Contact Us

Monday, 15 July 2019 | 12 Zulkaed

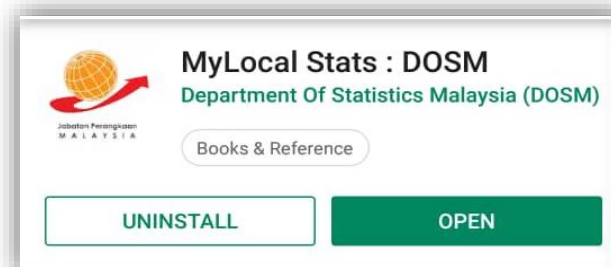
MyLocal Stats

Home » Statistics » Online Services » Interactive Visualisation » MyLocal Stats

- Establishment Statistics
- Population Statistics
- Household Income Statistics
- Selected Social Statistics

https://www.dosm.gov.my/v1/index.php?r=column/three&menu_id=UEg1NkpJUFYzRzBKclE4V2JEb2I3QT09

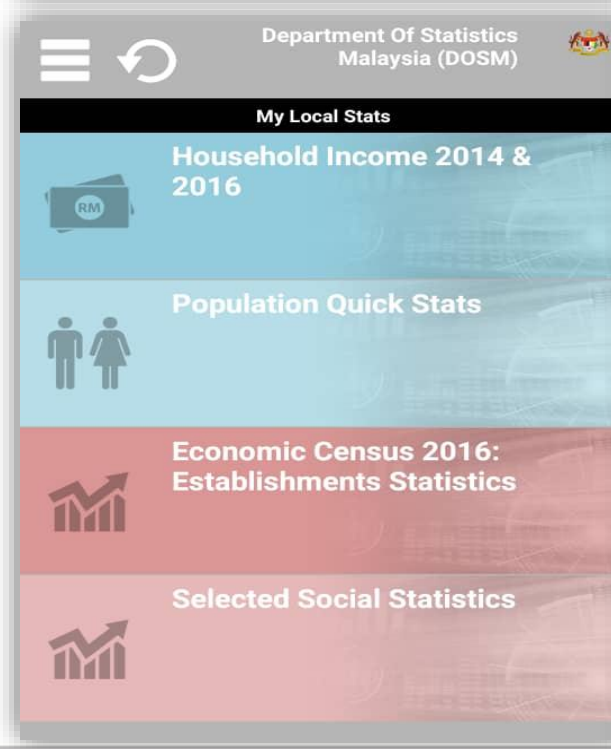
MOBILE APPS



MyLocal Stats : DOSM
Department Of Statistics Malaysia (DOSM)

Books & Reference

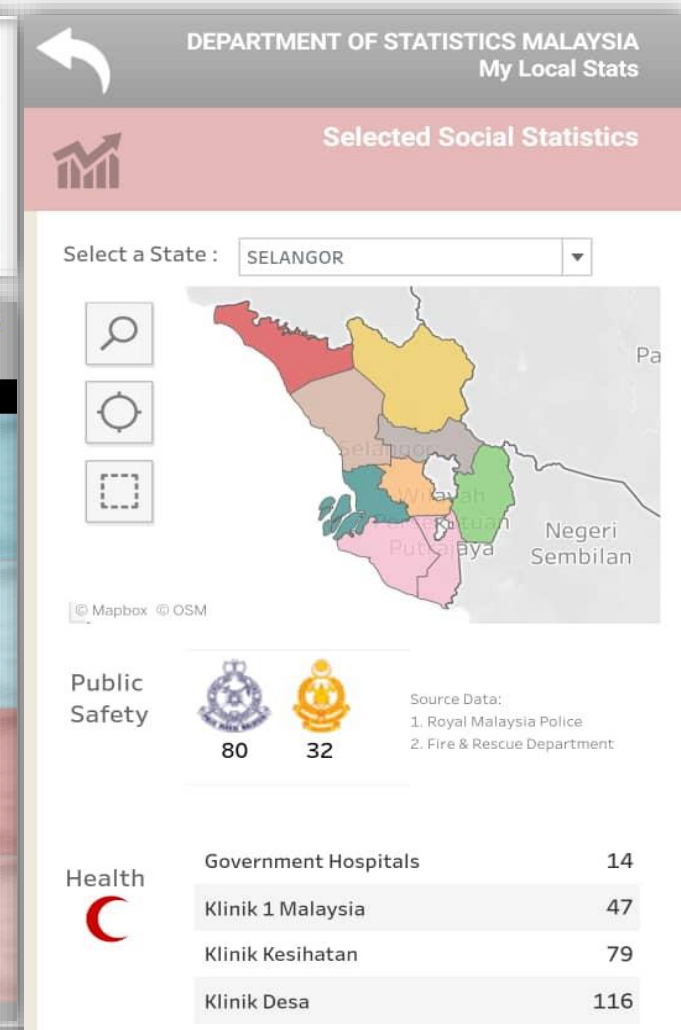
UNINSTALL OPEN



Department Of Statistics Malaysia (DOSM)

My Local Stats

- Household Income 2014 & 2016
- Population Quick Stats
- Economic Census 2016: Establishments Statistics
- Selected Social Statistics



DEPARTMENT OF STATISTICS MALAYSIA
My Local Stats

Selected Social Statistics

Select a State : SELANGOR

Public Safety

80	32
----	----

Source Data:
1. Royal Malaysia Police
2. Fire & Rescue Department

Health

Government Hospitals	14
Klinik 1 Malaysia	47
Klinik Kesihatan	79
Klinik Desa	116

Source Data: Ministry of Health

STATE SOCIOECONOMIC REPORT 2018

1

INTRODUCTION

- Global Economic Scenario
- Malaysia Economic Scenario
 - Malaysia Economic Growth 2018
 - Malaysia Economic Growth in Quarter 1 (Q1) 2019
 - General Box Article
- State Economic Performance 2018

2

STATE ECONOMIC PERFORMANCE

- State Socioeconomic Snapshot 2018
- State Economic Performance
- Consumer Price Index (CPI)
- State Box Article

3

ECONOMIC PERFORMANCE BY SECTORS

- Agriculture
- Mining & quarrying
- Construction
- Manufacturing
- Services

SOCIAL DEMOGRAPHIC

4

- Population
- Labor Force



5

TOURISM DOMESTIC STATISTICS

- Malaysia Tourism Domestic Statistics
- Tourism Domestic by State

6

GOVERNMENT ACCOUNT STATISTICS

- Federal Government Account Statistics
- All State Government Account Statistics
- Local Authorities
- Government Account Statistics by State

7

TECHNICAL NOTES

8

STATISTICS TABLES

9

SELECTED OTHER INDICATORS

- MIDA
- MOH
- NAPIC
- Ministry of Tourism Malaysia
- Jabatan Siasatan dan Penguatkuasaan Trafik Bukit Aman
- Perbadanan Kemajuan Kraftangan Malaysia

Current

Future

Household Income and
Expenditure Survey (HIES)

Labour Force Survey
(LFS)

Economic Census 2016

Wholesale Retail Census
(WRC)

ICT Use and Access by
Individuals and Households
Survey 2019

PARTNERSHIP WITH INTERNATIONAL LABOUR ORGANIZATION (ILO).

Indicator 8.7.1:

Proportion and number of children aged 5-17 years engaged in child labour, by sex and age.

- Employment Survey in Oil Palm Plantations was conducted in 2018 to assess the prevalence of forced labour and child labour in oil palm plantations.
- This is a collaboration between Ministry of Primary Industries and Department of Statistics, Malaysia with the technical assistance of the International Labour Organization (ILO).

Indicator 10.7.1:

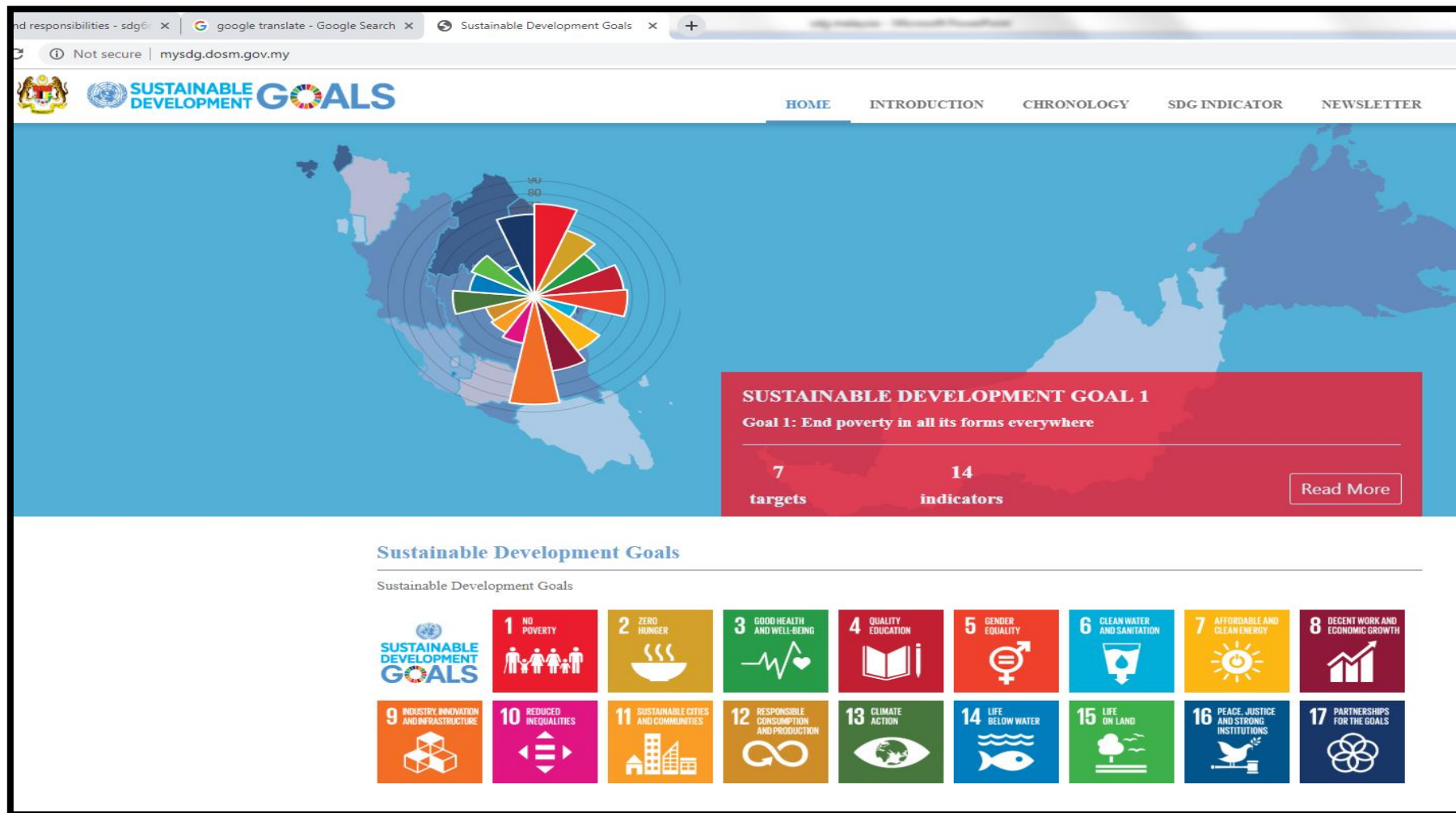
Recruitment cost borne by employee as a proportion of yearly income earned in country of destination.

- DOSM is also currently working with ILO to conduct a pilot study to measure Indicator **10.7.1**.
- At this point, DOSM has sent a draft proposal to ILO to seek considerations for funding and capacity building. At the local front, DOSM is working on fact findings activities on the current statistical and legal framework to recruit migrant workers in Malaysia.
- A pilot test is planned to be conducted to determine design of the sample and questionnaire



NATIONAL SDG DATA PLATFORMS: EXPERIENCES AND CHALLENGES

SDG DATA MONITORING DASHBOARD



The screenshot shows the homepage of the National SDG Data Monitoring Dashboard (mysdg.dosm.gov.my). The page features a navigation menu with links for HOME, INTRODUCTION, CHRONOLOGY, SDG INDICATOR, and NEWSLETTER. A large map of Malaysia is displayed with a circular radar chart overlaying the SDG icons. A prominent red banner highlights 'SUSTAINABLE DEVELOPMENT GOAL 1: End poverty in all its forms everywhere', indicating 7 targets and 14 indicators. Below this, a grid of 17 SDG icons is shown, each with its corresponding number and title.

DOSM has developed SDG Data Monitoring Dashboard Phase 1 from October 2018 until February 2019 with **full support from United Nation Country Team (UNCT).**

National SDG Data Monitoring Dashboard can help policy makers in making wise and transparent decisions.

URL:
<http://mysdg.dosm.gov.my>

NATIONAL SDG DATA PLATFORMS



**Launching of The National SDG
Progress Monitoring System, 15th
March 2019,
Pulse Grande Hotel, Putrajaya**



ENGAGEMENTS

ENGAGEMENTS



Convention organised by the Ministry of Housing and Local Government - New Urban Agenda & SDG (10 December 2018)



Engagement sessions with agencies



Workshop on SDG Indicators, 21-22 Oct 2017

STATISTICAL SEMINAR ON SDG

SEMINAR STATISTIK KALI KE-3 (2019)
MENDEPANI CABARAN DAN AGENDA
SUSTAINABLE DEVELOPMENT GOALS (SDG) NASIONAL
(RABU & KHAMIS) 26 & 27 JUN 2019
DEWAN SIGMA,
INSTITUT LATIHAN STATISTIK MALAYSIA

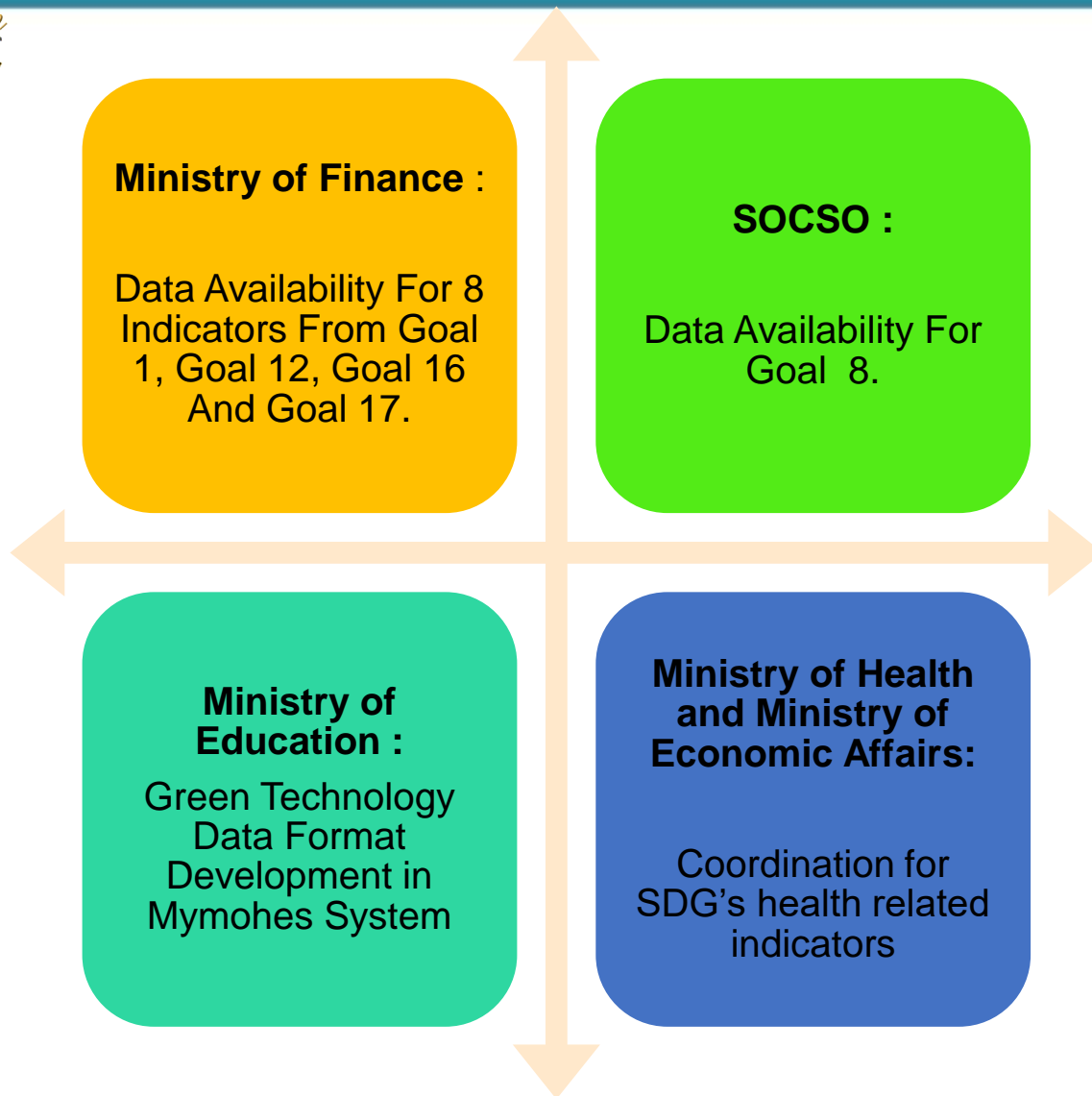
MAJLIS PERASMIAN OLEH
YBHG. DATO' SRI DR. MOHD UZIR MAHIDIN
Ketua Perangkaan Malaysia

"PENJANA STATISTIK NEGARA"

StatsMalaysia
www.dosm.gov.my

- 26-27 June 2019
- Participations from Ministries, Government Agency and NGO.
- Platform to share ideas and knowledge regarding National SDG.
- Organized by DOSM





Ministry of Education :

SDG Goal 4 Steering Committee Meeting:

To discuss SDG4: Education 2030's achievements, developments, challenges and directions among members and various agencies



CHALLENGES IN DATA COLLECTION

Harmonization of data coming from different agencies.

Involvement of various agencies for a single indicator. For example indicator 1.a.1 Proportion of domestically generated resources allocated by the government directly to poverty reduction programme

Unstructured data at Agency Level. Challenges to transform the data to structured data and indicator form.

Standardization on metadata and methodology used by the agencies should be clearly defined.

To follow through on Tier I data that have yet to be provided by Agencies.



WAY FORWARD

To enhance DOSM State Office role in gathering the data from the Local District Authority

Engagement with agencies to identify the best mechanism to develop the indicator for Tier II and Tier III.

Engagement with Custodian Agencies for technical assistance in developing indicator for Tier II and Tier III.



TERIMA KASIH & THANK YOU



20 OKT



18 - 23 OGOS 2019



18 OGOS 2019



JULAI 2019
(BANI PERCUBAAN)
JULAI 2020
(BANI SEBENAR)



JAN - DIS 2019



MAC - SEPT 2019



2016 - 2030



#StatsMalaysia | #MyStatsDay | #ISIWSC2019 | #WorldStatsRun2019 | #MyCensus2020 | #HIES2019 | #MyRetailCensus2019 | #LeaveNoOneBehind