

Dissemination Platform & tools


Palestine - Current Status



Saeda Abu-Raed
saburaed@pcbs.gov.ps

2018

Introduction



Dissemination: Policy & Main Channels

* Dissemination policy of official statistics in Palestine focuses on number of general trends of dissemination

Accessibility

Partnership

Be updated with evolution

Traditional principles

* Palestinian official statistics dissemination channels

Data Visualization Techniques

Social Media

YouTube

International Standards

Maps & Atlases

Website & statistical calendar

traditional newsletters

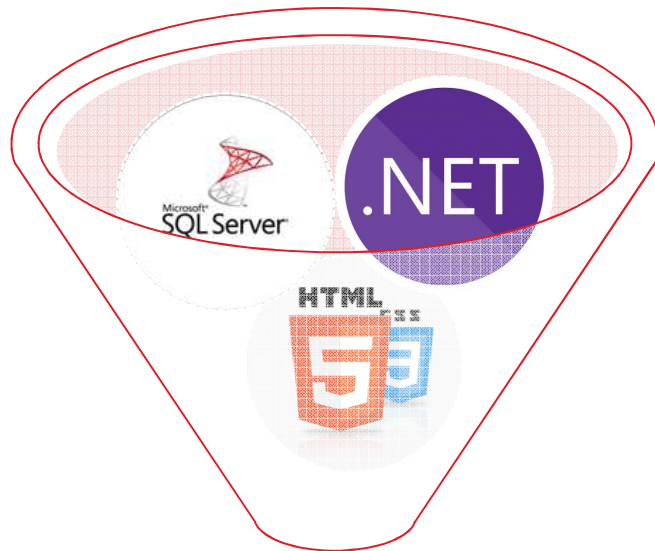
Public Use Data

Library

Scientific research center

Dissemination: Platform

DYNAMIC



Official Website

www.pcbs.gov.ps

Responsive Website

Browser Compatibility

Content Management System (CMS)

Data Visualization and Info-graph

Dissemination: Statistical Calendar & Central Data Catalog

NOVEMBER 2018						SHOW FULL CALENDER ...
Sun	Mon	Tue	Wed	Thu	Fri	Sat
28	29	30 Statistical Report	1 Press Releases	2	3	4
5 Press Release	6	7	8 Press Release	9	10	11
12 Statistical Reports	13	14 Press Release	15 Statistical Report	16	17	18
19 Statistical Report	20	21 Statistical Report	22 Press Release	23	24	25
26 Statistical Report	27 Press Release	28 Public Use File	29 Statistical Report	30 Public User Files (PUF)	1	2
3 Press Release	4 Statistical Report	5 Press Release	6 Statistical Report	7	8	9

Publications

Statistical Indicators

National Statistical Monitoring System

Tables & Charts

Central Data Catalog

MDGs

Statistical Classifications

Databases

Censuses Publications

4E > CENTRAL DATA CATALOG

Central Data Catalog

COLLECTIONS DATASETS CITATIONS

Found **235** studies out of **235**

Sort results by: Year | Title | Popularity

Showing 1-15 of 235 studies

- HouseHold Cultural Survey 2009**
By: Palestinian Central Bureau of statistics - Palestinian National Authority
Created on: Oct 06, 2011 Last modified: Oct 06, 2011 Views: 49751
- Labor Force Survey 1995**
By: Palestinian Central Bureau of Statistics - Palestinian National Authority
Created on: Jun 09, 2015 Last modified: Jun 09, 2015 Views: 9625
- Olive Presses Survey 1996**
By: Palestinian Central Bureau of Statistics - Palestinian National Authority

PCBS

Dissemination: Schools Students




من نحن اصصاليات عامة هل تعلم روابط مفيدة اللعب وتعلم موارد وأدلة مكتبة الفيديو اتصل بنا

PCBS

دولة فلسطين
الجهاز المركزي للإحصاء الفلسطيني

أختر ما يناسبك

4,793,781 فرد عدد
الفلسطينيين المقدر في
دولة فلسطين

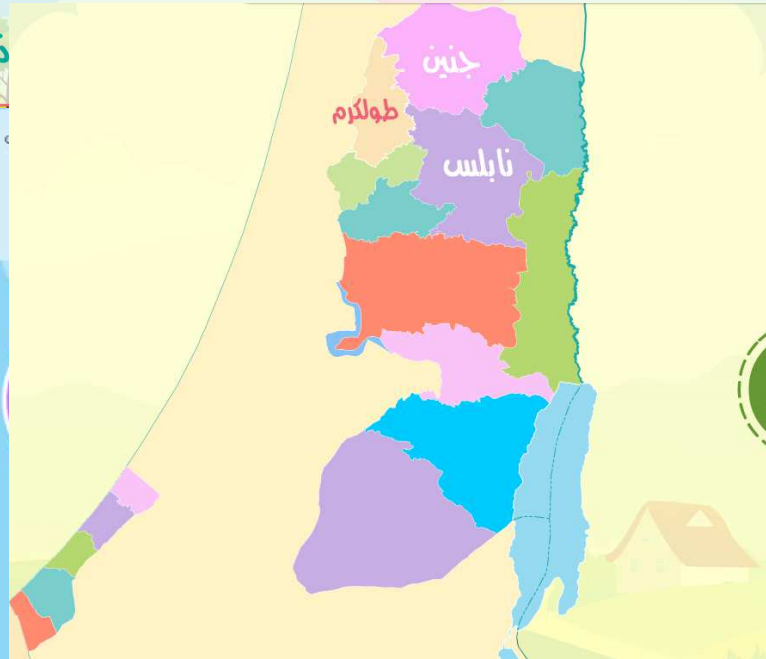


دولة فلسطين
الجهاز المركزي للإحصاء الفلسطيني

حدد على الخريطة مواقع محافظات فلسطين
في الضفة الغربية وقطاع غزة:

اسحب المحافظة وضعها في موقعها الصحيح على الخريطة

متوسط حجم الاسرة
في الضفة الغربية عام
2017 هو 4.8 أفراد



- | | |
|-------------------|-----------|
| رام الله و البيرة | دير البلخ |
| بيت لحم | طوباس |
| القدس | شمال غزة |
| سلفيت | خانيونس |
| الخليل | الرفح |
| الغزة | قلقيلية |
| الناصرة | الغزوة |
| الغزوة | الغزوة |

PCBS

SDMX: Current Status

PCBS used
'SDMX Registry'
for MDGs
Indicators
nationally and
internationally

PCBS tried to use
SDMX for
exchanging
National
Statistical
Monitoring
System
Indicators

PCBS has an
interest to use
SDMX for
exchanging SDGs
indicators

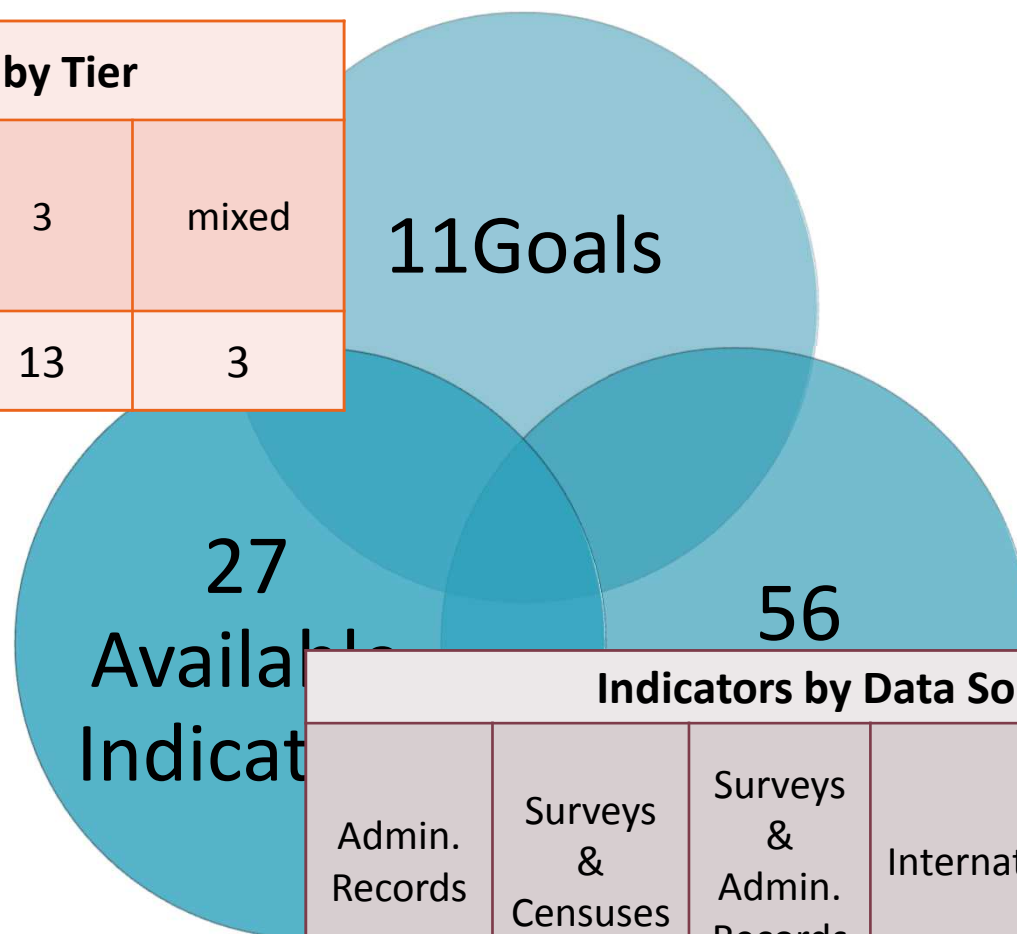
PCBS has
attended
several
workshops and
training courses
related to SDMX

SDG Indicators Publishing: Status & Plans

- A technical mission was recently hosted.
- The experts checked the statistical dimensions and reported that we need to work more on the matrix and enter the data into it.
- **Plans:**
 - Use “px-web” tool to build Database for all Indicators.
 - Publish and disseminate SDG Indicators through this tool depending on SDMX International Standards .
 - Data will be displayed and published on the website Dynamically . The tool provides the user with the possibility to extract the tables and charts he wants, through provided selects ,filters and other features.

Monitoring SDG Indicators related to Gender

Indicators by Tier			
1	2	3	mixed
12	28	13	3



Indicators by Data Source				
Admin. Records	Surveys & Censuses	Surveys & Admin. Records	International	International & Other source
4	9	2	2	10

Monitoring SDG Indicators related to Gender

Goal	Indicators Related to Gender	Indicators by Availability	
		Available	Not-Available
1	6	3	3
2	2	1	1
3	6	5	1
4	8	4	4
5	14	7	7
8	7	6	1
10	1	0	1
11	4	0	4
13	1	0	1
16	6	1	5
17	1	0	1
Total	56	27	29

