



# Recent statistical development in Myanmar

**Ms. Zar Kyi Win**

**Staff Officer**

**Central Statistical Organization  
Ministry of Planning and Finance**

# Myanmar National Statistical System

- **Decentralized Statistical System**
- **Central Statistical Authority Act** (of 1952) established the Central Statistical Organization (CSO) in 1952 as the Central Statistical and Economics Department (CSED).
- **New Statistics Law** was approved by Pyidaungsu Hlattaw in 22<sup>nd</sup> January 2018

# Central Committee of Data Accuracy and Quality of Statistics



- Meeting once in 3 months
- Patronage by Vice President (II)
- Chaired by Union Minister
- CSO DG as Secretariat

# Recent Development of Statistics

- New Statistics Law (2018)
- National Strategy for Development of Statistics (NSDS)
  - Core strategies (Part I)
  - Implementation Action Plan ( 2018-2022) (Part II)
- Myanmar Sustainable Development Plan (MSDP)
- SDGs Indicator Baseline Report
- Myanmar Living Condition Survey (2017)
- Myanmar Micro, Small and Medium Enterprise (MSME) Survey (2017)
- Statistics Training Centre

## Myanmar with SDGs

- Early Prompt action for baseline data assessment started since 2016
- Data Assessment exercise with UNDP
- Metadata Training Workshops
- Baseline Data Compilation in 2017

- Myanmar’s approach to the sustainable development is described in the SDG Baseline Report of “Measuring Myanmar's starting point for the Sustainable Development Goals”.
- This report was published in 2017 and presents all SDG Indicators available for Myanmar. The sources of all data presented in this publication are indicated.
- These are indicators collected from national sources, as well as from international databases (SDG global database and specific international institutions producing some of the SDGs).
- This report is a crucial tool to measure the progress of SDG implementation in Myanmar. See in [http://www.mm.undp.org/content/myanmar/en/home/librarySDG\\_Measuring\\_Myanmar\\_Starting\\_Point\\_for\\_the\\_SDGs.html](http://www.mm.undp.org/content/myanmar/en/home/librarySDG_Measuring_Myanmar_Starting_Point_for_the_SDGs.html)

# SDG Indicator Baseline Report for Myanmar

**Goal** : 17 goals,

**Target** : 169 targets

**Indicator** : around 230 indicators

- 196 Indicators are presented in this baseline report out of the total 320 “split” indicators.
- 61% of SDG Indicators are available from national source.
- Indicator availability is lowest for goals 13 and 14 (30% and 37.5%, respectively).
- Indicator availability is highest for goal 8 with 85%.







REPUBLIC OF THE UNION OF MYANMAR

## NATIONAL STRATEGY FOR DEVELOPMENT OF STATISTICS

### Part One: Core Strategies

August 2015

CSO

Central Statistical Organization  
Ministry of National Planning and Economic Development



## National Strategy for Development of Statistics

### Part II

### Implementation Action Plan (Draft)

2018 - 19 ~ 2022 - 23



November, 2017  
Central Statistical Organization

- National Strategy for Development of Statistics– NSDS : Policy Framework completed since 2015 August
- Implementation Plan for NSDS: Under drafting by consultations with WB , DPs and main statistical producers
- Parallely implemented: Trainings, extension of CSOs, Bilateral Statistical Coopertion



# 12 Critical Statistical programmes

The **Core Strategies** will briefly touch on **12 critical programmes**:

- 1) National Accounts and Macro-economic Statistics
- 2) System of Prices
- 3) Industry, Tourism, Investment Statistics
- 4) Agricultural and Rural Sector
- 5) External Trade
- 6) Demographic and Population Statistics
- 7) Social and labour Statistics
- 8) Civil Registration and Vital Statistics
- 9) Health Statistics
- 10) Education Statistics
- 11) Energy and Environment
- 12) Geocoding and Geospatial Information

# 10 Clusters under NSDS

- National Account Statistics Cluster
- Survey Coordination and Statistical Standard Cluster
- Social Statistics Cluster
- Vital Statistics Cluster
- Population Statistics Cluster
- Agriculture and Rural Sector Statistics Cluster
- Energy Statistics Cluster
- Environment Statistics Cluster
- Trade and Investment Sector Statistics Cluster
- Macroeconomic Monitoring and **Monetary** Statistics Cluster

# Implementing National Indicator Framework for Monitoring and Evaluation towards MSDP

- Step- 1= Mapping
- Step-2= Opening Workshop
- Step- 3= Task Team Meeting
- Step-4= Consolidation
- **Draft Indicator Framework**
- Step 5 = Formal Review & Approval
- Step 6= Metadata & Targets Development
- **FINAL INDICATOR FRAMEWORK ( Early 2019)**

# 13 Task Teams

- Peace
- Governance
- Rule of Law
- Macroeconomics
- Agriculture & Water
- Job Creation & Growth
- Infrastructure & Access
- Education
- Health & Nutrition
- Social Protection
- Environment
- Energy
- Urbanization

# Criteria for Indicators Selection

- To be inline with MSDP Strategy
- Data Availability
- If not currently available,
  - Administrative Data ???
  - New Surveys ???
  - International Sources or Publication ???
- To get consultation with relevant depts. for approval of identifying the indicators
- Degree of impacts

# **Data Dissemination System**

# Data Publication in NSS

- According to Decentralized Statistical System, all statistical producers issues individual publication relating to their specific fields.
- For quality control purpose, New Statistics Law (2018) legislates the need prior permission from DAQS with the full explanation of methodology used.

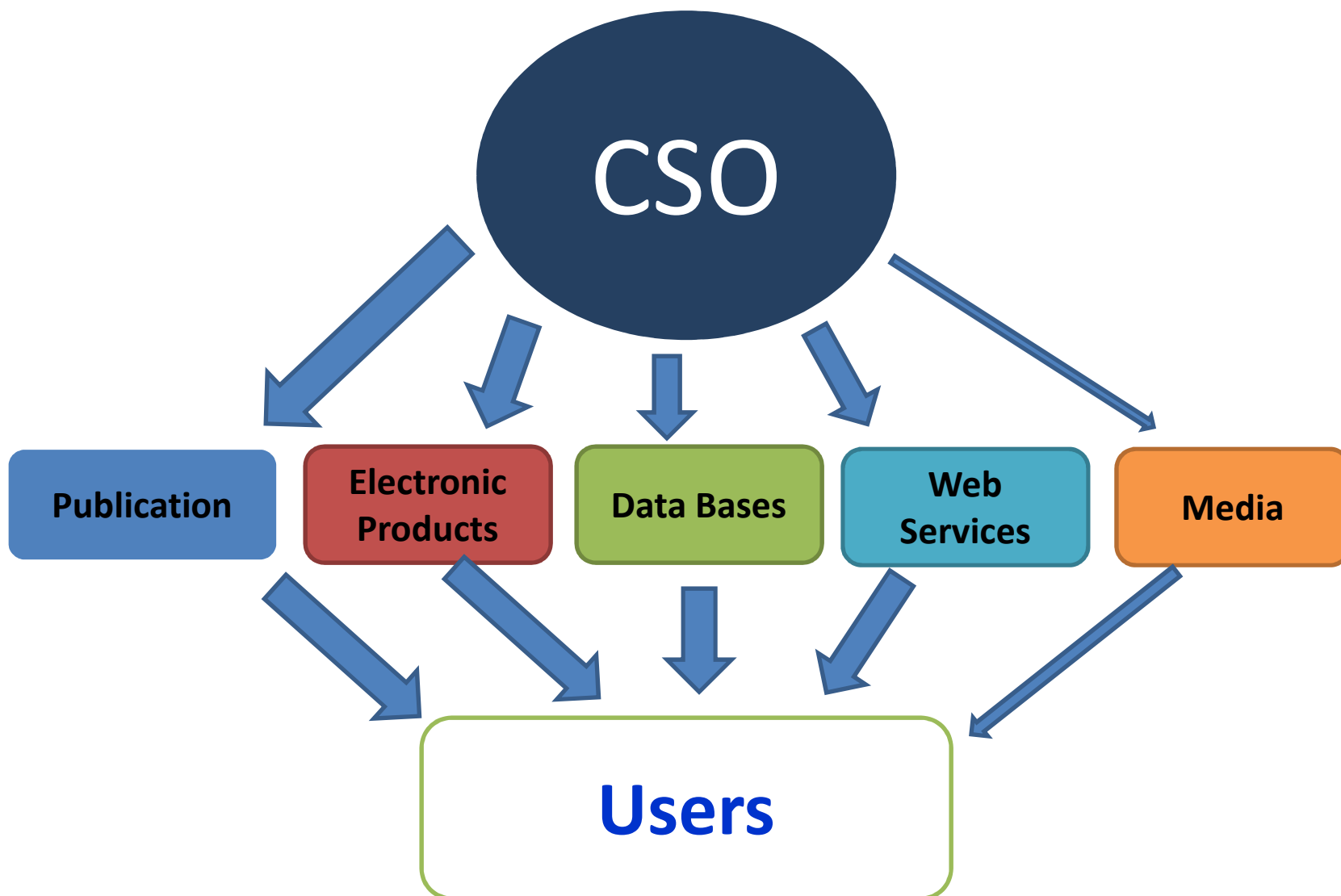


Myanmar National Quality Assurance Framework is

**NEEDED>>>>>**



# Data Dissemination



# Data Dissemination by CSO

Selected Monthly Economic Indicator (SMEI) – Monthly

Statistical Year Book (Annually)

MMSIS Website (Myanmar Statistical Information System)

Quarterly Planning and Economic Development  
Journal

Myanmar Agriculture Statistics

Quarterly Statistics Bulletin

- CSO is fully aware of the importance of SDG monitoring, information and data requirements. Myanmar Information System (MMSIS) which a web-based national database of statistics developed by CSO can be used as the dissemination platform for the indicators.

# MMSIS Website ( www.mmsis.gov.mm)



**MMSIS** Myanmar Statistical Information Service

Statistical Database Information & Reports Visualization About MMSIS

### Recent Statistics

- SPOT PRICES OF GOLD AT YANGON
- AVERAGE RETAIL PRICES OF S...
- AVERAGE WHOLESALE PRICES OF...
- AVERAGE RETAIL PRICES OF S...

### Popular Statistics

- POPULATION SIZE AND PROPORTION...
- MONEY SUPPLY
- GROSS DOMESTIC PRODUCT(AT CUR...
- ALL EXPORT BY COMMODITY SECTIO...

### Related site

- MOPF
- CSO
- AIMS
- MOC

Available Now!  
Statistical Yearbook 2016  
(See More Detail in Notice)

### Indicators of Myanmar


Export(15)	11,136.5 US \$ Million
Import(15)	16,577.8 US \$ Million
Electric Power Installation, Generation and Consumption(15)	13,551 (Million-kwh)
Forest Cover Status in Myanmar(15)	42.92 %
Area Classified By Type Of Land(15)	29,671 Thousand Acres
Average price of gold(16.06)	798,846 Kyat


### Statistical Database

- Trade
- Production
- Prices and Inflation
- National income
- Investment
- Labour and Employment
- Social
- Services
- Finance
- Geographic
- Demographic
- Survey

- News  
Latest news of CSO
- Notices  
Notices of the CSO


- Yearbook  
STATISTICAL YEARBOOK
- Selected Monthly Economic Indicator  
SELECTED MONTHLY ECONOMIC INDICATORS



 THE GOVERNMENT OF THE REPUBLIC OF THE UNION OF MYANMAR  
 MINISTRY OF PLANNING AND FINANCE


 CENTRAL STATISTICAL ORGANIZATION

**SELECTED MONTHLY ECONOMIC INDICATORS**

CENTRAL STATISTICAL ORGANIZATION **FEBRUARY - 2017**



  
 THE GOVERNMENT OF THE REPUBLIC OF THE UNION OF MYANMAR  
 MINISTRY OF PLANNING AND FINANCE

**2016**

**MYANMAR**  
**STATISTICAL**  
**YEARBOOK**

CENTRAL STATISTICAL ORGANIZATION


  
**စီမံ/ဖွံ့ဖြိုးရေး ချာနယ်**  
 အတွဲ-၄၊ အမှတ်(၂)၊ ၂၀၁၇ ခုနှစ် (ဧပြီ - မေ - ဇွန်)


  
**LAND + LABOR + CAPITAL = ECONOMIC DEVELOPMENT**  
**Technology**


 စီမံကိန်းနှင့် ဘဏ္ဍာရေးဝန်ကြီးဌာန၊ ဗဟိုစာရင်းအင်းဓာနဗွဲ့  
 (၃)လ တစ်ကြိမ် ထုတ်ဝေသည်





The Government of the Republic of the Union of Myanmar  
Ministry of Planning and Finance



## MYANMAR AGRICULTURAL STATISTICS (2006-2007 to 2015-2016)



Central Statistical Organization  
Ministry of Planning and Finance  
in Collaboration with  
Ministry of Agriculture, Livestock and Irrigation,  
Ministry of Natural Resources and Environmental Conservation

Nay Pyi Taw, Myanmar  
2017



Peer Review

## MYANMAR

### National Statistical System

July 2016



The Government of the Republic of the Union of Myanmar  
Ministry of Planning and Finance  
Central Statistical Organization



## Quarterly Statistics Bulletin

Quarterly Time Series, 2015-2017 (Q2)



# Challenges

- Limited technical human resources and financial Resources
- Weak awareness on statistical literacy
- M&E: Project Appraisal, Progress Report, M&Es
- Data: Accurate, Reliable (Disaggregate Data)
- Aid Management to avoid donors fragmentation





**Thank you for your kind attention!**