



Compilation of Statistics on Business Dynamics, Business Demography and Entrepreneurship

in GEORGIA



Gogita Todradze

Executive Director

National Statistics Office of Georgia

11-13 June, 2019, New York, USA

Key Business Statistics Indicators



INDICATORS:

- *Turnover*
- *Production value*
- *Value added*
- *Number of persons employed*
- *Personnel costs and other labor input indicators*
- *Average monthly remuneration*
- *Purchases of goods and services*
- *Investment in fixed assets etc.*

DATA SOURCES:

- *Quarterly Business Surveys*
- *Annual Business Surveys*
- *Administrative Data Sources*



Business Demography Indicators



➤ Number of active enterprises

➤ Enterprise Births

➤ Enterprise Death

➤ Enterprise Survivals

✓ *First time were published in December, 2017*

✓ *Indicators are available by kind of economic activity, legal forms and regions*

✓ *Time series from 2014*

WWW. GEOSTAT.GE

<https://www.geostat.ge/en/modules/categories/69/business-demography>



UNECE

Main Directions



by economic activity



by legal forms

by ownership type



by regions



Surveys and Administrative Sources



❑ Field works- 172 (72%)

- Online questionnaire for enterprises / organisations
- Face-to-face interviews and CAPI for households

❑ Administrative data - 68 (28%)

- Revenue Service (Tax Office)
- National Agency of Public Registry
- Customs Service
- Ministry of Internal Affairs



MINISTRY OF
INTERNAL AFFAIRS



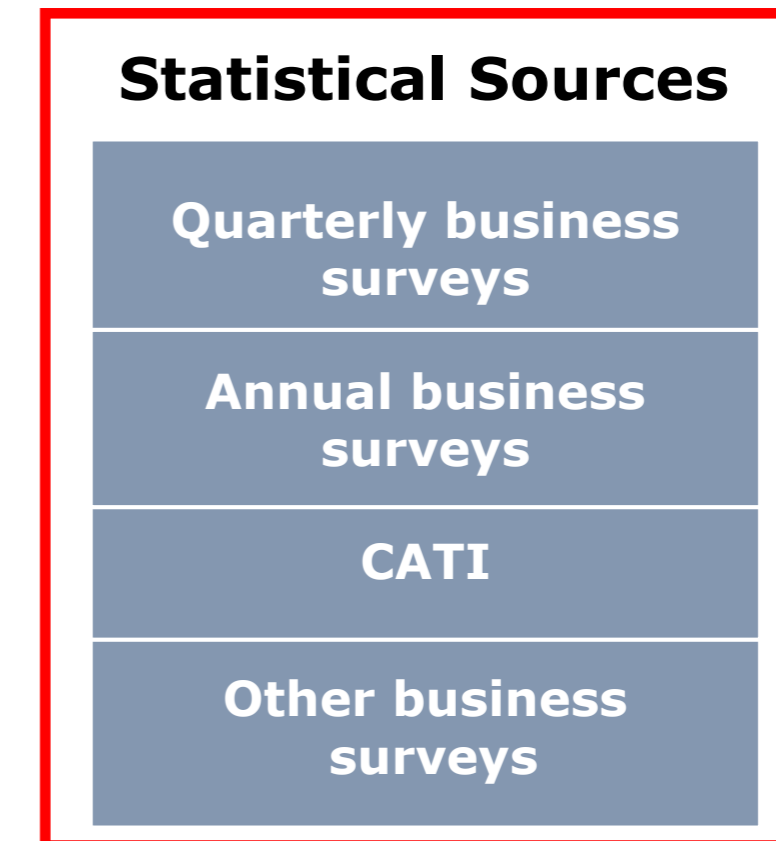
Statistical Business Register



External



Internal



- *All business surveys are based on SBR*
- *GEOSTAT uses only one sampling frame for all business surveys*
- *SBR is main source for business demography indicators*

Update Procedures



Business register is updated:

SBR

Using administrative sources from NAPR and RS (monthly)

Using quarterly and annual business statistics survey results

Based on Computer assisted telephone interview (CATI)

update procedures are automated



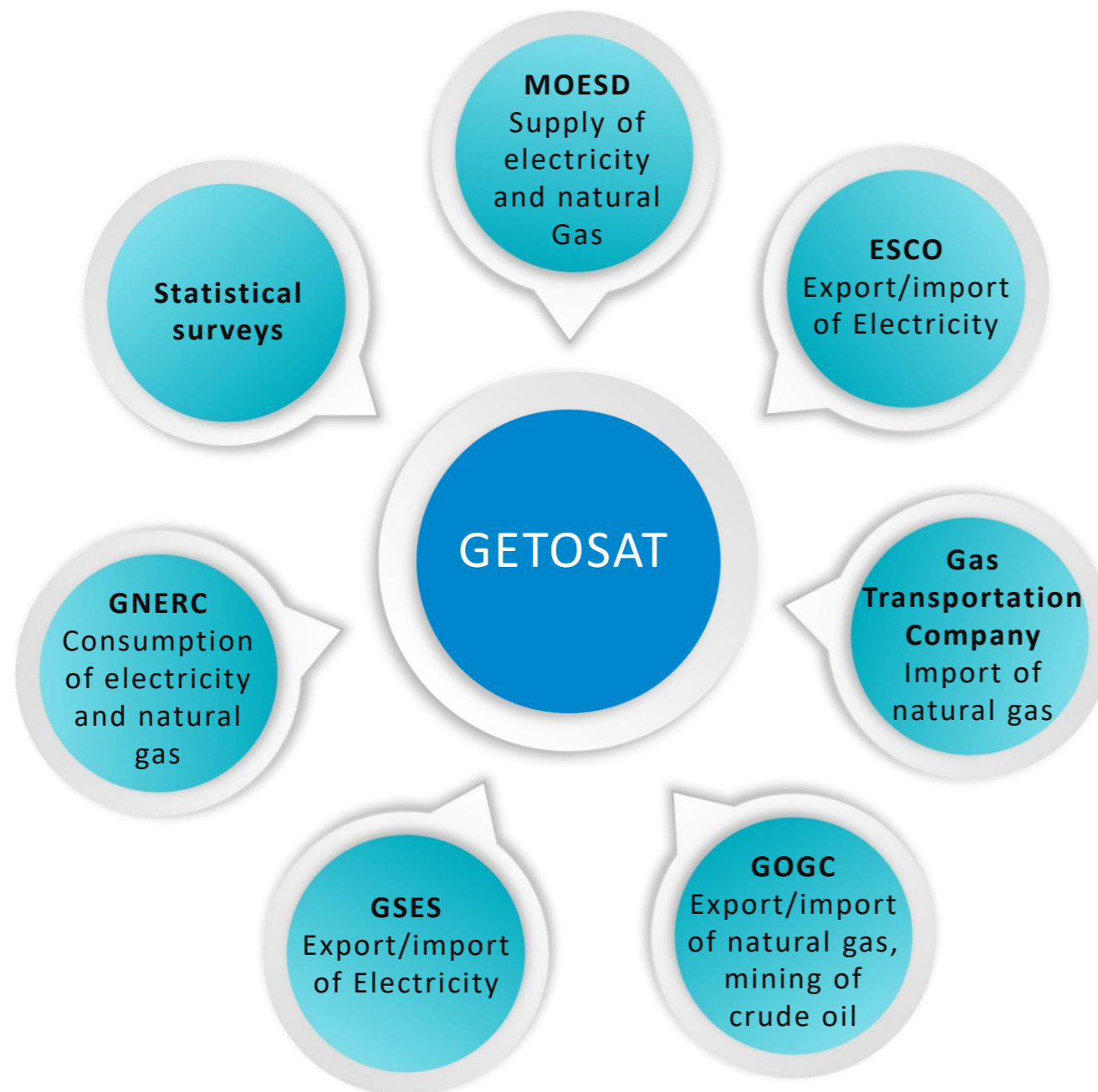
REVENUE SERVICE



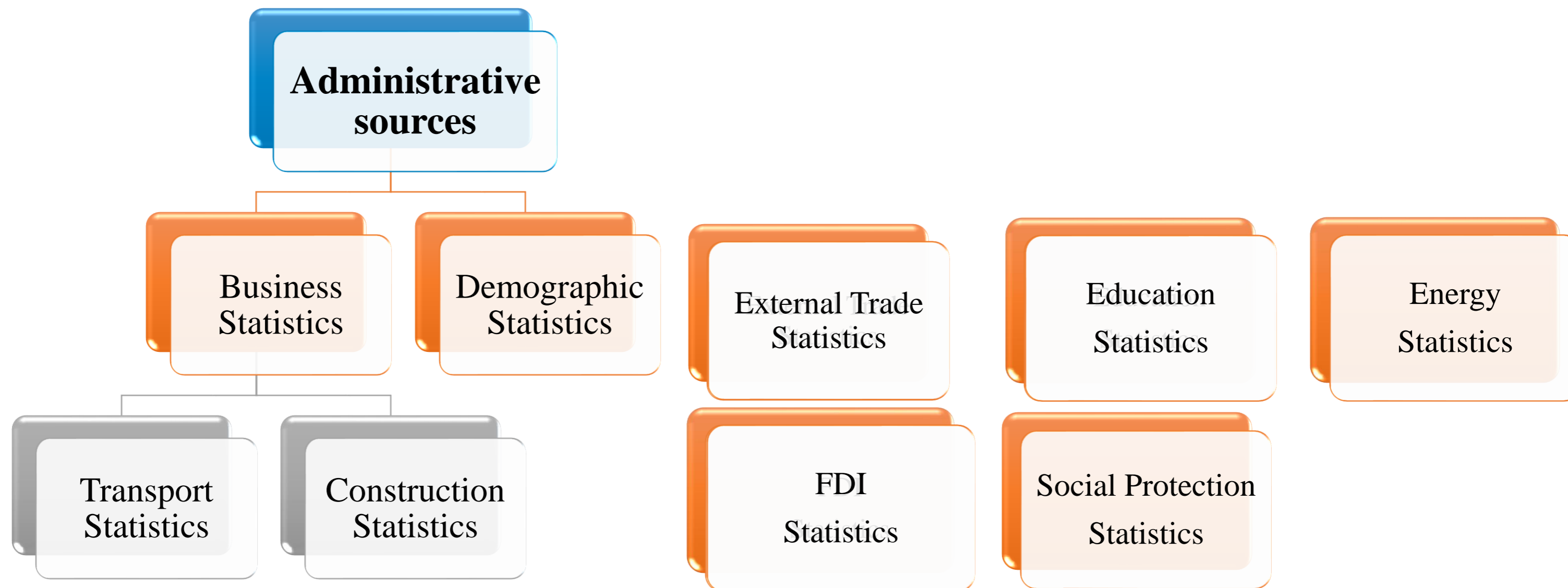
NATIONAL AGENCY of PUBLIC REGISTRY



Administrative data for production of short-term statistics



Use of Administrative Sources



Alternative sources and non-traditional methods



Use more and more administrative data, looking
for alternative data sources

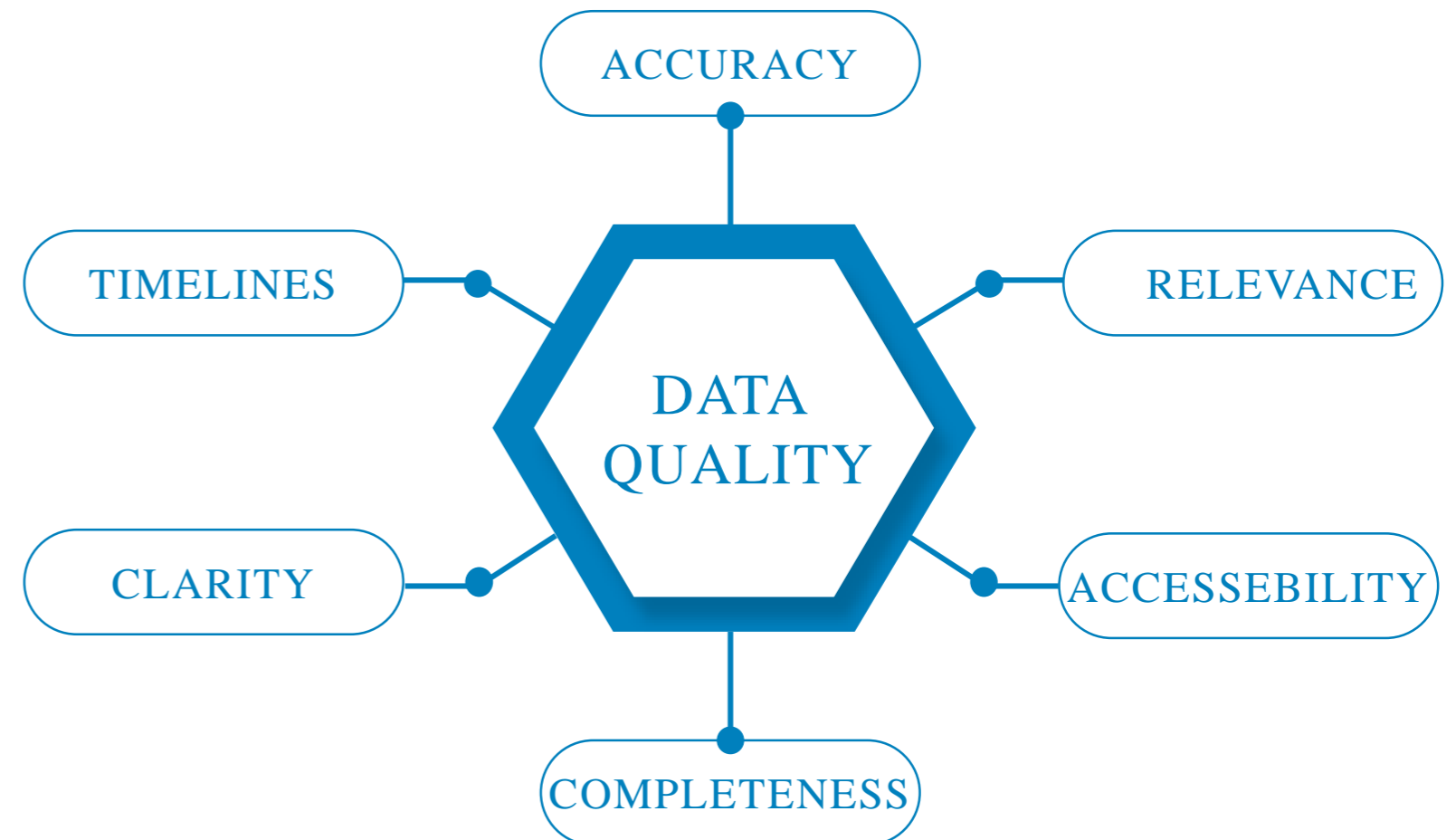
Establish modern and comprehensive data collection system



Challenges



- Quality of administrative data (accuracy of data, incomplete data)
- Lack of disaggregated administrative and survey data
- Methodology (differences between administrative and statistical processes in terms of definitions)
- Not sufficient financial and human resources
- Not complete metadata document



Future Plans



- Review and discuss data gaps
- Prioritize non-produced indicators
- Strengthen national statistical capacities and data collection system
- Implementation of international standards and requirements
- Continue active cooperation with administrative institutions and main stakeholders
- Active cooperation with international organizations and experts
- working with data quality
- Asses and looking for new data sources



SCB

Statistiska centralbyrån
Statistics Sweden





Thank you for attention!

Gogita Todradze

Executive Director
National Statistics Office of Georgia

gtodradze@geostat.ge

www.geostat.ge