

On-Site Information Note

2022 International Seminar on Official Statistics

(ver. as of Oct. 13)

CONTENTS

1. Introduction	1
2. Contacts	1
3. Venue	2
4. Accommodation	3
5. Transportation	7
6. Visa	13
7. COVID-19 Considerations	15
8. General Information	18

1. Introduction

Statistics Korea (KOSTAT) welcomes participants to the “2022 International Seminar on Official Statistics”. This information note has been compiled in order to assist you in the preparation for your trip to Seoul to participate in the Meeting. This guide provides administrative and logistical arrangements as well as other relevant information for the Meeting.

- Event : 2022 International Seminar on Official Statistics
- Venue : Yeong Bin Gwan, THE SHILLA Seoul(249 Dongho-ro, Jung-gu, Seoul)



Yeong Bin Gwan (Meeting Venue)

- Date : 2(Wed) – 4(Fri) November, 2022
- Language: English

2. Contacts

The secretariat team will be in charge of all administrative and logistical aspects of the meetings, including accommodation, transportation, registration, documentation, facilities, and others.

For further information, please contact:

[SECRETARIAT in KOREA]

For Logistics Matters

Secretariat in Korea (Statistics Korea)

Ms. Gahyun Heo

Tel: +82-2-2152-5026

Email: isos2022.kostat@gmail.com


3. Venue

2022 International Seminar on Official Statistics will take place at:

THE SHILLA Seoul



Yeong Bin Gwan (Meeting Venue)



Main Building (for Accommodation)

Address: 249 Dongho-ro, Jung-gu, Seoul, Republic of Korea

<https://www.shilla.net/seoul/index.do>


4. Accommodation

4-1. Accommodation Information

■ THE SHILLA Seoul (Meeting Venue)

The following hotel has been designated for the participants of “2022 International Seminar on Official Statistics”. Room reservation and charge should be covered by each participant. Please refer to official website and information below and make room reservation for your participation.

THE SHILLA Seoul

Class	☆☆☆☆☆		
Location	249 Dongho-ro, Jung-gu, Seoul		
Official Website	https://www.shillahotels.com/index.do		
Average Rate	\$ 300 /per day (for Deluxe Room) *Breakfast not included		
Check-in Time	After 2:00PM	Check-out Time	Before 11:00AM
Reference Photo			

For special rate for THE SHILLA Seoul, please check Room Reservation Form via link below and submit the form directly to THE SHILLA Seoul(shilla.reserve@samsung.com).


*Room Reservation Form Downloading Link :

<https://drive.google.com/drive/folders/1fLdqGleCyYKfZF7mlqA0SpRLTvwwQAxg?usp=sharing>

■ Summit Hotel

The following hotel has been designated as accommodation hotel for the participants of “2022 International Seminar on Official Statistics”. Room reservation and charge should be covered by each participant. Please refer to official website and information below and make room reservation for your participation.

Summit Hotel

Class	☆☆☆		
Location	198 Jangchungdan-ro, Jung-gu, Seoul		
Official Website	http://www.summithotelseoul.com/view/index.do?SS_SVC_LANG_CODE=ENG		
Average Rate	\$ 60 /per day (for Standard Room) *Breakfast not included		
Check-in Time	After 2:00PM	Check-out Time	Before 12:00AM
Reference Photo			

For special rate for Summit Hotel, please follow several steps below at official website and check available room type and price. Please use promotion code below and certificate number below.

STEP 1. Click ‘Reservation’ on official website.

STEP 2. Click ‘Promotion Code’ button.

STEP 3. Click ‘Corporate Code’ button.

STEP 4. Type Promotion Code below and click ‘Search’.

STEP 5. When you see the ‘UN_INT_SEMINAR’, click ‘Apply’.

STEP 6. For the last, please type certificate number below and click the button below.

Then you can check the available date and room fare.

***Promotion Code : UN1101**

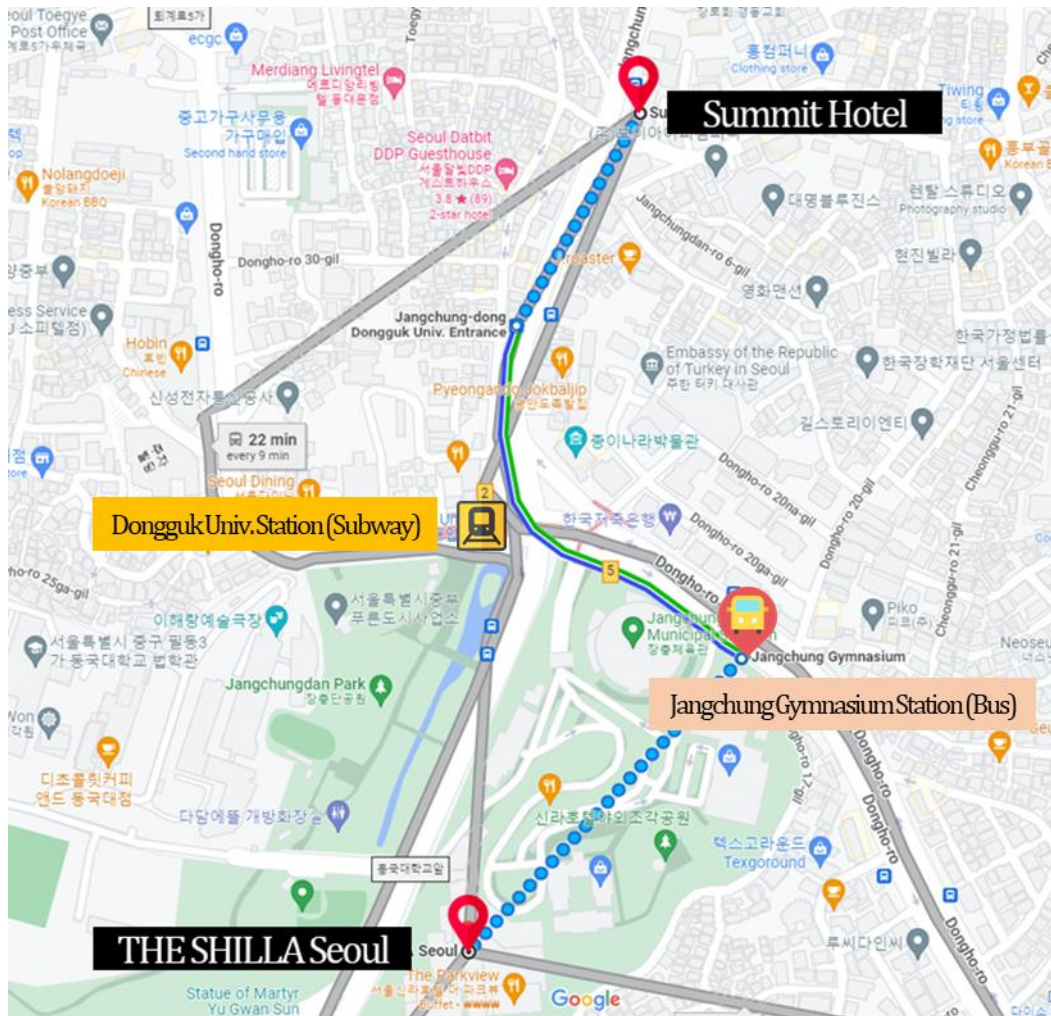
***Certificate Number : 22850540**

4-2. Room Reservation Websites

For fare price, we recommend you to make a room reservation at websites below. Please check reasonable price according to your schedule. You can check the reservation website faster after you search the hotel at Google Map.

- Hotels.com (<https://kr.hotels.com/en/>)
- Expedia(<https://www.expedia.co.kr/en/>)
- Booking.com(<https://www.booking.com>)

■ Route from Summit Hotel to THE SHILLA Seoul(Main Venue)



1. By Bus *takes 9 min

1. Walk to Jangchung-dong Dongguk Univ. of Education(Court & Public Prosecutor's Office).
2. Take a bus(no. 144, 301, 7212) at **Jangchung-dong Dongguk Univ. of Education(Court & Public Prosecutor's Office)**.
3. Take off bus at **Jangchung Gymnasium station**.
4. Walk to THE SHILLA Seoul.

2. On Foot *takes 9 min

1. Go straight to **Jangchung Gymnasium Intersection**.
2. Cross the street heading to **Jangchung Gymnasium**.
3. Walk to THE SHILLA Seoul.

*For further route information, please check the link below.

<https://goo.gl/maps/vvT1yZZq1qipLTME8>

4-3. Information around the hotel

Purpose	Venue
<p>For shopping</p>	<ul style="list-style-type: none"> • Arcade(at THE SHILLA Seoul) : 1st and B1st Floor, THE SHILLA Seoul (249, Dongho-ro, Jung-gu, Seoul, Republic of Korea) • Shilla Duty Free Seoul : THE SHILLA Seoul (249, Dongho-ro, Jung-gu, Seoul, Republic of Korea) • Dongdaemun Shopping Complex, Seoul : 266 Jong-ro, Jongno-gu, Seoul
<p>For enjoying nature</p>	<ul style="list-style-type: none"> • Jangchungdan Park : Jangchungdong 2(i)-ga, Jung-gu, Seoul, Republic of Korea
<p>For enjoying arts</p>	<ul style="list-style-type: none"> • National Theater of Korea, Seoul : 59 Jangchungdan-ro, Jung-gu, Seoul, Republic of Korea
<p>For exchanging the currency</p>	<ul style="list-style-type: none"> • MG Community Credit Cooperatives (MG Saemaul Geumgo Head Office) : THE SHILLA Seoul (249, Dongho-ro, Jung-gu, Seoul, Republic of Korea)

5. Transportation

Contents below are transportation information from Incheon International Airport to THE SHILLA Seoul(Main Venue) and Summit Hotel.

5-1. Limousine Bus

■ Incheon International Airport → THE SHILLA Seoul & Summit Hotel

- No. 6702

Departure Schedule	First Bus	T1 09:05 T2 08:45	Last Bus	T1 20:20 T2 20:00
Fare	₩18,000			
Bus Company (Contact)	Korea Airport Limousine (+82-2-2667-0386)			

*You can also purchase Limousine Bus ticket using your credit card. Please find nearest ticket box of each terminal's bus station.

- Route Schedule

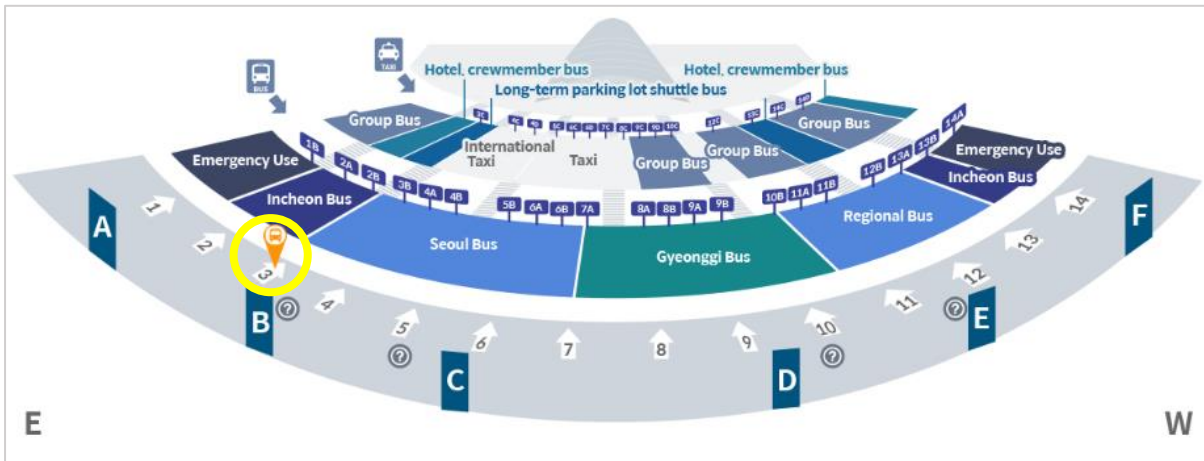
Bus Schedule (T1/Weekday)	09:05	14:35	20:20
Bus Schedule (T1/Weekend)	09:05	14:35	20:20
Bus Schedule (T2/Weekday)	08:45	14:15	20:00
Bus Schedule (T2/Weekend)	08:45	14:15	20:00

- Route Information

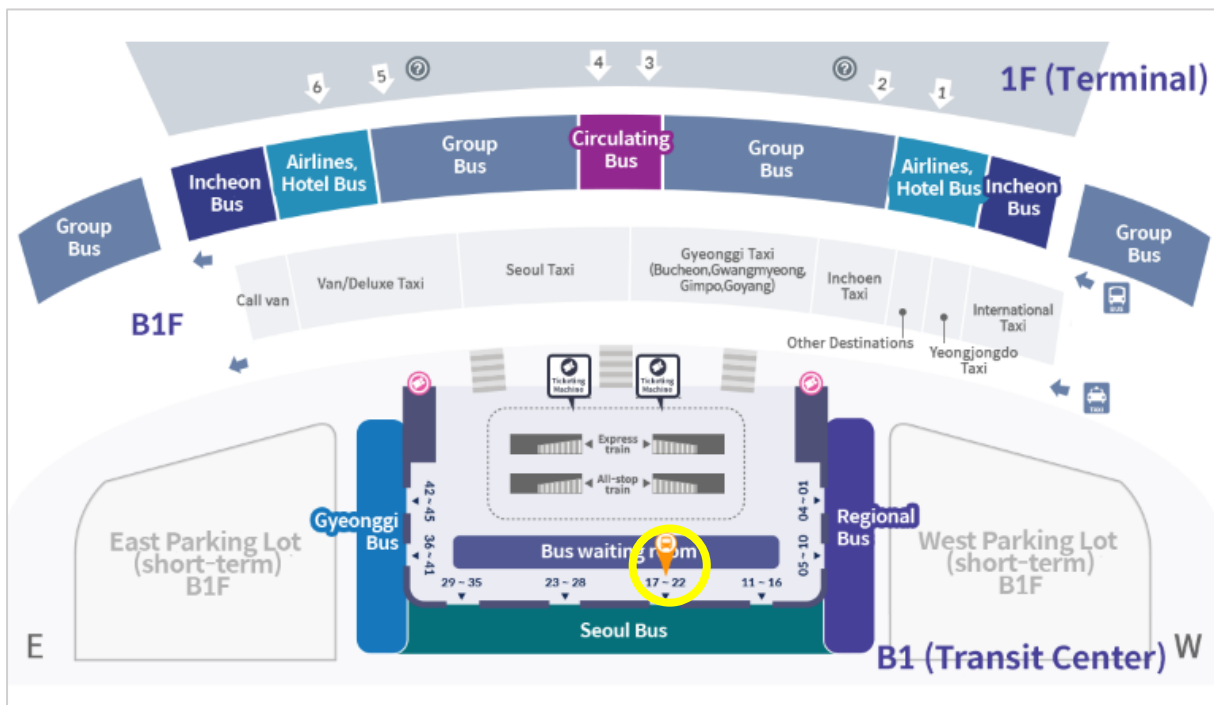
Please refer to the route(Bus no. 6702) below. Participants should take off at **Jangchung Gymnasium(to THE SHILLA Seoul)** or **Jangchung-dong, Summit Hotel Seoul(to Summit Hotel Seoul)**.





- Terminal 1 Bus stop location (1Floor No. 3)




- Terminal 2 Bus stop location (Transportation center Basement 1 No. 18)



- Walking Path to Hotel(after taking off bus) *takes 6 min by walk

Jangchung Gymnasium Station → THE SHILLA Seoul	
1. Go straight 100 meters toward Dongguk Univ. Station	2. Cross the street to the left toward THE SHILLA Seoul
	

Jangchung-dong, Summit Hotel Seoul Station → Summit Hotel Seoul
1. Take off bus at Jangchung-dong, Summit Hotel Seoul Station


5-2. Subway

■ From Incheon International Airport Terminal → THE SHILLA Seoul

1-1. Incheon Airport Terminal 1 Station → Gongdeok Station

Please find 'Incheon Airport Terminal 1 Station(A10)' located in B1(underground floor) of the airport and take Airport Railroad(8829) bounding to 'Incheon International Airport Cargo Terminal(A09)'. It takes 57min to 'Gongdeok Station(K312)' after passing by 10 stations.

1-2. Incheon Airport Terminal 2 Station → Gongdeok Station

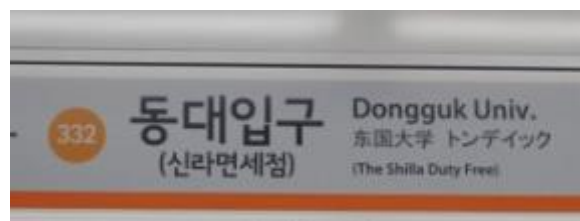
Please find 'Incheon Airport Terminal 2 Station(A11)' located in B1(underground floor) of the airport and take Airport Railroad(8829) bounding to 'Incheon Airport Terminal 1 Station(A10)'. It takes 64min to 'Gongdeok Station(K312)' after passing by 11 stations.



2. Transfer to Line no. 6 bounding to 'Hyochang Park Station(627)' It takes 13 min to 'Yaksu Station(633)' after passing by 6 stations.



3. Transfer to Line no. 3 bounding to 'Dongguk Univ.(332)' It takes 1min to 'Dongguk Univ.(332)'.



4. Walking Path to Hotel(after taking off subway) *takes 1 min by walk

Dongguk Univ. Station → THE SHILLA Seoul

Come out through exit no. 5.



■ **From Incheon International Airport Terminal → Summit Hotel**

1-1. Incheon Airport Terminal 1 Station → Seoul Station

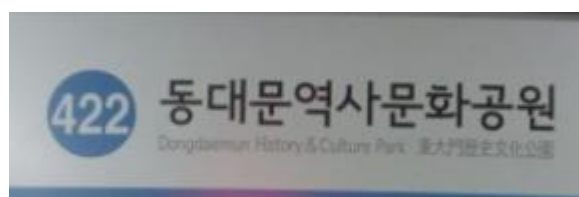
Please find 'Incheon Airport Terminal 1 Station(A10)' located in B1(underground floor) of the airport and take Airport Railroad(8829) bounding to 'Incheon International Airport Cargo Terminal(A09)'. It takes 56min to 'Seoul Station(A01)' after passing by 10 stations.

1-2. Incheon Airport Terminal 2 Station → Seoul Station




Please find 'Incheon Airport Terminal 2 Station(A11)' located in B1(underground floor) of the airport and take Airport Railroad(8829) bounding to 'Incheon Airport Terminal 1 Station(A10)'. It takes 67min to 'Seoul Station(A01)' after passing by 12 stations.



2. Transfer to Line no. 4 bounding to 'Hoehyeon(Namdaemun Market)(425)'. It takes 7 min to 'Dongdaemun History & Culture Park(422)' after passing by 3 stations.



3. Walking Path to Hotel(after taking off subway) *takes 5 min by walk

Dongdaemun History & Culture Park Station → Summit Hotel Seoul	
1. Come out through exit no. 4 and cross the street	2. Go straight to Jangchung Gymnasium Intersection
	
3. Arrive at Summit Hotel Seoul	
	

※ For route details back to airport will be updated on next version of information note.

6. Visa

Although we are currently under the circumstance that we need to be cautious about global COVID-19 status, the host of the 2022 International Seminar on Official Statistics is preparing conference with the careful consideration of examining vaccination status and quarantine matters of potential participants of each country.

Follows are information about K-ETA which is eligible for passport holder of visa-free country. Please check and follow the instruction below and make sure you have all requirements for entry to Korea. If you have any further questions for entry, please contact Secretariat of 2022 International Seminar on Official Statistics.

■ Information about K-ETA

Following the implementation of K-ETA from 1 September 2021, nationals of 112 countries/regions, who were eligible for visa-free entry, now need to apply for K-ETA in order to receive a boarding pass. K-ETA authorization is generally valid for multiple trips over a period of two years or until your passport expires, whichever comes first. (Application fee - 10,000 KRW/person)

However, due to COVID-19, currently, ONLY 1) Nationals of 107 countries/regions visa-free entry is available and 2) 'Priority Entry(Business) Persons' of the 5 visa-free entry suspended countries/regions as an exception can apply for K-ETA (as of 1 September 2022). Depending on the situation of COVID-19, the list of countries/regions may be updated.

K-ETA Center is providing foreign language consultation in English, Russian, and Thai. Please leave your inquiries through the official K-ETA website below.

[<https://www.k-eta.go.kr/portal/apply/index.do> – Notice – Questions].

(Weekdays from 09:00~12:00, 13:00~18:00 KST)

■ K-ETA Required Countries (Regions)

If you are not among 112 countries or regions below, please issue visa for entry in due course. You can check visa issuance guideline on site below.

*Korea Visa Portal - <https://www.visa.go.kr/main/openMain.do>

50 Eligible Countries (Regions) for K-ETA
Albania, Andorra, Barbados, Dominica, Guam, Guyana, Holy See, Ireland, Malta, Mexico, Monaco, New Caledonia, Nicaragua, Palau, Saint Kitts-Nevis, Saint Vincent and the Grenadines, San Marino, Slovenia, United Kingdom, United States of America, Venezuela, Greece, Netherlands, Denmark, Germany, Latvia, Romania, Luxembourg, Lithuania, Belgium, Bulgaria, Cyprus, Sweden, Spain, Slovakia, Estonia, Austria, Italy, Czech Republic, Croatia, Portugal, Poland, France, Finland, Hungary, Norway, Switzerland, Liechtenstein, Iceland, Singapore
46 Countries (Regions) added as of April 1, 2022
Malaysia, Bahrain, United Arab Emirates, Oman, Israel, Kazakhstan, Qatar, Thailand, Turkey, Guatemala, Dominican Republic, Bahamas, Brazil, Saint Lucia, Suriname, Haiti, Antigua and Barbuda, El Salvador, Uruguay, Jamaica, Chile, Costa Rica, Colombia, Trinidad and Tobago,

Canada, Argentina, Honduras, Paraguay, Ecuador, Russia, Montenegro, Bosnia and Herzegovina, Serbia, Nauru, Marshall Islands, Fiji, Tuvalu, Australia, Republic of South Africa, Lesotho, Morocco, Mauritius, Botswana, Seychelles, Eswatini, Tunisia
6 Countries (Regions) added as of May 1, 2022
Brunei Darussalam, Kuwait, New Zealand, Panama, Peru, Saudi Arabia
1 Country (Region) added as of June 1, 2022
Grenada
1 Country (Region) added as of July 1, 2022
Hong Kong
3 Countries (Region) temporarily added from August 4 to October 31, 2022
Japan, Taiwan, Macau

■ K-ETA Suspended Countries (Regions)

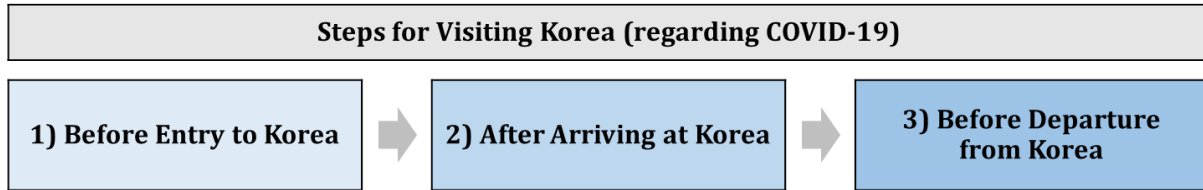
If you are among the 5 countries or regions below, please issue visa for entry in due course. You can check visa issuance guideline on site below.

*Korea Visa Portal - <https://www.visa.go.kr/main/openMain.do>

5 Countries (Regions) Currently Suspended for K-ETA
Micronesia, Samoa, Solomon Islands, Kiribati, Tonga

7. COVID-19 Considerations

Please refer to the following contents below according to steps regarding visiting Korea.



7.1 Before Entry to Korea

■ Q-CODE(Pre-entry Quarantine Information System)

Q-code is a system established by the KDCA in order to shorten the time for quarantine inspection and provide the conveniences overseas entrants require upon entry to the Republic of Korea. Anyone who inputs normal quarantine information through Q-code will be able to avail fast and convenient quarantine inspection after their arrival at the Republic of Korea. Therefore, those who plan to enter the Republic of Korea are encouraged to use the convenient Q-code for quarantine information.

Please refer to website below for detailed information on Q-code.

* Website: <https://cov19ent.kdca.go.kr/cpassport/biz/beffatstmnt/main.do?lang=en>

■ Preparation to Input Q-CODE

- ✓ (Mandatory) Valid passport
- ✓ (Mandatory) Valid E-mail address
- ✓ (Mandatory) Valid airline ticket
- ✓ (Mandatory) Health Condition Information
- ✓ (Selective) Valid 'Certificate of COVID-19 Vaccination'
- ✓ (Selective) Valid 'Quarantine Exemption'

■ Registration Procedure by step

Procedure	
Step. 01	Entry to the Q-CODE(Quarantine COVID-19 Defense) Website
Step. 02	Consent to the Terms and Conditions
Step. 03	Input your E-mail
Step. 04	Input your passport information
Step. 05	Input the entry and stay information related to your visit
Step. 06	Input quarantine information
Step. 07	Input your health condition
Step. 08	Confirm the input information
Step. 09	Issue the QR-Code(Q-CODE)

* The input of Q-code may not guarantee quarantine and entry to the Republic of Korea. After arrival, the conditions of entry and quarantine shall be finally determined through evaluation by officers of quarantine control and immigration control in the Republic of Korea.

* If you input false or inaccurate information related to the Q-code, you may incur a penalty or be subjected to entry restrictions in accordance with the relevant laws and ordinances of the Republic of Korea. The same law applies when you submit false or inaccurate QR-code by proxy.

7.2 After Arriving at Korea

All duty for those who come from foreign country to have a PCR test within 1 day after entry to Korea has been fully relieved. Although duty to wear a facemask outdoor also has been relieved, wearing a facemask indoor is still mandatory in Korea. Please check your facemask when you enter the meeting venue or indoor area.

Also, local organizer for this meeting will firmly prepare precaution matters for participants' health such as checking body temperature everyday morning at registration desk. Please cooperate all steps for prevention of the spread of infectious diseases.

7.3 Before Departing from Korea

Although those who entered Korea after midnight on October 1st, 2022 do not have to undergo the COVID-19 PCR Test after entering the country, each country has different rules for departure, it is necessary to check the documents to be prepared before leaving the Republic of Korea. We would appreciate it if you let us know whether you need any certificates such as the COVID-19 negative certificate in advance. The secretariat will inform you regarding the test procedure, schedule, and documents for the test if you need a PCR test when you return to your country.

■ Reference



Korea Disease Control and Prevention Agency

2022. 10. 01.

Input quarantine information in advance and easily and quickly with QR-Code

Experience prompt quarantine service of the Republic of Korea through advanced inputting of quarantine information.



 **Prior to entry**

Access Q-code
(<https://cov19ent.kdca.go.kr>)



✓ Get your passport and boarding pass ready in advance.



 **Prior to boarding**

Enter the information on entry to Korea and your health status following the order

✓ All inputs can be saved temporarily and corrected at all input stages.



Issue a QR code after checking your input.

⚠ After issuing the QR code, only the health status could be modified.



 **After arrival**

Present QR-Code to quarantine officer

✓ All types of QR-Codes, including those printed on paper and captured with electronic device can be used.

✓ You can receive quick quarantine services.



 **After entry**

Optional PCR testing after arrival only for those who wish to

✓ Korean nationals and long-term visitors can test within three days at a public health center

✓ Short-term visitors can test within three days at a medical institution

 **Order of input**

Input your entry/
stay details

Input your health
status

Issue a QR code

Optional PCR testing
after arrival
(Only those who wish to)

※ Those who refuse, interfere with or avoid a request for submission or presentation of relevant documents, or those who submit or present falsified document can be subjected to imprisonment of less than 1 year or a fine of less than 10 million KRW (Article 39 of Quarantine Act).

8. General Information

1) Traveler's Insurance

Each participant is encouraged to buy international traveler's insurance covering the entire duration of his or her stay in Korea. The host organization will not be responsible for personal accidents or damage to the private property of participants. It is highly advisable for participants to make their own arrangements concerning personal insurance in advance of attending the conference.

2) Climate

The Republic of Korea has four distinct seasons: spring (March-May), summer (June-August), fall (September-November), and winter (December-February). The brief fall lasts from September to November and is the most perfect time to feel cool breeze in the Republic of Korea. Temperatures may range between 10°C and 20°C. It doesn't rain very often but daily temperature range is huge so that it is highly recommended that all participants get their own outer clothing for morning and evening.

3) Language

Korean is the official language of the Republic of Korea.

4) Currency

The won (KRW) is the official currency of Korea. Banknotes are denominated in 1,000 won, 5,000 won, 10,000 won, and 50,000 won, and coins in 10 won, 50 won, 100 won, and 500 won. The major currencies as well as traveler's checks drawn on major banks can be easily converted into Korean won at the airport or local banks. As of 11th October 2022, the exchange rate is as follows: USD1 = 1,434.50 KRW. (Source: Korea Exchange Bank)

Foreign credit cards with VISA, Master Card, American Express, Diners Club, and JCB are accepted in most places. They can also be used for cash advances at local ATMs.

For more detailed information on currency, please visit the website as follows :

* https://english.visitkorea.or.kr/enu/TRV/TV_ENG_1_3.jsp

5) Electricity and Voltage

The standard voltage in Korea is 220 volts at 60 Hertz. Please bring your multi-voltage travel adapter or you may ask to borrow or purchase one from your hotel's front desk. You can also find them at the airport, retail stores, major duty-free shops, and even convenience stores.

6) Time Zone

The time zone in Seoul (Korea Standard Time, KST) is 9hours ahead of Greenwich Mean Time (GMT): GMT+9

7) Business Hours

Government office hours are usually from 09:00 to 18:00 on weekdays and closed on weekends.
Banks are open from 9:00 to 16:00 on weekdays and close on weekends.

8) Country and City Dialing Codes

International country code for Korea: +82

Regional area code for Seoul: 02

9) Emergency Calls

- Fire, Emergency and Ambulance: 119

- Police: 112

- Immigration Contact Center: 1345

09:00-22:00: Korean, Chinese, English

09:00-18:00: Vietnamese, Thai, Japanese, Mongolian, Indonesian/Malay, French, Bengali, Urdu, Russian, Nepali, Khmer, Burmese, German, Spanish, Filipino, Arabic, Sinhala

10) Tourist Information

For tourist information, please visit <http://english.visitkorea.or.kr/enu/index.kto>

Tourism and Translation Service: 1330

24 hours: Korean, Chinese, English, Japanese

08:00-19:00 Vietnamese, Thai, Indonesian/Malay, Russian

11) Useful Website

Hi Korea e-Government for Foreigners <https://www.hikorea.go.kr/Main.pt>

Korea Tourism Organization <http://english.visitkorea.or.kr/enu/index.kto>

Ministry of Foreign Affairs <https://www.mofa.go.kr/eng/index.do>