

Statistical Commission
Fifty-fourth session
28 February – 3 March 2023

Item 3(m) of the provisional agenda

Items for discussion and decision: National quality assurance frameworks

Background document
Available in English only

NQAF questionnaire results

Prepared by the United Nations Statistics Division

NQAF questionnaire results

By UNSD, results as of 23 January 2023

Table of Contents

Introduction	1
Definitions	2
Results	3
General notes.....	3
General respondents' information	3
Having NQAF	4
Details about NQAF.....	4
Additional questions on implementation	7
Sharing of national practices	11
Information related to not having NQAF	14
Challenges and lesson learned.....	16
EG NQAF current work.....	17
Annex 1. Questionnaire to countries	18
Annex 2. List of respondents to the NQAF questionnaire	24

Introduction

In March 2019, the United Nations Statistical Commission adopted the United Nations National Quality Assurance Frameworks Manual for Official Statistics (<https://unstats.un.org/unsd/methodology/dataquality/un-nqaf-manual/>), including its recommendations contained therein (Decision 50/106) (<https://unstats.un.org/unsd/statcom/decisions-ref/?code=50/106>). The Manual includes the updated United Nations National Quality Assurance Framework (UN NQAF) and guidance for implementation.

The Manual does not aim to replace any of the existing statistical quality assurance frameworks and guidelines for official statistics. Countries and individual producers of official statistics that are already fully engaged in quality assurance and are following existing quality frameworks may view this Manual as an additional reference point that supports what they are already doing, and a source of information on the application of quality assurance in different situations.

The development of the Manual greatly benefitted from a country survey on the implementation of national quality assurance frameworks conducted in 2017 by the Expert Group on National Quality Assurance Frameworks. The survey results (available at: <https://unstats.un.org/unsd/statcom/50th->

NQAF questionnaire results

[session/documents/BG-Item3d-NQAF-E.pdf](#)) showed that many countries had yet to implement a national quality assurance framework. The Statistical Commission at its 52nd session in March 2021 tasked the Expert Group to conduct a follow-up survey to assess progress in the implementation of national quality assurance frameworks by national statistical systems.

An official invitation to fill-in the NQAF questionnaire was sent out to Member States and one Observer State in August 2022 and the survey was closed on 20th January 2023. This report summarizes all 121 responses to the survey.

Definitions

To unify the terminology the following definitions are used throughout the questionnaire:

National statistical office (NSO): the leading statistical agency within a national statistical system. National statistical office and national statistical institute mean the same thing. In general, the NSO has a coordination role within the national statistical system, and is responsible for the development, production and dissemination of official statistics across multiple statistical domains.

National statistical system (NSS): the ensemble of statistical organizations and units (statistical agencies) within a country that develop, produce and disseminate official statistics on behalf of the national Government (and other levels of government). It is the responsibility of each country to define the scope of its NSS.

NQAF or National Quality Assurance Framework: a coherent and holistic system for statistical quality management that assures trust in and the quality of official statistics. The NQAF generally applies to all producers of official statistics in a country. However, some producers may apply a specialized quality assurance framework, or there may be separate quality assurance frameworks for specific purposes.

UN NQAF: The United Nations National Quality Assurance Framework developed by Expert Group on National Quality Assurance Frameworks and approved by the Statistical Commission in March 2019. The UN NQAF is contained in Chapter 3 and the Annex of the United Nations National Quality Assurance Frameworks Manual for Official Statistics (Manual), accessible under the following link: <https://unstats.un.org/unsd/methodology/dataquality/un-nqaf-manual/>.

Results

General notes

The summary is based on the responses received from countries. Not all questions required a response, meaning that the sum of actual responses for those questions can be less than the number of possible responses (see Annex 1 Questionnaire to countries). Any interpretation and comparison of the results by geographic region need to consider the different response rates among regions and the relatively low number of responses for some of the regions.

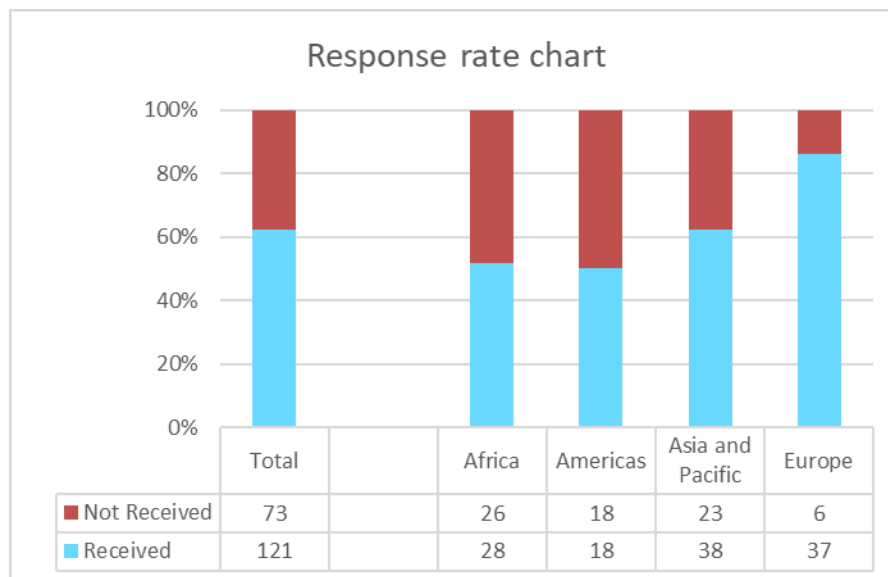
General respondents' information

Table 1 below presents information regarding languages used when filling out the questionnaire showing that English was used in most cases.

Table 1. Languages used in the questionnaire.

Language used	Count
English	102
French	7
Spanish	12
Total	121

The Response rate chart below shows that the overall response rate was 62 per cent. The list of respondents to the survey can be found in Annex 2. Countries are listed by geographic regions.

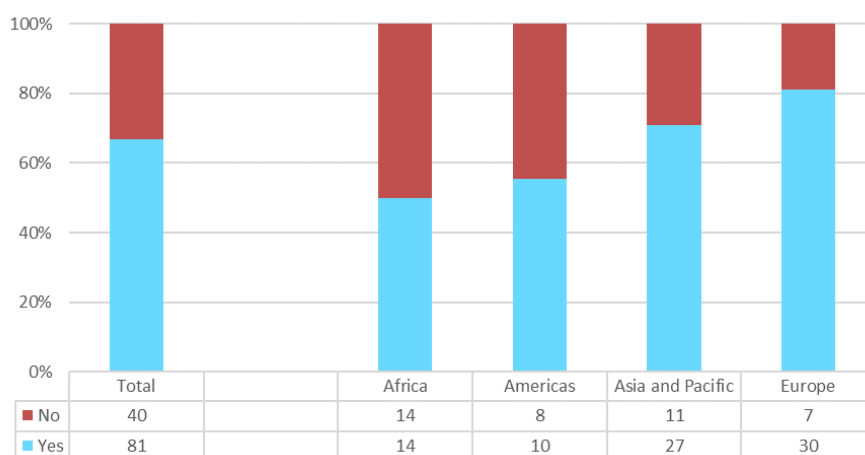


NQAF questionnaire results

Having NQAF

Sixty-seven per cent of countries responded that they have a national quality assurance framework (NQAF) for official statistics (see Chart 1). This is a notable increase compared with the results of the survey in 2017, when only 60 per cent of countries responded that they have an NQAF. When comparing the results for the countries that responded to the survey in 2017 and in 2022, twelve countries can be identified that did not have an NQAF in 2017 but have an NQAF now. Five of those countries belong to the Asia and Pacific region, three to the Africa region, two to the Europe region and two to the Americas region. - More than 80 per cent of countries in Europe have an NQAF. The percentage of countries that have an NQAF is much lower for some of the other regions, but the comparison may be impacted to some degree by different response rates among regions.

Chart 1. Do you have NQAF for official statistics in your country?

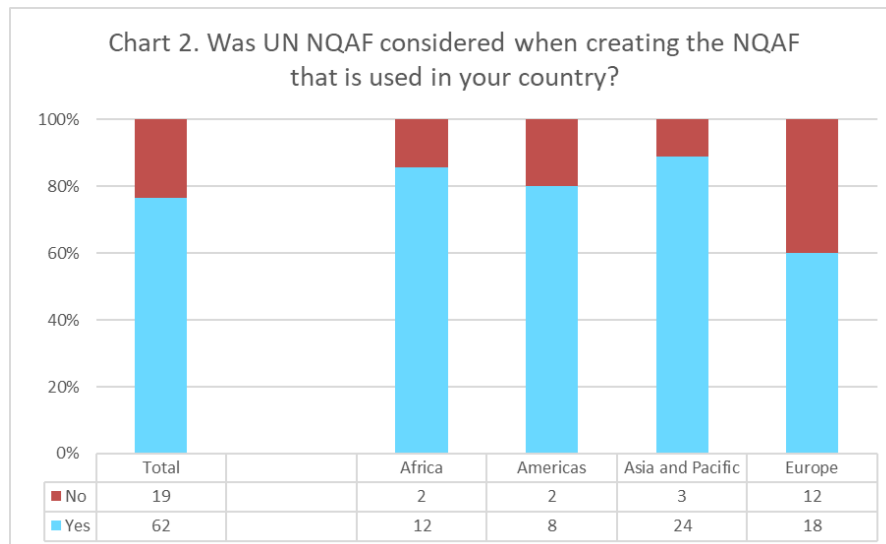


Details about NQAF

The following section summarizes information obtained from the 81 countries that have an NQAF. It includes information whether the United Nations National Quality Assurance Framework (UN NQAF) was considered in the process of creating the own NQAF, which framework(s) the own NQAF is based upon and whether that framework was adopted as it is or adapted to national circumstances. The summary also presents information on whether the NQAF covers only the national statistical office (NSO) or the whole national statistical system (NSS).

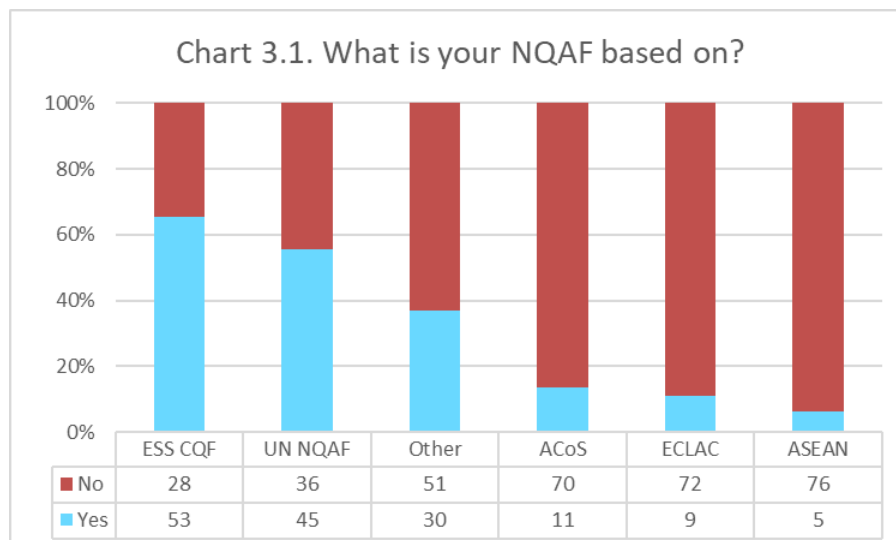
NQAF questionnaire results

Almost 80 per cent of countries considered UN NQAF when creating their own NQAF (see Chart 2), with very high rates in the Africa, Americas and Asia and Pacific regions.



Globally, the most widely used framework used as a basis for the country's NQAF is the Common quality framework of the European Statistics System (ESS CQF), followed by UN NQAF with 65 per cent and 56 per cent respectively (see Chart 3.1), based on the responses of 81 countries. Respondents could select all that apply. It should be noted that most of the regional frameworks are not well known outside of their region. The following abbreviations are used in the Charts 3.1 and 3.2:

- ACoS: African Charter on Statistics
- ASEAN: ASEAN Community Statistical System Code of Practice
- ECLAC: Code of good practice in statistics for Latin America and the Caribbean
- ESS CQF: Common quality framework of the European Statistics System, including the European Statistics Code of Practice
- UN NQAF: United Nations National Quality Assurance Framework



NQAF questionnaire results

The following Chart 3.2 presents the three frameworks most widely used as a basis for the creation of the own NQAF in a regional breakdown. It shows substantial differences between the regions, with the respective regional frameworks often used as basis for the own NQAF.

Chart 3.2. What is your NQAF based on?
[top 3 frameworks in regional breakdown]

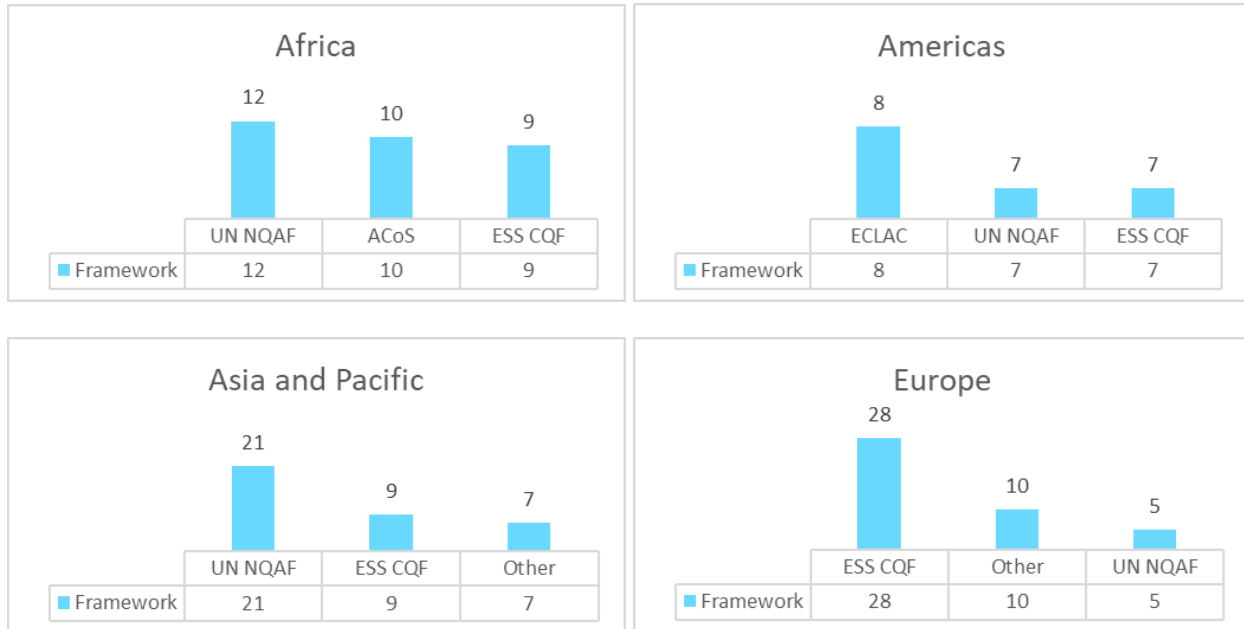
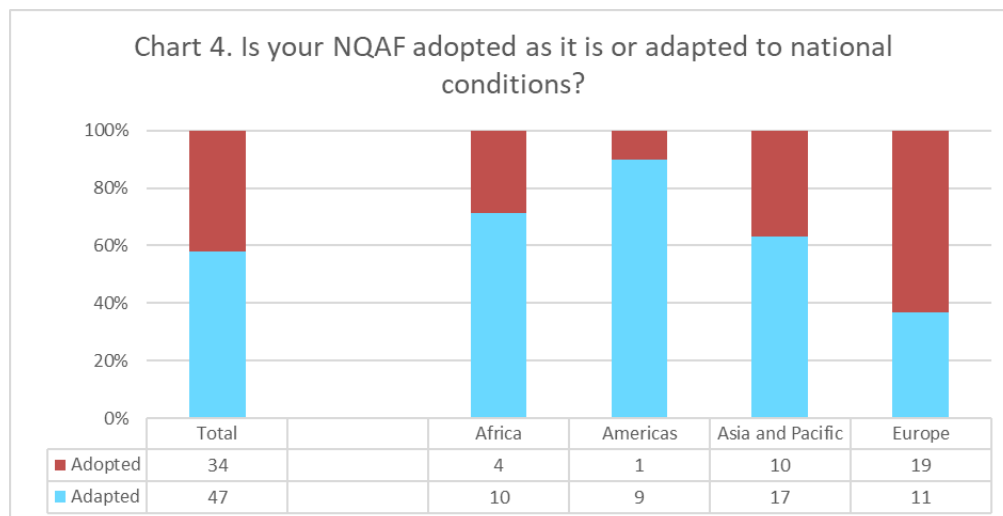
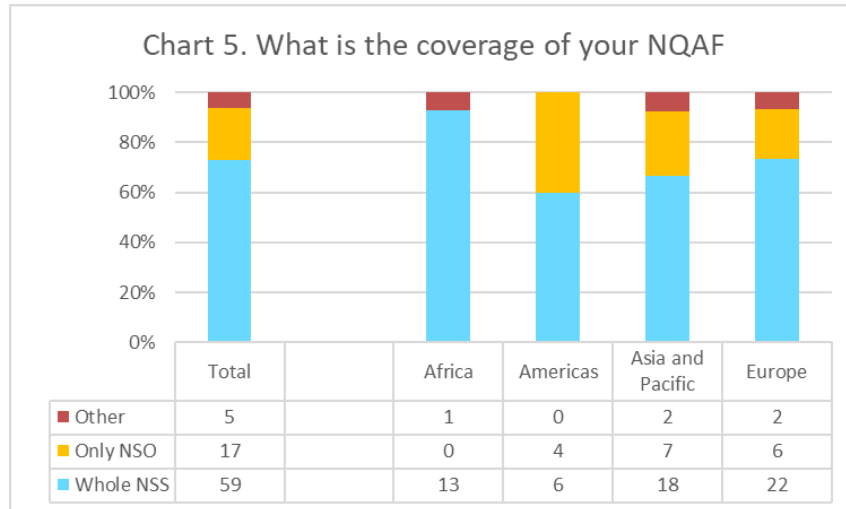


Chart 4 below shows that the reference framework used when creating the own NQAF is usually adapted to national circumstances except for the Europe region, where most countries adopted the ESS CQF as is.



NQAF questionnaire results

As presented in Chart 5 below, in most countries the NQAF is covering the whole national statistical system (NSS). Countries that responded “other” to this question have special situations or circumstances where there is for example more than one NQAF or there are additional ways to apply the NQAF that do not fall into the two answer categories.



Additional questions on implementation

This section summarizes additional information obtained from countries that implemented an NQAF. It includes information on whether quality principles or a reference to quality are included in national statistical legislation, whether there is a quality policy or a statement of the NSO’s commitment to quality, which is publicly available, and whether countries have conducted a comprehensive quality assessment of their NSO. In addition, the summary also presents information on whether any individual other producers of official statistics in countries conducted a comprehensive assessment of their system in the last five years (since 2018). Finally, it presents information on whether countries have implemented the Generic Statistics Business Process Model (GSBPM) at their NSO.

NQAF questionnaire results

As shown in Chart 6, quality principles or a reference to quality were included in national statistical legislation and/or other legislation mandating the production of statistics for official use in 89 per cent of countries that responded to this question.

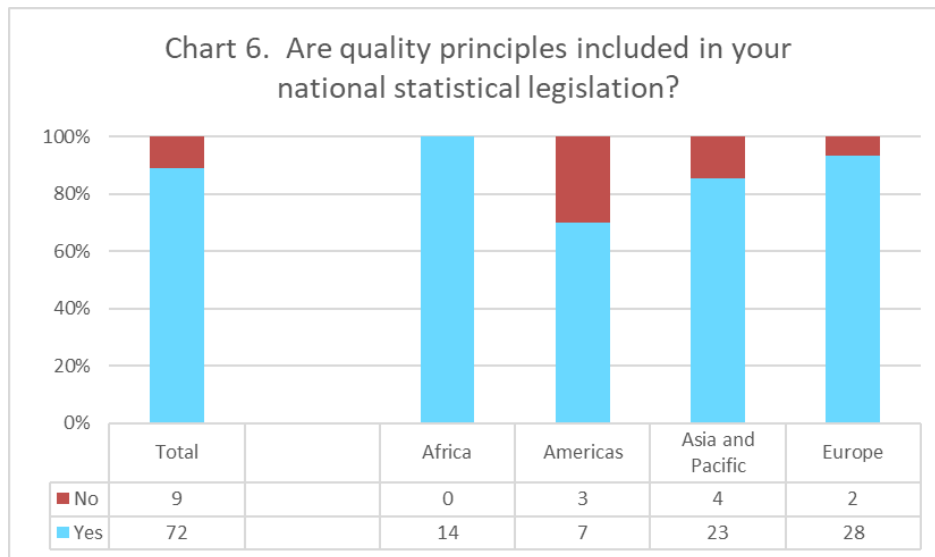
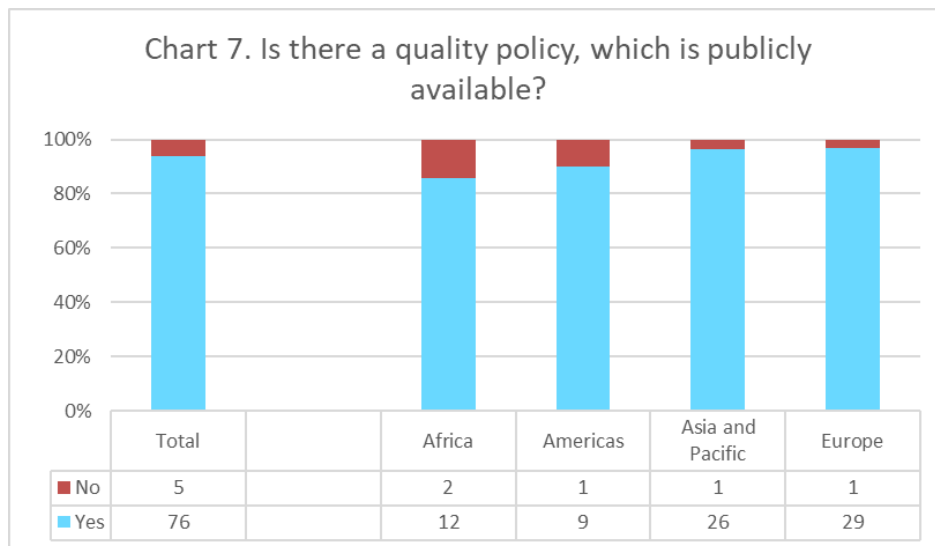
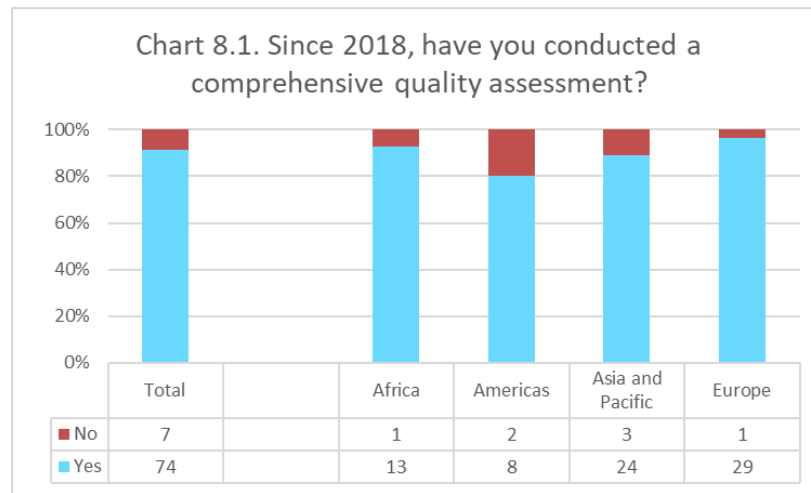


Chart 7 below shows that most countries (94 per cent) have a quality policy or a statement of the NSO's commitment to quality, which is publicly available. The percentages are very high across all regions.



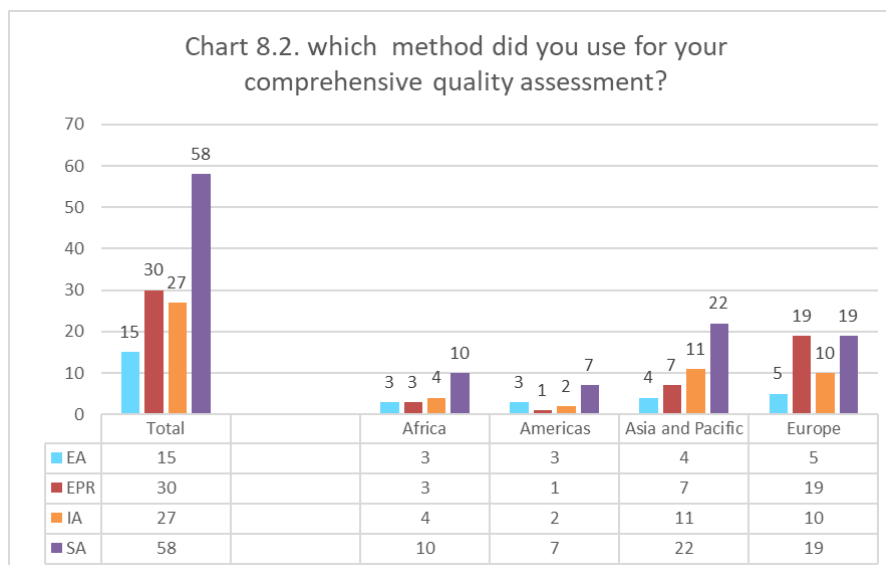
NQAF questionnaire results

As shown in Chart 8.1, almost all of the 81 countries that responded to this question conducted a comprehensive quality assessment of their national statistical office covering all aspects including coordination and institutional arrangements, statistical processes and outputs since 2018.



As shown in Chart 8.2 below, seventy-two per cent of countries that responded to this question conducted a self-assessment, while 37 per cent conducted an external peer review and 33 per cent conducted an internal audit (countries could select multiple categories, i.e., all types of assessment that apply to them). Many countries of the Europe region (about 63 per cent) conducted an external peer review. The following abbreviations are used in the Chart 8.2 below:

- SA Self-assessment (done by those responsible for the work, i.e., by management)
- EA External audit (done by someone independent and outside of your organization, but not a peer)
- EPR External peer review (done by a peer or team of peers that are independent and from outside of your organization)
- IA Internal audit (done by someone independent within your organization)



NQAF questionnaire results

Chart 9 below shows that individual other producers of official statistics (other than the NSO) conducted a comprehensive assessment of their system to produce and disseminate official statistics in the last 5 years (since 2018) in 31 per cent of countries around the globe.

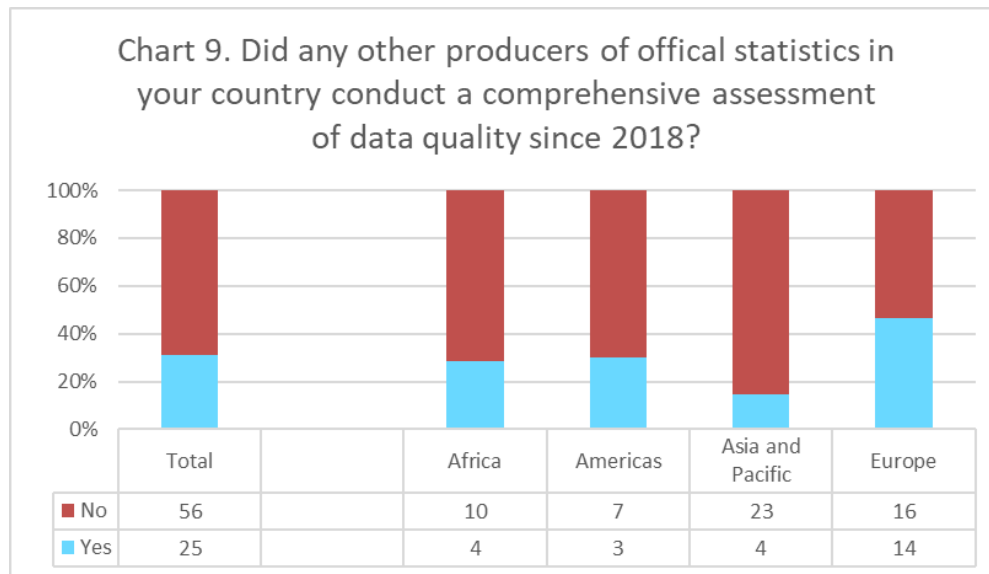
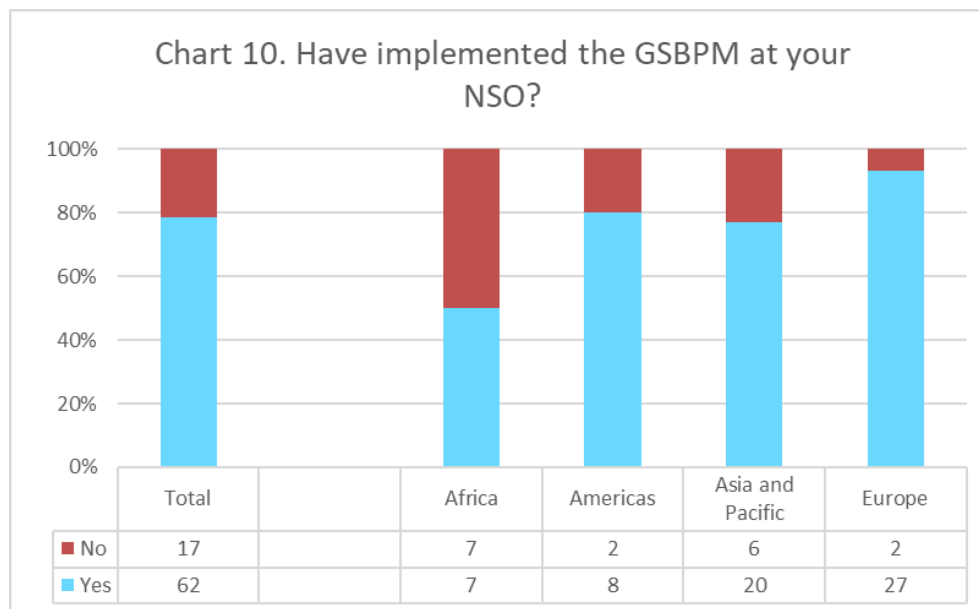


Chart 10 shows that 78 per cent of countries globally implemented the GSBPM at their NSOs based on the 79 responses to this question. Almost all countries of the Europe region have implemented the GSBPM. However, the existence of a regional adaptation of an earlier version of the GSBPM referred to as “statistical value chain” may have impacted the responses of countries of the Africa region in terms of countries not realizing that they use the GSBPM already.

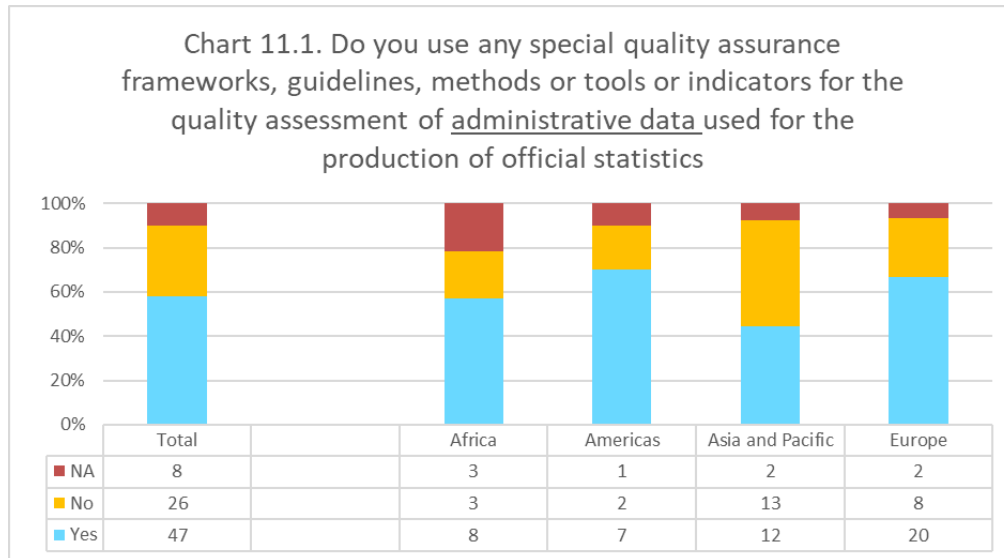


NQAF questionnaire results

Sharing of national practices

This section provides information about practices when data from other than statistical data sources are being used for the production of official statistics. In addition, it summarized issues, challenges and lessons learned while implementing an NQAF both for the national statistical office and the national statistical system.

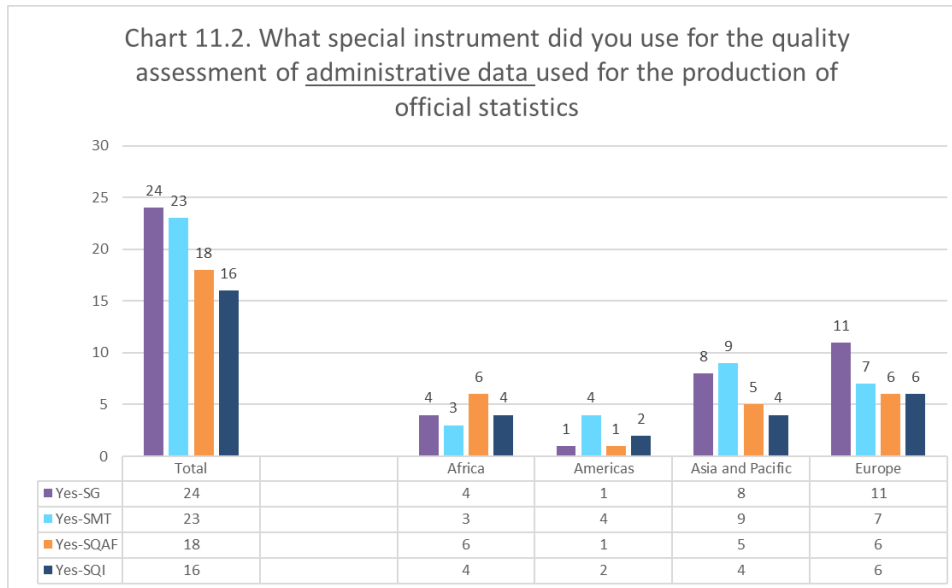
The following Chart 11.1 shows that 47 out of 81 countries (58 per cent) that responded to this question use a special quality assurance framework, special guidelines, special methods or tools or special quality indicators for the quality assessment of administrative data used for the production of official statistics.



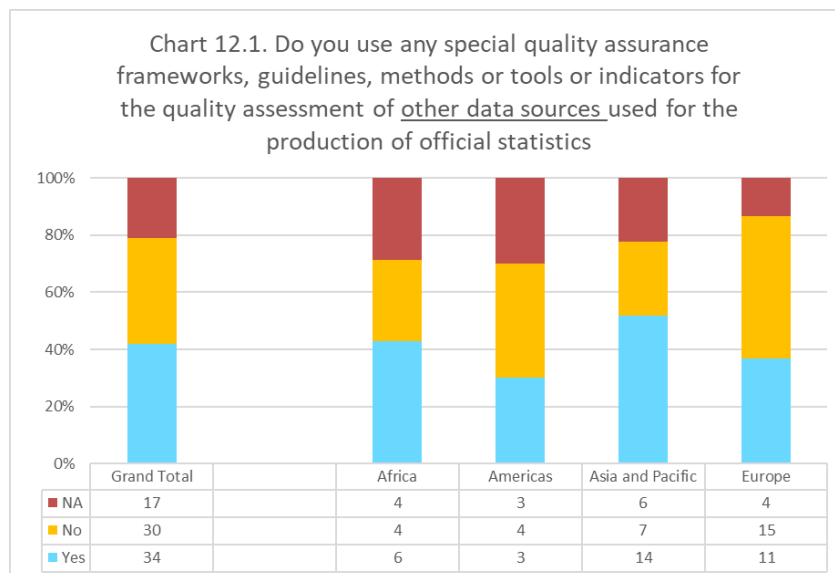
NQAF questionnaire results

The Chart 11.2 below shows that 24 out of the 47 countries use special guidelines and 23 special methods and tools. Eighteen countries out of the 47 countries use a special quality assurance framework and 16 use special quality indicators. Countries could select multiple categories, i.e., indicate all types of instruments that they use. The following abbreviations are used in Chart 11.2:

- Yes-SG Use special guidelines
- Yes-SMT Use special methods and tools
- Yes-SQAF Use a special quality assurance framework
- Yes-SQI Use special quality indicators



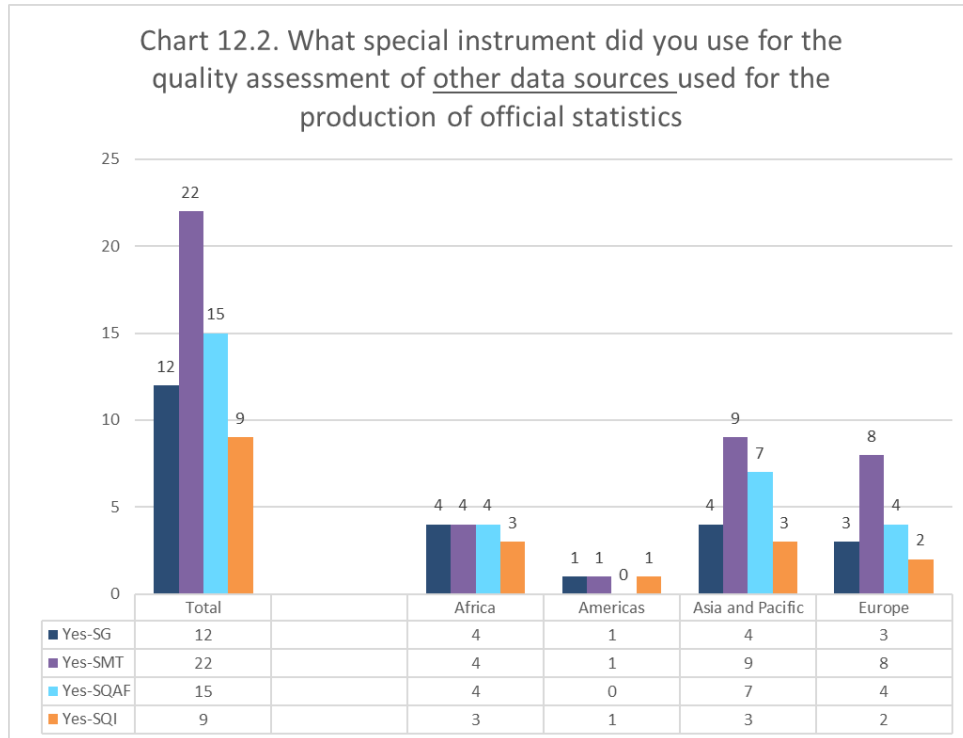
The following Chart 12.1 summarized information about the quality assessment of data from other data sources. A total of 81 countries answered this question. Globally, 34 countries (42 per cent) use special quality assurance frameworks, special guidelines, special methods or tools or special quality indicators.



NQAF questionnaire results

Chart 12.2 shows that 22 out of the 34 countries use special methods and tools, while 15 countries use a special quality assurance framework, 12 countries use special guidelines and 9 use special quality indicators. Countries could select multiple categories, i.e., indicate all types of instruments that they use. The following abbreviations are used in Chart 12.2:

- Yes-SG Use special guidelines
- Yes-SMT Use special methods and tools
- Yes-SQAF Use a special quality assurance framework
- Yes-SQI Use special quality indicators

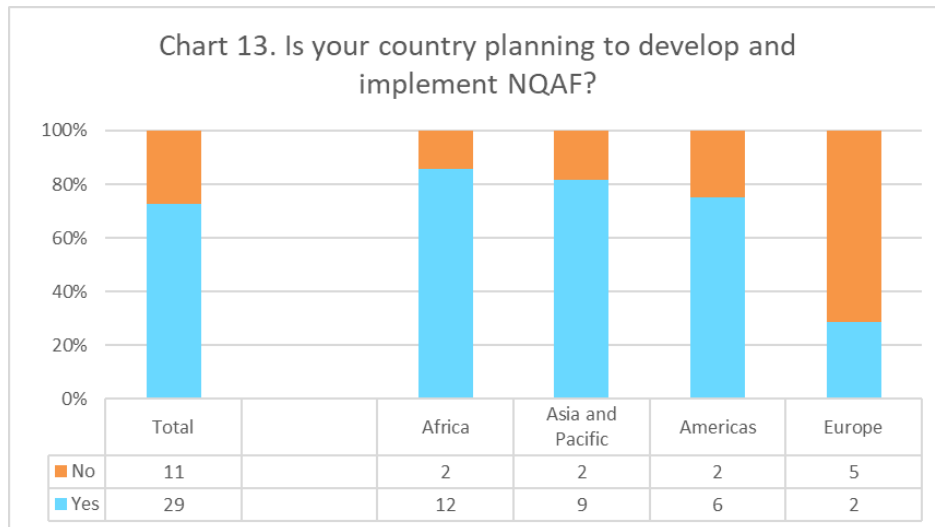


NQAF questionnaire results

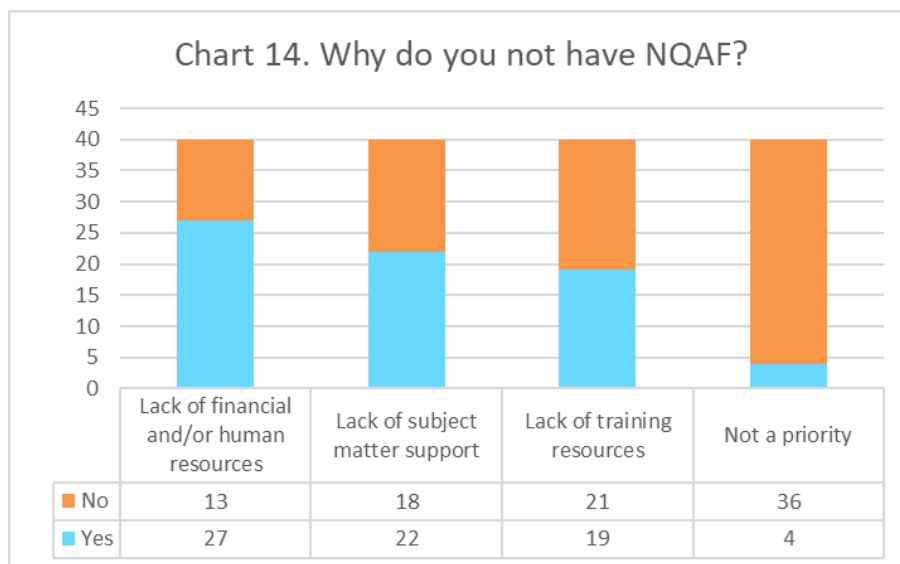
Information related to not having NQAF

The following section presents information shared by Member States which do not have a National Quality Assurance Framework (NQAF) for official statistics in their country. It includes information on plans to develop and implement an NQAF, reasons for not having an NQAF and assistance required to develop and implement an NQAF.

As shown in Chart 13 below, most of the 40 countries that responded not having an NQAF are planning to develop and implement an NQAF.

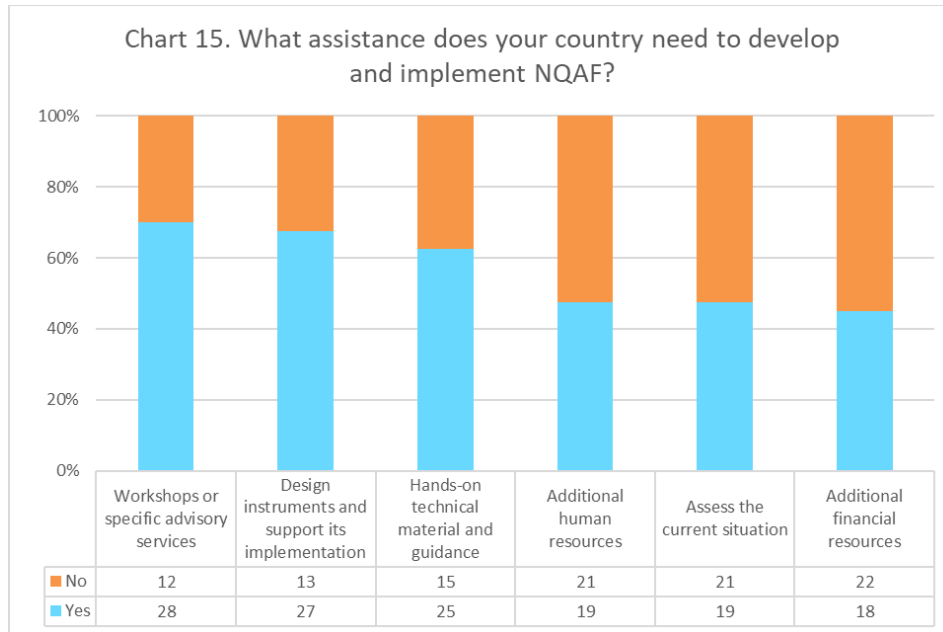


As shown in Chart 14, countries do not have an NQAF because of a lack of financial and/or human resources, lack of subject matter support and lack of training resources.



NQAF questionnaire results

As presented in the Chart 15, the biggest demand in terms of assistance required to develop and implement an NQAF is workshops or specific advisory services according to the country's needs. Additionally, Member States require technical assistance to design quality assurance instruments and support its implementation, hands-on technical material and guidance, and additional human resources. The least required help is assessing the current situation and additional financial resources.



NQAF questionnaire results

Challenges and lesson learned

This section provides a summary of comments received from the open question related to the issues, challenges and lesson learned while implementing an NQAF both for the national statistical office and the national statistical system.

Please share any issues, challenges and lessons learned while implementing an NQAF both for the national statistical office and the national statistical system.

Issues and challenges

1. The NQAF needs to be implemented more effectively. The NQAF implementation requires more effort to fully integrate it in all stages of statistical production.
2. Many countries face insufficient or unequal capacity among different entities of the National Statistical System (NSS) to implement the NQAF, including human resources, financial resources and modernized technology.
3. The lack of a responsive legal framework impedes the coordination among entities of the NSS for the NQAF implementation.
4. The lack of effective communication and promotion of the NQAF through the whole NSS is the main challenge for the NQAF implementation in some countries. The awareness of the NQAF among the NSS staff should be raised.
5. There is a need for commitment from leadership to better coordinate the NQAF implementation activities among entities within the NSS.
6. New data sources, such as administrative data, geospatial data and other big data sources, require additional methods, guidance and/or tools for quality assurance.
7. Some countries found it challenging to have standardized quality criteria for all entities within the NSS.
8. Due to the lack of modernized technology at entities other than the NSO, more technical assistance from the NSO on the stages of data collection and data processing is needed.
9. A few countries highlighted the challenge to balance the quality of statistical products and the timeliness of data release.

Lesson Learned

1. A proper compendium on quality assurance should be disseminated among all entities within the NSS. It should include all necessary steps, concepts, definitions and methodologies through the NQAF implementation process.
2. For multilingual countries, it is necessary to translate the NQAF and its related documents into local languages for better dissemination throughout the whole NSS.
3. Many countries found it necessary to evaluate the NQAF implementation process and collect feedback for future improvement.
4. Many NSOs conducted a series of trainings and developed manuals and tools to support staff in other entities from all levels to have a better understanding and awareness of quality management in the production of official statistics.
5. A working group for the national quality assurance framework could be established to get more involvement and better coordination among different statistical entities.
6. Knowledge and good practices sharing on NQAF implementation among and within countries is needed to improve the NQAF implementation.

NQAF questionnaire results

7. A key element in the NQAF implementation within the whole NSS is the leadership buy-in from different statistical entities. For instance, a formal provision is necessary for all statistical agencies to produce and disseminate statistics.
8. It is important that NSOs are well aware of the entire NQAF implementation process, including all stages and necessary steps and activities, to have a successful implementation.
9. Many NSOs regularly contact and follow up with data producers to ensure the main concepts and criteria of the NQAF are adopted and implemented.
10. To effectively and efficiently implement the NQAF, many NSOs have conducted a comprehensive work plan with detailed steps. For example, in the work plan, countries may prioritize tasks and programmes based on their own circumstance.

EG NQAF current work

This section provides a summary of comments received from the open question related to the current work of the Expert Group.

What issues should be addressed or further elaborated by the Expert Group on national quality assurance frameworks:

1. To conduct capacity-building activities and programmes to empower countries to better implement the NQAF. Capacity-building programmes should include building a community of experts, sharing knowledge and best practices and promoting the UN NQAF manual and making it available in the UN official languages.
2. To further develop approaches to monitoring data quality for survey and census data.
3. To develop guidance, tools and metrics for quality assurance assessment and monitoring the NQAF implementation.
4. To develop specific guidelines for quality assurance of new data sources, such as administrative data, civil society generated data and big data.
5. To establish an online platform for sharing good practices and materials from countries that successfully implemented the NQAF for new data sources.
6. To ensure all good practices, resources and materials from countries are shared through the online platform.
7. To coordinate works and programmes led by other international organizations.
8. To provide technical assistance to countries, especially to low- and lower-middle-income countries, in the implementation of their NQAFs throughout the NSSs.
9. To develop additional guidance based on the existing documents and materials. For instance, a step-by-step guidance on the key areas, especially in the initial stages with limited resources, is needed.

Annex 1. Questionnaire to countries

23rd August 2022

The following questionnaire is the printable version of the online questionnaire accessible from the following link: <https://www.surveymonkey.com/r/NQAF2022>.

Welcome page

Background information

In March 2019, the United Nations Statistical Commission adopted the United Nations National Quality Assurance Frameworks Manual for Official Statistics

(<https://unstats.un.org/unsd/methodology/dataquality/un-nqaf-manual/>), including its recommendations contained therein (Decision 50/106)

(<https://unstats.un.org/unsd/statcom/decisions-ref/?code=50/106>). The Manual also includes the updated United Nations National Quality Assurance Framework (UN NQAF) and guidance for implementation. The Manual does not aim to replace any of the existing statistical quality assurance frameworks and guidelines for official statistics. Countries and individual producers of official statistics that are already fully engaged in quality assurance and are following one of the existing quality frameworks may view this Manual only as an additional reference point that supports what they are already doing, and a source of information on the application of quality assurance in different situations.

The development of the Manual greatly benefitted from a country survey on the implementation of national quality assurance frameworks conducted in 2017 by the Expert Group on National Quality Assurance Frameworks. The survey results (available at: <https://unstats.un.org/unsd/statcom/50th-session/documents/BG-Item3d-NQAF-E.pdf>) showed that many countries had yet to implement a national quality assurance framework. The Statistical Commission at its 52nd session in March 2021 tasked the Expert Group to conduct a follow-up survey to assess progress in the implementation of national quality assurance frameworks by national statistical systems.

We invite the agency responsible for the coordination of the statistical system and/or for producing and disseminating official statistics in your country (typically the national statistical office or national statistical institute) to participate in this survey that has been developed by the Expert Group. We further invite you to share information on your national practices as indicated in the questionnaire.

Please complete the survey on behalf of the whole national statistical system. There should be only one response per country. **Please submit your response by 30th September 2022.**

The results of the survey will inform the Commission about the status of implementation of quality assurance in countries, and materials shared will be used to update the repository of quality assurance practices (available at <https://unstats.un.org/unsd/methodology/dataquality/quality-references/>)

Introduction

A Quality Assurance Framework is the structure for implementing quality assurance activities within an organization. It is ranging from generally applicable systems for different businesses (for example ISO

NQAF questionnaire results

9000), to systems or models developed for the concrete areas such as production of statistics. The UN NQAF is an example of the latter. It is a generic framework, i.e. a framework that can be adapted to national conditions.

There are several other quality frameworks for statistics. Those developed in cooperation by international or regional statistical organizations include the [Common quality framework of the European Statistics System, including the European Statistics Code of Practice](#), [OECD Good Statistical Practice](#), [African Charter on Statistics](#), [ASEAN Community Statistical System \(ACSS\) Code of Practice](#) and [Code of good practice in statistics for Latin America and the Caribbean](#). The basic principles are common for all these systems and to a large extent based on the [UN Fundamental Principles of Official Statistics](#). The various quality frameworks are typically more detailed and elaborated and geared towards a specific regional context.

Definitions

To unify the terminology the following definitions are used throughout the questionnaire:

National statistical office (NSO): the leading statistical agency within a national statistical system. National statistical office and national statistical institute mean the same thing. In general, the NSO has a coordination role within the national statistical system, and is responsible for the development, production and dissemination of official statistics across multiple statistical domains.

National statistical system (NSS): the ensemble of statistical organizations and units (statistical agencies) within a country that develop, produce and disseminate official statistics on behalf of the national Government (and other levels of government). It is the responsibility of each country to define the scope of its NSS.

NQAF or National Quality Assurance Framework: a coherent and holistic system for statistical quality management that assures trust in and the quality of official statistics. The NQAF generally applies to all producers of official statistics in a country. However, some producers may apply a specialized quality assurance framework, or there may be separate quality assurance frameworks for specific purposes.

UN NQAF: The United Nations National Quality Assurance Framework developed by Expert Group on National Quality Assurance Frameworks and approved by the Statistical Commission in March 2019. The UN NQAF is contained in Chapter 3 and the Annex of the United Nations National Quality Assurance Frameworks Manual for Official Statistics (Manual), accessible under the following link: <https://unstats.un.org/unsd/methodology/dataquality/un-nqaf-manual/>.

Note: Required questions are marked with an asterisk ().*

General information

- * Country _____ [short text]
- * Name of responding organization _____ [short text]
- * Name of respondent _____ [short text]
- * Position _____ [short text]

NQAF questionnaire results

- * Email address _____ [short text]
- * Telephone number _____ [short text]

Quality assurance framework

- * 1. Do you have a National Quality Assurance Framework (NQAF) for official statistics in your country?
 - Yes
 - No

Note: The respondent will be asked to fill different sections depending on the answer to the question above.

For "Yes" the order is the following:

Details about NQAF

Additional questions on implementation

Sharing of national practices

EG-NQAF current and future work

For "No" the order is as follows:

Information related to not having implemented NQAF

EG-NQAF current and future work

Details about NQAF

- * 2. Was UN NQAF considered when creating the NQAF that is used in your country?
 - Yes
 - No
- * 3. Which framework is this NQAF based on? (Select all that apply)
 - UN NQAF
 - Common quality framework of the European Statistics System, including the European Statistics Code of Practice
 - African Charter on Statistics
 - ASEAN Community Statistical System Code of Practice
 - Code of good practice in statistics for Latin America and the Caribbean
 - Other quality assurance frameworks for statistics (international or national)
If other, please specify: _____ [short text]
- 4. Is the framework mentioned above adopted as it is or adapted to national conditions?
 - Adopted as it is
 - Adapted to national conditions
If adapted, please specify: _____ [long text]
- * 5. What is the coverage of your NQAF?
 - The whole national statistical system (all official statistics)
 - Only the production of the national statistical office
 - Other, please specify: _____ [long text]

Additional questions on implementation

6. Are quality principles or a reference to quality included in your national statistical legislation and/or other legislation mandating the production of statistics for official use?

- Yes
- No

7. Is there a quality policy or a statement of the NSO's commitment to quality, which is publicly available?

- Yes
- No

* 8. Since 2018, have you conducted a comprehensive quality assessment (self-assessment, internal or external audit, or peer review) of your national statistical office covering all aspects including coordination and institutional arrangements, statistical processes and statistical outputs? If your country does not have a NSO, please answer this question for your entire NSS, i.e. whether you did an assessment for large or major parts, or the entire NSS. (Select all that apply)

- Self-assessment (done by those responsible for the work, i.e. by management)
- Internal audit (done by someone independent within your organization)
- External audit (done by someone independent and outside of your organization, but not a peer)
- External peer review (done by a peer or team of peers that are independent and from outside of your organization)
- Other, please specify. _____ [long text]

* 9. Are you aware that any individual other producers of official statistics in your country conducted a comprehensive assessment of their system to produce and disseminate official statistics in the last 5 years (since 2018)?

- Yes
- No
- Please provide further details. _____ [long text]

10. Have you implemented the Generic Statistical Business Process Model (GSBPM) at your NSO?

- Yes
- No

Sharing of national practices

Questions 11 and 12 ask about practices when data from other than statistical data sources are being used for the production of official statistics. The UN-NQAF applies to all data and statistics regardless of the source, but compliance can be different depending on the data source. Please refer to Manual, Chapter 7 for further information and for a distinction of different data sources as applied in this questionnaire, which distinguishes statistical, administrative and other data sources. Please reply on behalf of your national statistical system and not only the national statistical office.

NQAF questionnaire results

* 11. Do you use any special quality assurance frameworks, guidelines, methods or tools for the quality assessment of administrative data used for the production of official statistics? (Select all that apply)

- No, only use generic NQAF
 - Use a special quality assurance framework
 - Use special guidelines
 - Use special methods and tools
 - Use special quality indicators
- If yes, please describe, and share your experiences. _____ [long text]
- Not applicable, we do not have or do not use any of the above for administrative data sources.
 - Not applicable, we do not use administrative data sources in our national statistical system.

* 12. Do you use any special quality assurance frameworks, guidelines, methods or tools for the quality assessment of data from other data sources (such as, for example privately held data, geospatial, big data or citizen generated data, etc.) used for the production of official statistics? (Select all that apply) – Para. 7.6 of the *Manual* provides an illustrative list of other data sources. The list does not aim to be exhaustive nor to provide a classification of other sources. Also, there may be differences in the understandings of certain terms. In the context of this survey, other data sources are understood as all data sources that are not created primarily for the purpose of official statistics or primarily for administrative purposes of government.

- No, only use generic NQAF
 - Use a special quality assurance framework
 - Use special guidelines
 - Use special methods and tools
 - Use special quality indicators
- If yes, please describe, and share your experiences. _____ [long text]
- Not applicable, we do not have or do not use any of the above for other data sources.
 - Not applicable, as we do not use other data sources in our national statistical system.

13. Please share your current practices by providing a description, reference materials and links, including (i) information on which organizations and entities are covered and apply the NQAF, and (ii) information on your quality practices regarding the use of administrative and other data sources, unless already described in question 11 and 12. Alternatively, or in addition, you can provide up to 4 reference documents below. The information provided for this question will be used to update the repository of national practices. _____ [long text]

Reference document 1 (please limit your file size to 16 MB) [file upload question]

Reference document 2 (please limit your file size to 16 MB) [file upload question]

Reference document 3 (please limit your file size to 16 MB) [file upload question]

Reference document 4 (please limit your file size to 16 MB) [file upload question]

NQAF questionnaire results

* 14. Please share any issues, challenges and lessons learned while implementing NQAF both for the national statistical office and the national statistical system. _____ [long text]

Information related to not having implemented NQAF

* 15. Is your country planning to develop and implement NQAF?

- Yes
- No

If Yes, please indicate who will lead the process and by when: _____
[short text]

* 16. Please cite reason(s) why your country does not have NQAF. (Select all that apply)

- Not a priority
- Lack of financial and/or human resources
- Lack of training resources
- Lack of subject matter support
- Other, please specify: _____ [long text]

17. What assistance does your country need to develop and implement NQAF? (Select all that apply)

- Hands-on technical material and guidance on quality assurance and its implementation
- Workshops or specific advisory services according to the country needs
- Technical assistance to assess the current situation of the country
- Technical assistance to design quality assurance instruments and support to implement the instruments designed
- Additional financial resources
- Additional human resources
- Other, please specify: _____ [long text]

EG-NQAF current and future work

18. Please indicate what issues should be addressed or further elaborated by the EG-NQAF. The current work programme of the EG NQAF is available in Report of the Expert Group on National Quality Assurance Frameworks, Statistical Commission document ([E/CN.3/2021/26](#)), *Section V. Programme of work of the Expert Group on National Quality Assurance Frameworks for 2021–2022* which refers to promoting the Manual, support for implementation of a NQAF and building a community of experts.
_____ [long text]

Annex 2. List of respondents to the NQAF questionnaire

Africa

Benin
Botswana
Burkina Faso
Burundi
Cabo Verde
Côte d'Ivoire
Cameroon
Central African Republic
Chad
Egypt
Eswatini
Ethiopia
Ghana
Kenya
Libya
Malawi
Mali
Mauritius
Morocco
Mozambique
Namibia
Niger
Nigeria
Seychelles
Sierra Leone
South Africa
Tunisia
Zimbabwe

Americas

Argentina
Brazil
Canada
Chile
Colombia
Costa Rica
Dominican Republic
Ecuador
El Salvador
Grenada
Guatemala
Guyana
Jamaica
Mexico
Panama

Peru

Suriname
Venezuela (Bolivarian
Republic of)

Asia and Pacific

Armenia
Australia
Azerbaijan
Bangladesh
Bhutan
Brunei Darussalam
Cambodia
China
Cyprus
Fiji
Indonesia
Iran
Iraq
Israel
Japan
Jordan
Kazakhstan
Kuwait
Lebanon
Malaysia
Micronesia (Federated States
of)
Mongolia
Myanmar
Nepal
Oman
Pakistan
Philippines
Qatar
Republic of Korea
Singapore
Sri Lanka
State of Palestine
Syrian Arab Republic
Thailand
Turkey
United Arab Emirates
Uzbekistan
Viet Nam

Europe

Albania
Austria
Belarus
Belgium
Bosnia and Herzegovina
Bulgaria
Croatia
Czechia
Denmark
Estonia
Finland
France
Germany
Greece
Hungary
Ireland
Italy
Latvia
Liechtenstein
Lithuania
Luxembourg
Malta
Montenegro
Netherlands
North Macedonia
Norway
Poland
Republic of Moldova
Romania
Russian Federation
Serbia
Slovenia
Spain
Sweden
Switzerland
Ukraine
United Kingdom of Great
Britain and Northern Ireland