


Fiji Bureau of Statistics

Seminar on Developing Programs for the Implementation of the 2008 SNA & 2012 SEEA

Country Presentation- Fiji

Presenter: B. Krishna



Fiji Bureau of Statistics

Fiji's National Accounts

Fiji Compiles GDP by:

- Production Approach
- Expenditure Approach
- Income Approach

- Sequence of Accounts
- Balance of Payment/IIP –BPM 6
- Supply and Use Table

ANNUAL
COMPILATION

ANNUAL
COMPILATION

COMPILED
QUARTERLY

COMPILED FOR
GDP REBASE



Economic Surveys

21 Industries

Annual Surveys

1. Agriculture
2. Forestry
3. Fishing
4. Mining & Quarrying
5. Manufacturing
6. Electricity
7. Water
8. Construction
9. Wholesale & Retail Trade
10. Transport & Storage
11. Information & Communication
12. Accommodation & Food Service Activities
13. Real Estate
14. Professional, Scientific & Technical Services
15. Administrative & Support Services
16. Public Administration
17. Health
18. Education


Ad-Hoc Surveys

19. Financial Service Activities
20. Arts, Entertainment & Recreation
21. Other Services

Classification Used

ISIC Rev 4


2010 FSIC



Fiji Bureau of Statistics

Implementation Examples

- Financial Services Enlarged – Includes holding companies and activities of individual money lenders.
- Research & Development is capitalized.
- Modification of measurement of non-life insurance services.
- Indicators e.g. Tax Turnover Data – 2010 FSIC



Fiji Bureau of Statistics

2008 SNA Implementation


- SPC – was the adviser for setting the 2008 base and 2008 SUT.
- PFTAC – was the adviser for the indicators and the estimates produced.



Fiji Bureau of Statistics

Challenging Areas


- Double Deflation
- Central Bank Output calculation
- FISIM computation – 2008 SNA



Fiji Bureau of Statistics

Development Work

- 2011 Rebase – Begin in 2013
- Producer Price Index -2013
- Quarterly GDP – 2013/2014
- Fiji National Provident Fund – Employment Data



Fiji Bureau of Statistics

Thank You
Any Questions??