



EUROPEAN FOREST INSTITUTE  
MEDITERRANEAN REGIONAL OFFICE – EFIMED

**Elsa Varela**

**elsa.varela@efi.int**

---


**Forestry Accounts in CREEA**

**Compiling and Refining Environmental and Economic Accounts**

**London Group on Environmental accounting 19th Meeting**

**London, 13th of November 2013**

[www.efimed.efi.int](http://www.efimed.efi.int)





THE FOREST ACCOUNTS WORK PACKAGE

# CREEA project

WP5 on forest accounts

EFIMED European Forest institute MED Regional Office

SCB –Statistics Sweden

**1. OBJECTIVES OF THE FOREST ACCOUNTS WORK PACKAGE WP5**

**2. EXECUTED WORK AND DELIVERED INFORMATION**

**3. FINDINGS AND POSSIBLE WAY AHEAD**





## OBJECTIVES

### OBJECTIVES STRUCTURED IN THREE TASKS

- i. TASK 5.1: Revising the proposed SEEA 2012 methodology for forests
- ii. TASK 5.2: Developing procedures for integrating national forest data into the proposed SEEA 2012 framework
- iii. TASK 5.3: testing the methodology by data gathering for selected countries

Each task corresponds to a deliverable in the project

**FOCUSED ON THE STOCK ACCOUNTS: TIMBER AND FOREST LAND**





EXECUTED WORK & DELIVERED INFORMATION: TASK 5.1

## TASK 5.1

# REVISE THE PROPOSED SEEA 2012 FORESTRY TABLES

### SUBTASKS

**1. REVIEW THE PROPOSED CHANGES IN SEEA 2012 VS. SEEA 2003 AND ANALYSE THE USEFULNESS OF THESE CHANGES.**

**2. EVALUATE THE COMPLETENESS OF THE SEEA 2012 FORESTRY TABLES AND PROPOSE OPTIONS FOR IMPROVEMENTS**

**3. ESTIMATE THE FEASIBILITY OF THE IMPLEMENTATION OF SEEA 2012 IN THE EU MS.**





**Who are the potential readers/ target audience?**

Foresters from forest agencies, forest managers, statisticians/accountants from national statistical offices...

Varied knowledge of forestry and accounting issues

**Raise awareness of the relevancy of environmental accounting and accurate data collection**





## EXECUTED WORK & DELIVERED INFORMATION: TASK 5.1

REVIEW THE PROPOSED CHANGES IN SEEA 2012 AND ANALYSE THEIR USEFULNESS

EVALUATE THE COMPLETENESS OF THE SEEA 2012 FORESTRY TABLES

SEEA 2012 is more theoretical and some useful suggestions from 2003 are removed in this version

- **TIMBER: More flexible way for the countries to classify forests** as cultivated/no cultivated based on their own production boundary considerations. → Timber from cultivated areas other than forests are allowed to be in.





## EXECUTED WORK & DELIVERED INFORMATION: TASK 5.1

REVIEW THE PROPOSED CHANGES IN SEEA 2012 AND ANALYSE THEIR USEFULNESS

EVALUATE THE COMPLETENESS OF THE SEEA 2012 FORESTRY TABLES

Forest Land						
SEEA 2003				SEEA 2012		
Forest Available for Wood Supply (FAWS)			Forest Not Available for Wood Supply (FNAWS)	Naturally Regenerated		Planted forests
Natural	Semi natural	Planted		Primary	Other Naturally regenerated	

**FOREST LAND:** Set a clear distinction between timber resources and forest land BUT makes it more difficult to align timber and forest land data

- Identical imprecision remains for OWL
- Focus on timber resources, hardly mentions any other aspects of the forest
- Lack of a convention on how incorporate non market G&S and other products apart from timber



## EXECUTED WORK & DELIVERED INFORMATION: TASK 5.1

### PROPOSE OPTIONS FOR ITS IMPROVEMENT

### ESTIMATE THE FEASIBILITY OF THE IMPLEMENTATION OF SEEA 2012 IN THE EU MS

- ❖ **Regular reporting** on forest accounts is **hindered** because the forest related data collection is still **voluntary**.
- ❖ Lack of a collective action among the EU MS.

#### Proposed options for improvement were listed


- Selection of several **indicators of SFM** (SoEFs) → depletion beyond a sustainable yield
- Inclusion of an **specific account on forest management**
- Inclusion of a **specific account on risks**
- **Non timber goods and services**: recreational services, self consumption share for certain forest products (timber wood, berries, mushrooms...)
- **Monetization** of the resources: physical accounts typically tend to be broader than monetary accounts.





## THE FOREST ACCOUNTS CAN BENEFIT FROM SFM INDICATORS

LOOK FOR BETTER ALIGNMENT: ECOLOGICAL INDICATORS –ACCOUNTING FRAMEWORK





## TASK 5.2 PROCEDURES FOR INTEGRATING NATIONAL FOREST DATA INTO THE SEEA2012 FRAMEWORK

A questionnaire delivered to statistical offices  
(and not only) of different EU and non EU countries

### Objectives

- ❖ Gathering information on their implementation experience → Part I
- ❖ Test their opinion on the feasibility/utility of implementation of SEEA standards and the proposed improvements → Part II

Responses obtained from:

- ❖ Austria, Finland, Germany, The Netherlands, Norway, Spain\*, Sweden, Uk, EUROSTAT, Canada, India, Mexico, Guatemala



EXPLORE NATIONAL DATA AND WHETHER AND HOW  
IT SHOULD BE ADAPTED TO THE PROPOSED STANDARDS

SEEA 2012 sets **minimum criteria** of what should be reflected in the forest accounts, regarding mainly **forest land and timber**

Information collected on the on feasibility of implementation of the proposed improvements.

FOREST LAND

Countries prefer to stick to EUROSTAT categories: available/not available for wood supply





EXPLORE NATIONAL DATA AND WHETHER AND HOW  
IT SHOULD BE ADAPTED TO THE PROPOSED STANDARDS

### HAZARDS' ACCOUNT

Would face problems such as lack of data & risk of double counting.

Significant amount of resources should be devoted  
to compile data according to the proposed categories

Heterogeneity of forest ecosystems

Differences in the relevancy of some topics such as NWFP or OWL area

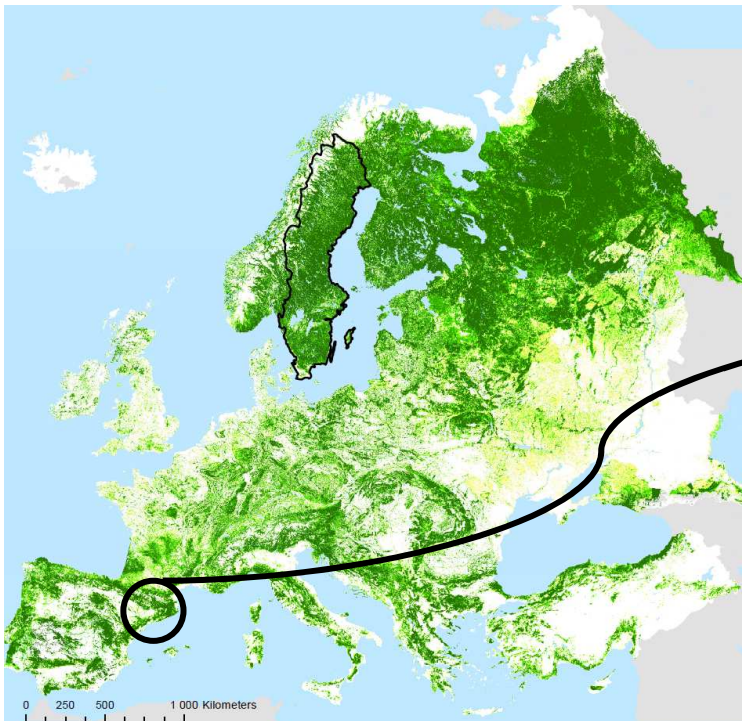




DLV 5.3  
TESTING THE METHODOLOGY BY DATA GATHERING FOR SELECTED COUNTRIES

SUBTASKS

Applying the proposed SEEA2012 forestry tables  
(timber and forest land accounting tables)  
for two testing regions: Catalonia (Spain) and Sweden



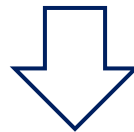


DLV 5.3

TESTING THE METHODOLOGY BY DATA GATHERING FOR SELECTED COUNTRIES

Main sources of information

- ❖ 1. National Forest Inventories (NFIs)
- ❖ 2. National (regional) registers for forest-related activities (e.g. Timber extraction, forest fires records or private properties under management plans)
- ❖ 3. Land use maps



Different time frames, definitions, view or scales





## MAIN FINDINGS (or how to struggle with the forest accounts : -)

### TIMBER PHYSICAL ACCOUNTS

#### THE CULTIVATED AND NATURAL CATEGORIES

- ❖ The **terminology is confusing for non-accounting people**, i.e. foresters
- ❖ Setting a **proxy to split the standing timber** into them is rather artificial and not very reliable
- ❖ Once a proxy is chosen to set such a boundary, it is very complex to apply it

#### THE NATURAL CATEGORY: AVAILABILITY FOR WOOD SUPPLY

- ❖ Slope as a criteria, but it is rather inaccurate
- ❖ Studies on timber availability are just starting (Catalonia)





## MAIN FINDINGS (or how to struggle with the forest accounts : -)

### PHYSICAL TIMBER ACCOUNTS

#### ADDITIONS AND REDUCTIONS IN THE STOCK

- ❖ Events like forest fires are recorded in terms of area, but not burnt m<sup>3</sup>
- ❖ Similarly with forestations or agricultural conversion of the land use
- ❖ How are these stands responding to these events? (not all the trees die after a forest fire)
- ❖ NFI are not good at recording transitions such as colonization due to agricultural abandonment

#### THE FINAL RESULT

- ❖ Shows some trends that are already known from ecological research.
- ❖ Cast doubts due to the many assumptions made on the way (hinders comparability)
- ❖ Timber in the Mediterranean is far from being the main good provided by forests







## MAIN FINDINGS (or how to struggle with the forest accounts : -)

### PHYSICAL FOREST LAND ACCOUNTS

#### OPEN AND CLOSING STOCK

- ❖ Land cover maps that don't fit with the NFI

#### THE FINAL RESULT

- ❖ Shows some trends that are already known from ecological research.
- ❖ Shows how transitions are poorly recorded/delivered for public access





## CONCLUSIONS / REFLECTIONS

- ❖ Improving the terminology to make it more understandable to the data providers
- ❖ Probably the added value of the accounts lies in the monetary accounts, but data to accurately build up these accounts is quite task demanding (stumpage prices...) and would require a project on itself.
- ❖ Problems in setting the boundaries
- ❖ Dealing with transitions
- ❖ Aspects beyond timber should be considered and incorporated
- ❖ Data providers don't readily perceive the importance of improving their data collection as a way of influencing strategic policies for the forest sector .
- ❖ Accounts are build up on existing data (i.e. It is not about producing data) but it can influence how data is gathered → harmonization of forest data that takes into account the needs for accurate environmental accounting



**THANKS FOR YOUR ATTENTION!**

[elsa.varela@efi.int](mailto:elsa.varela@efi.int)

