



**A Guide to
the Statistics Bureau,
the Director-General for
Policy Planning
(Statistical Standards)
and the Statistical Research and
Training Institute**

**Statistics Bureau
Ministry of Internal Affairs and Communications
Japan**

**A Guide to
the Statistics Bureau,
the Director-General for Policy Planning
(Statistical Standards) and
the Statistical Research and Training Institute**

November 2009

**Statistics Bureau
Ministry of Internal Affairs and Communications
Japan**

Statistics Bureau
Ministry of Internal Affairs and Communications

19-1 Wakamatsu-cho, Shinjuku-ku, Tokyo 162-8668 Japan

Phone : +81-3-5273-1116

Fax : +81-3-5273-1180

E-mail : stat_webmaster@soumu.go.jp

Website: <http://www.stat.go.jp/english/index.htm>

A Guide to the Statistics Bureau, the Director-General for Policy Planning (Statistical Standards) and the Statistical Research and Training Institute

	(page)
Introduction	1
Mission and Guiding Principles of the Statistics Bureau and the Director-General for Policy Planning (Statistical Standards) of Japan	2
Chapter I Profiles of the Statistics Bureau and the Director-General for Policy Planning (Statistical Standards) of Japan	4
1. The roles of the Bureau and the Director-General for Policy Planning in the Japanese statistical system	4
2. Current situation surrounding the Bureau and the Director-General for Policy Planning ·	7
(1) Optimization of Operations and Systems for Government-Wide Statistical Work	7
(2) Overall revision of the Statistics Act	8
(3) Towards the 2010 Population Census	9
(4) Establishment of the Economic Census and Current Approaches	10
Chapter II Organization and Functions of the Bureau	12
1. General Affairs Division	13
2. Statistical Information Systems Division	13
3. Statistical Survey Department	13
4. Field organizations collecting data	14
Chapter III Production of Fundamental Statistics	19
1. Statistics on population, housing, and land	19
(1) Population Census	19
(2) Current Population Estimates	23
(3) Internal Migration Statistics	24
(4) Housing and Land Survey	26
2. Labour statistics	30
(1) Labour Force Survey	30
(2) Employment Status Survey	35
3. Statistics on establishments and enterprises	39
(1) Economic Census for Business Frame	39
(2) Unincorporated Enterprise Survey	43
(3) Survey of Research and Development	46
(4) Monthly Survey on Service Industries	50
(5) Establishment and Enterprise Census [1947-2006]	52
(6) Survey on Service Industries [1989-2004]	56
4. Household income and expenditure, and price statistics	60

(1) Family Income and Expenditure Survey	60
(2) National Survey of Family Income and Expenditure	63
(3) Survey of Household Economy	67
(4) Retail Price Survey	69
(5) National Survey of Prices	73
(6) Consumer Price Index	77
5. Social statistics	80
(1) Survey on Time Use and Leisure Activities	80
Chapter IV Compilation and Dissemination of Statistical Information	83
1. Collection and compilation of statistical information	83
(1) Japan's System of Social and Demographic Statistics	83
(2) Grid-Square Statistics	84
(3) Census Mapping System (CMS)	85
2. Dissemination of statistical information	87
(1) Website	87
(2) Inter-Ministry Information System for Official Statistics (IMISOS)	88
(2)-1 "Portal Site of Official Statistics of Japan (e-Stat)"	89
(2)-2 Online Survey System (OSS or "e-survey")	92
(2)-3 Statistical Frame of Establishments and Enterprises (SFE)	93
Chapter V International Cooperation in Statistics	96
1. Bilateral cooperation	96
(1) Annual exchanges of statistical missions with China and Korea	96
(2) Receiving visitors from abroad	96
(3) Technical cooperation programs through the Japan International Cooperation Agency (JICA)	97
2. Activities related to international statistical conferences	97
(1) Participation in international statistical conferences	97
(2) Hosting international statistical conferences	97
3. Provision and exchange of statistical information	98
Chapter VI Director-General for Policy Planning	99
1. Organization and functions of the Office of the Director-General for Policy Planning	99
(1) Director for Statistical Planning	100
(2) Directors for Statistical Clearance	100
(3) Director for International Statistical Affairs	100
2. Statistics Act	100
3. Statistics Commission	102
4. Overview of Basic Plan Concerning the Development of Official Statistics	102
(1) Fundamental policy regarding measures for compiling Official Statistics	102
(2) Comprehensive and systematic measures in the development of Official Statistics	102
(3) Necessary matters for Promoting the Compilation of Official Statistics	104
(4) Promotion and evaluation of the Basic Plan	105
5. Examining plans and budgets for censuses and statistical surveys	105

6. Establishing and improving statistical standards.....	106
7. Compiling national Input-Output Tables.....	106
8. Managing the local government statistical system.....	107
9. Promoting the public understanding of statistics.....	108
10. Coordinating international statistical affairs.....	109
(1) Activities related to international statistical conferences.....	109
(2) Participation in international statistical activities.....	109
(3) Providing and exchanging statistical information.....	110
11. Statistical Institute for Asia and the Pacific.....	110
Chapter VII Statistical Research and Training Institute.....	113
1. Brief history.....	113
2. Statistical training.....	113
3. Research on statistics, and their analysis.....	115
4. Compiling statistical compendia.....	116
5. Statistical Library, Statistical Museum, and Statistical Plaza.....	117
Appendices	
1- (1) Law to Establish the Ministry of Internal Affairs and Communications.....	121
1- (2) Statistics Act.....	122
2. Organizational history of the Bureau and the Director-General for Policy Planning.....	140
3. Government statistical organizations.....	142
4. List of major publications.....	144
5. Organization of the National Statistics Center.....	146

Introduction

This booklet is a guide to the organization and functions of the Statistics Bureau, the Director-General for Policy Planning (Statistical Standards), and the Statistical Research and Training Institute of the Ministry of Internal Affairs and Communications of the government of Japan. These organizations play a pivotal role in the statistical system of the Japanese government. The Statistics Bureau is responsible for (1) planning and executing major censuses and statistical surveys, and (2) compiling and disseminating statistical information. The Director-General for Policy Planning (Statistical Standards) is responsible for planning and coordinating the government's statistical activities.

Throughout this booklet, the Statistics Bureau is generally referred to as “the Bureau”, the Director-General for Policy Planning (Statistical Standards) is referred to as “the Director-General for Policy Planning”, and the Ministry of Internal Affairs and Communications is referred to as “the MIC.”

Mission and Guiding Principles of the Statistics Bureau and the Director-General for Policy Planning (Statistical Standards) of Japan

Foreword

The Bureau and the Director-General for Policy Planning of Japan have been central to the official statistical system since the establishment of its predecessor 140 years ago, and are responsible for the coordination of official statistical activities and the production and compilation of fundamental official statistics, including the Population Census.

With regard to the current situation surrounding official statistics, socio-economic conditions both inside and outside Japan have been changing. Due to this situation, there are greater need for statistics which clarify the current status of economic activities and people's lives. On the other hand, changes such as diversification of lifestyles and values, which relate deeply to censuses and statistical surveys, are also accelerating the pace. Furthermore, based on the greater need for transparency and accountability in public administration these days, policy evaluation is attracting considerable attention. In this context, statistics are expected to play a more important role in terms of ensuring the objectivity of policy evaluation.

Under these circumstances, we have always endeavored to fulfill our duties, taking pride in our role in society. The Mission and Guiding Principles set out the basic values shared by the Bureau and the Director-General for Policy Planning of the MIC.

Likewise, the Bureau and the Director-General for Policy Planning have always endeavored to approach their duties conscious of the questions "What do people expect of us?" and "How should we act to meet their demands?" We wish to take this opportunity to reaffirm our commitment to this approach, and to our duties as the central statistical organization based on these principles.

This brief document sets out the basic values shared by the Bureau and the Director-General for Policy Planning. We hope it will help people understand the basic values and attitudes we bring to our work.

Our Mission: What are we committed to?

We play the central role in the official statistical system in the coordination of statistical activities based on the Statistics Act and other legislation, as well as the production, compilation and dissemination of fundamental official statistics.

We develop and disseminate relevant and reliable statistics which meet the needs arising from socio-economic changes in a systematic way, and provide them in a timely and proper manner. We aim to support the planning, formulation and evaluation of governmental policies, and assist in rational decision-making by individuals and businesses, as well as in the pursuit of truth. Moreover, we strive to contribute to an improvement in people's lives, and the development of society and economy.

Our Guiding Principles: To help us achieve our mission

We will continue to make every effort to improve the system of official statistics, bearing in mind the following guiding principles while taking into account the views of users and data providers.

<Providing objective and reliable statistics that are useful for society>

Statistics should meet the needs of society, and be trusted by users.

We aim to organize statistics that are useful to society and respond to socio-economic

changes in a systematic way, and to provide impartial, objective and reliable statistics based on tried and tested methods and techniques.

<Disseminating statistics to various users in a user-friendly manner>

Statistics should be easy to use.

We aim to disseminate statistical information by making the best use of advanced information technologies to suit the various applications of statistics by different users.

<Taking all possible measures to protect respondents' confidentiality>

Statistics should be collected in a way that allows respondents to provide truthful and reliable information without concern about disclosure of confidential information.

We aim to take all possible measures to protect the confidentiality of respondents in every one of our processes, including fieldwork for data collection, the storage of collected questionnaires, data processing and the release of results.

<Always paying due attention to the burden on respondents>

Statistics cannot be obtained without people's understanding and cooperation.

We recognize that the cooperation of those providing data is indispensable to producing objective and reliable statistics, and will make every effort to conduct censuses and statistical surveys using relevant and reasonable methods to avoid any excessive burden on respondents.

<Equipping ourselves with a high level of expertise to contribute to the development of censuses and statistical surveys in Japan and abroad>

Statistics depends on profound expertise, associated with sound methods and techniques.

We aim to explore the most advanced methods and techniques, both within Japan and abroad, and acquire a high level of expertise. Then, we shall contribute to the development of statistics within Japan and abroad by the expertise demanded of staff working in a statistical organization that plays a central role in the official statistical system.

<Promoting systematic improvement of official statistics through the coordination of statistics by the Government>

Statistics as a whole should be free from duplication and omissions, and should meet users' needs in an integrated way. In Japan, where different central ministries and local governments conduct various statistical surveys for their own specific purposes, the overall coordination of these activities is necessary to avoid duplication or omissions in data collection activities, and any excessive burden on respondents.

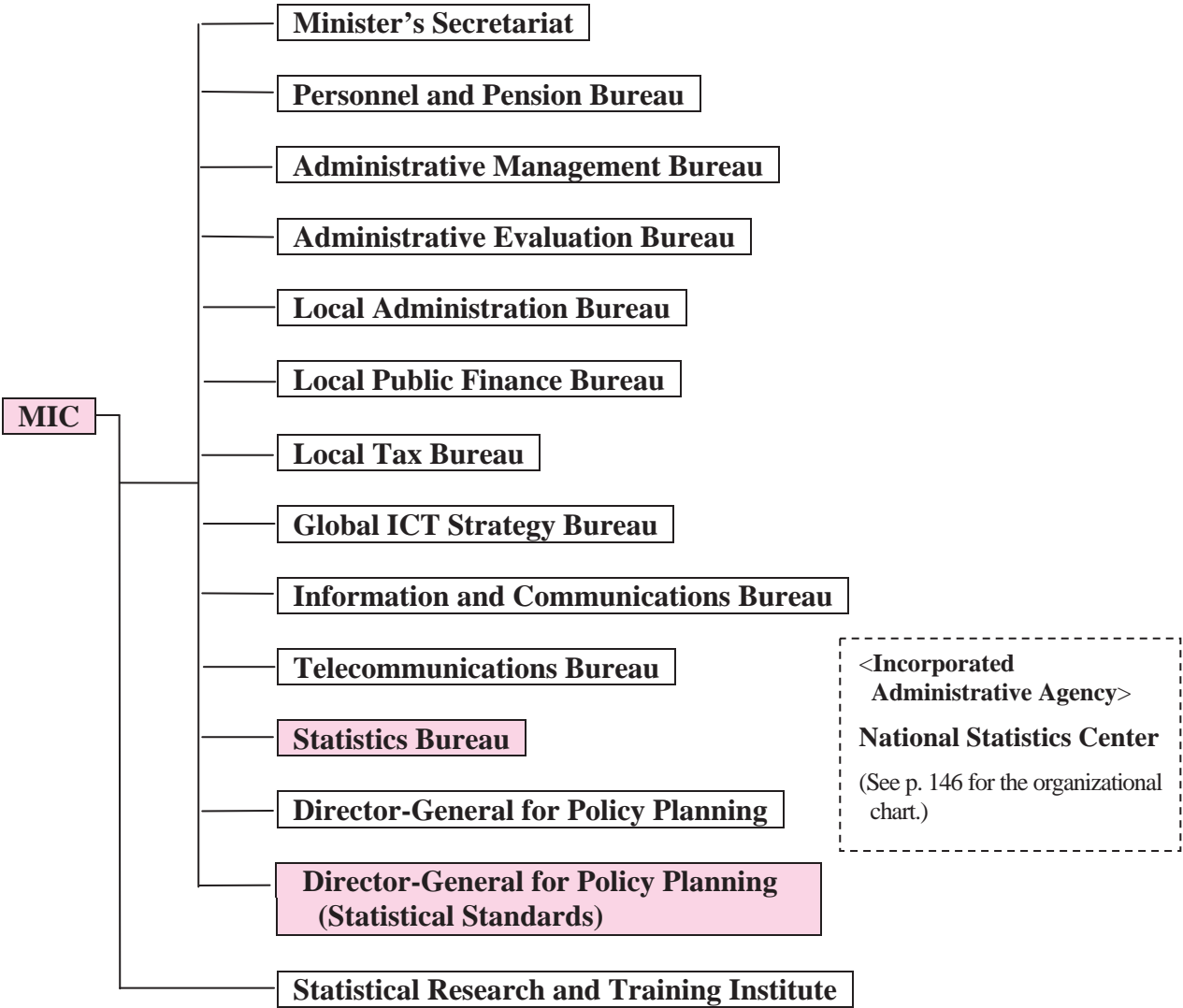
We aim to continue playing an overall coordinating role in the statistical system by establishing statistical standards, and scrutinizing plans and budgets for individual censuses and statistical surveys, thus making the official statistical system more consistent and systematic.

Chapter I Profiles of the Statistics Bureau and the Director-General for Policy Planning (Statistical Standards) of Japan

1. The roles of the Bureau and the Director-General for Policy Planning in the Japanese statistical system

The Bureau and the Director-General for Policy Planning belong to the Ministry of Internal Affairs and Communications (MIC). The MIC is responsible for administrative functions related to the broader aspects of the lives of Japanese citizens. The MIC consists of the Minister’s Secretariat, 10 bureaus, 2 Director-Generals for Policy Planning, several institutes and other organizations (including the Statistical Research and Training Institute), and local branch offices.

Organization of the Ministry of Internal Affairs and Communications (MIC)



Note: This organization chart only indicates major organizations in MIC and National Statistics Center (Incorporated Administrative Agency).

The Bureau and the Director-General for Policy Planning play key roles in the Japanese statistical system, which aims to provide appropriate statistics on a timely basis in response to socio-economic change.

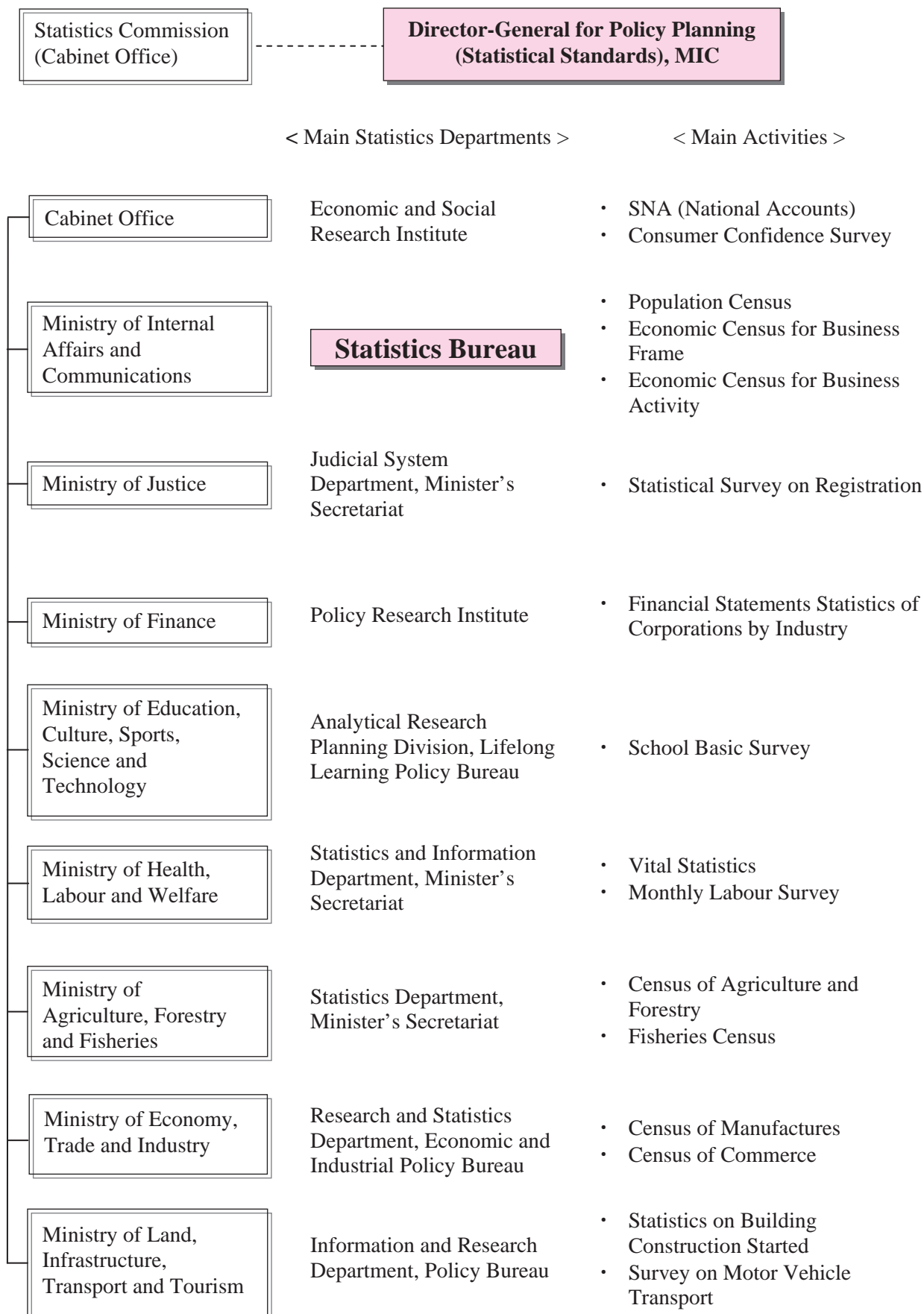
- (1) The Bureau conducts fundamental censuses and statistical surveys.
The following are statistics produced by the Bureau (See also Chapter III on page 19 for more detail):
 - Population Census
 - Current Population Estimates
 - Internal Migration Statistics
 - Housing and Land Survey
 - Labour Force Survey
 - Employment Status Survey
 - Economic Census for Business Frame
 - Economic Census for Business Activity
 - Unincorporated Enterprise Survey
 - Survey of Research and Development
 - Monthly Survey on Service Industries
 - Establishment and Enterprise Census [1947-2006] ※
 - Survey on Service Industries [1989-2004] ※
 - Family Income and Expenditure Survey
 - National Survey of Family Income and Expenditure
 - Survey of Household Economy
 - Retail Price Survey
 - National Survey of Prices
 - Consumer Price Index
 - Survey on Time Use and Leisure Activities

※The Establishment and Enterprise Census and Survey on Service Industries are integrated in the Economic Census
- (2) The Bureau promotes the use of statistical information in various ways. (See also Chapter IV on page 83 for more detail).
- (3) The Director-General for Policy Planning plans and coordinates the statistical activities of the Japanese Government, thereby improving the statistical system and reducing the burden on respondents, etc. (See also Chapter VI on page 99 for more detail).



Building of the Bureau and the Director-General for Policy Planning

Statistical System of Japan



2. Current situation surrounding the Bureau and the Director-General for Policy Planning

(1) Optimization of Operations and Systems for Government-Wide Statistical Work

The Japanese government decided on an action plan known as “The Optimization of Operations and Systems for Government-Wide Statistical Work” based on “Enterprise Architecture”, at the conference of Ministerial Chief Information Officers (CIO) on March 31, 2006. This plan was drafted by the Bureau. The Bureau acts as coordinator, promoting the optimization of statistical work being conducted by the respective ministries under the decentralized statistical system.

Under the plan, the operations and information systems for statistical work are reviewed across all ministry borders, and an Inter-Ministry Information System for Official Statistics (IMISOS) was developed and launched in April 2008 to reduce costs, simplify and rationalize official work, and increase convenience.

The main points of the plan are as follows:

(a) Integrating statistical information systems

Computer systems for statistical work were usually developed and operated by each ministry. For more effective investment, and for the systems to operate efficiently, these systems are now integrated into IMISOS as a single interoperable system for all ministries.

(b) Development of a common infrastructure for a statistical business frame

A common infrastructure was prepared to manage a statistical business frame and sampling for various surveys targeted at establishments and enterprises.

(c) Promotion of on-line surveys

An online survey system shared by all ministries was developed. This means that the more effective government-wide investment in information systems are, the less burden there will be on respondents, the more confidence there will be on the part of the respondents, the more convenience there will be, and the more accurate the data will be. The system makes it possible to conduct surveys using the Internet with ministries using online survey systems in parallel with traditional survey methods.

(d) ‘One-Stop-Service’ for statistical information

With the aim of enriching statistical sources of information for the public, the dissemination of statistical information through the Internet have been promoted, and the structure of the website and statistical terms standardized. In addition, the Portal Site of the Official Statistics in Japan (e-Stat) created a one-stop-service that enables the public to access government statistical information in real-time on one website.

(e) Streamlining and simplifying statistical work

In this project the following measures have been implemented in order to streamline and simplify statistical work within the government, namely the integration and centralization of work procedures, standardization of statistical information management, and outsourcing of statistical work to private institutions. Moreover, the progress of

these measures and the effect of the optimization have been evaluated, and overhauled as necessary.

	Saving on expenditure *) (estimated)	Saving on manpower (work days) (estimated)
Whole project (including efforts by each ministry)	▲ About 1,690 million yen	▲ About 296,000 days
Common efforts by all ministries	▲ About 560 million yen	▲ About 145,000 days

*) The effects on expenditure are related to business expenses, not to government staff costs associated with work reduction.

(2) Overall revision of the Statistics Act

The statistical system of Japan has significantly changed due to the new Statistics Act of 2007. The main points of the changes are as follows:

(a) To develop statistics relevant for the society.

A basic plan on the development of statistics is to be established in order to ensure that official statistics shall be developed in a comprehensive and systematic manner.

The accuracy and efficiency of statistics are to be improved and the reporting burden reduced by the use of administrative records, as well as the construction of an Establishment Frame Database.

(b) To improve confidentiality for respondents by strengthening penalties for breaching confidentiality, etc.

(c) To promote the effective use of statistical data.

Regulations are to be established for the provision of statistics on a tailor-made tabulation basis, and for the provision of anonymous data.

(d) The “headquarters” function for developing statistics is to be consolidated.

A Statistics Commission is to be set up in the Cabinet Office to deliberate on fundamental matters concerning official statistics and give advice to the ministers concerned.

In particular, the new Statistics Act makes it possible to compile statistics from administrative records and use them in conducting statistical surveys.

While some administrative records are currently used as population information and as supplements in compiling statistics, it is expected that the use of administrative records will be further promoted under the Act.

The Act provides also for the construction and use of an “Establishment Frame Database”. The MIC has compiled the “Statistical Frame of Establishments and Enterprises”, which permits the integrated management of information on businesses and their establishments, and the duplication of surveys to respondents, etc.

By the Act, a legal basis has now been given to the management and use of population information.

(3) Towards the 2010 Population Census

In Japan, public awareness of personal information protection has grown, and lifestyles and resident status are becoming more diverse. Under these circumstances, new problems arose in the 2005 Population Census, including an increase of households which enumerators were unable to contact, and who were reluctant to cooperate with the survey.

To cope with the problems in the 2005 Population Census, the Bureau set up a committee of academics and specialists on household surveys in January 2006 to analyze the implementation of the 2005 Population Census. Then, the committee discussed improvements in enumeration methods in order to ensure the accurate and smooth implementation of the 2010 Population Census.

In accordance with the report of the committee, the Bureau tested the new methods, the items investigated and improvements of the survey environment, in order to obtain public understanding and cooperation with the Population Census.

(a) Testing the new methods by Pilot Surveys

The Bureau conducted the first pilot survey in 2007, the second in 2008, and the third in 2009 in order to examine the feasibility and effectiveness of the new census methods.

- The points of examination in the first pilot survey conducted in July 2007 were as follows:
 - How to manage the mail back procedure, and how to follow up efficiently with households which did not submit the questionnaire.
 - How to achieve efficiency in the work of municipalities under the mail back procedure, which would add the workload of scrutinizing the contents of the returns.
- The points of examination in the second pilot survey conducted in June 2008 were as follows:
 - To test the method of monitoring the status of returns submitted by Internet responses.
 - To evaluate the effects of changing the survey questions and introducing new questions.
- The points of examination in the third pilot survey conducted in June 2009 were as follows:
 - In accordance with the results of the first and second pilot survey, to examine the feasibility and effectiveness of the new census methods as a final step.

(b) Deliberation with External Experts

In order to obtain public understanding and cooperation with the Population Census, the Bureau not only reviewed the enumeration methods but also started the following procedures:

- Working group
To review the design of the pilot surveys and to deliberate on future directions, a working group consisting of experts from academia and mass media are formed, and meet regularly.
- Consulting body
A series of meetings are set up, consisting of various strata of the community such as academic societies, organizations dealing with foreigner-related affairs, organizations dealing with apartments, and associations dealing with education, in order to obtain public understanding and cooperation with the Population Census, and to establish a system which

facilitate smooth and accurate census taking.

(c) Concrete deliberation

The Bureau will make the following efforts in order to ensure the accurate and smooth implementation of the 2010 Population Census, and provide useful and accurate results from the survey.

- Adoption of new survey methods
 - In response to growing sensitivity of households to privacy concerns, all households will submit questionnaires enclosed in an envelope to an enumerator.
 - To submit questionnaires smoothly, households will be able to choose the means of response, either handing the filled-in questionnaires to enumerators or sending them back by mail.
 - In order to improve convenience for respondents and the response rate, an online survey system will be made accessible for the respondents who wish to use it. The system will be introduced only in the “model” area to examine the possibilities of extending it to a nation-wide system in the future.
- Review of results dissemination
 - In accordance with user needs, the Bureau will provide statistics which describe the current diverse employment situation, and provide more detailed tabulation on the elderly to comprehend the nature of the aging society.
 - The Bureau will improve the data format and the design of statistical tables in a user-friendly manner to facilitate ICT-based data dissemination.
- Improvement of survey environment
 - The Bureau will enhance public relations to inform households that responses to the Population Census are strictly protected by the Statistics Act, and all residents of Japan have a duty to report to the Population Census.
 - In order to cooperate closely with organizations in a wider range of areas, a consulting body will be established to develop partnership with organizations in the business community that can help improve the communication and the access to the difficult-to-reach households.

(4) Establishment of the Economic Census and Current Approaches

1 Challenge of the statistical system

In Japan, the development of primary statistics which capture the entire picture of economic activity in one glance has been an urgent challenge for the government. Because our industrial statistics had the following characteristics, it has been inconvenient to use the statistics and there have been major restrictions on the estimation of the GDP.

- (a) Industrial statistics are basically implemented by industries or by the line ministries.
- (b) The reference dates of surveys and survey cycles differ according to surveys.
- (c) The concepts of the surveys and definitions of the survey terms are inconsistent.

2 Government policy

Under the above circumstances, in “Toward the Structural Reform of Official Statistics (June 10, 2005, Committee for Promotion to Develop Social and Economic Statistics, Cabinet Office)”, it was determined that “a census focusing on establishments and enterprises should be implemented in 2009, and another census focusing on accounting items should also be implemented in 2011 utilizing the information of the 2009 survey.” Also the “2005 Basic Policy on Economic and Fiscal Management and Structural Reform (June 21, 2005, Cabinet approval)” included a statement referring to the need to develop statistics corresponding to the changes of industrial structure, such as the Economic Census, which captures the entire picture of economic activity in one glance.

3 Establishment of the Economic Census

Considering the above situation, large scale statistical surveys such as the Establishment and Enterprise Census [1947-2006] were abolished, and the Economic Census was established in order to acquire fundamental statistics which capture the entire picture of industry-wide economic activity in one glance, and to develop a statistical framework of establishments and enterprises for all industries.

4 Current approaches

The Economic Census consists of the “Economic Census for a Business Frame” which grasps their basic characteristics, and the “Economic Census for Business Activity” which clarifies their economic activity.

The current approaches to the Censuses are as follows:

Economic Census for Business Frame

Following the results of two pilot surveys conducted in September 2007 and July 2008, the Bureau conducted an “Economic Census for a Business Frame” for the first time in 2009. The Bureau plans to publish the preliminary results in June 2010 and the final results in November 2010. It is also studying how to develop a Statistical Framework of Establishments and Enterprises (SFE), using the information of the Economic Census and other administrative data. The SFE is the basic database for statistical surveys on establishments and enterprises, and is expected to be used for producing new statistics.

Economic Census for Business Activity

This Census plans to employ a new survey method in which the head offices of large enterprises are to fill in all the accounting items on questionnaires for branches by industry. Therefore, the Bureau conducted a first pilot survey in January 2009 in order to test the design of “Questionnaires by Industry”.

In February 2010, following the results of the first pilot survey, the Bureau will conduct a second pilot survey focusing on survey items, design of questionnaires, survey methods, and enumeration of affairs.

After studying the results of the two pilot surveys, the Bureau is to conduct the Economic Census for Business Activity in February 2012.

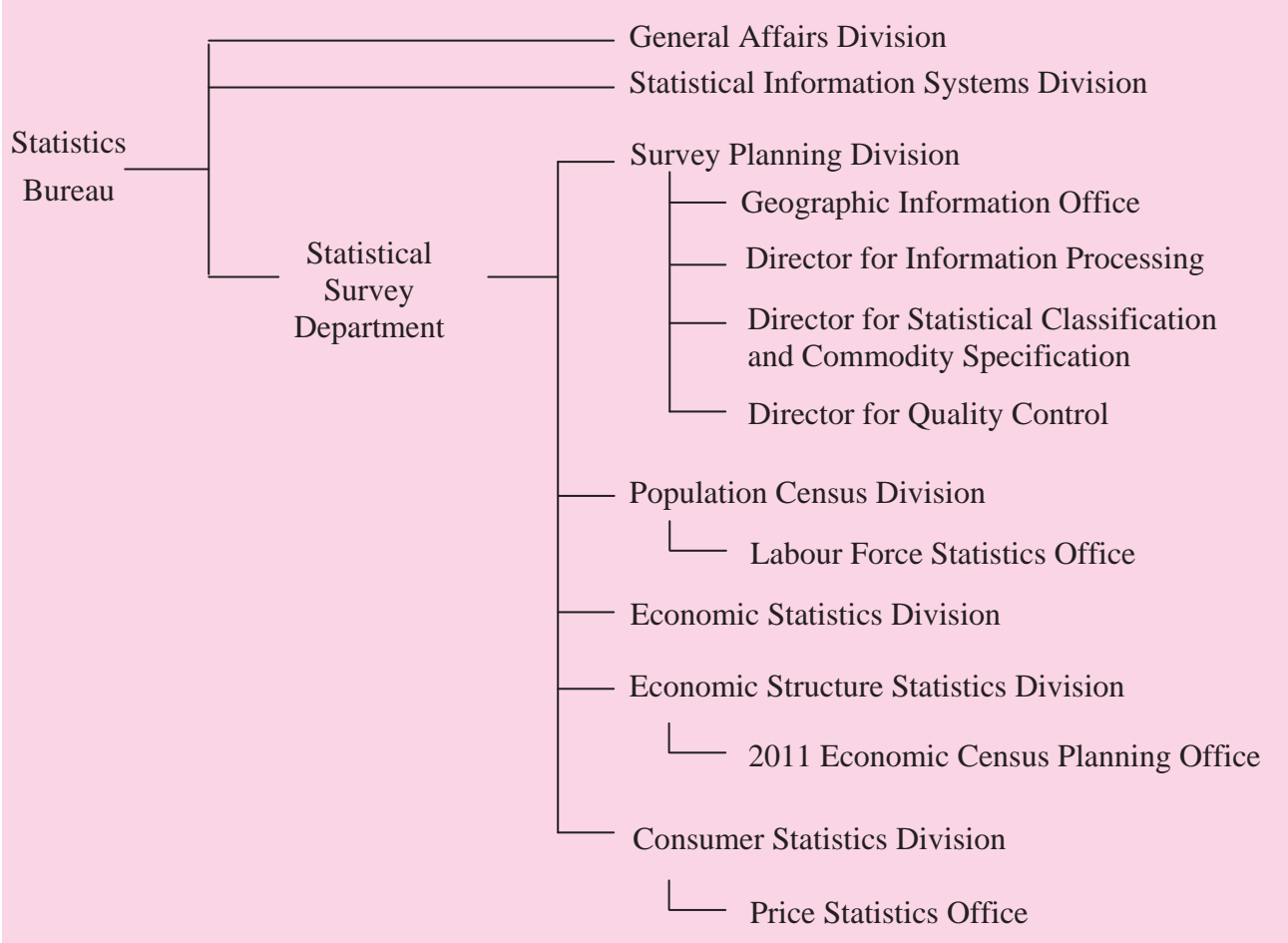
Chapter II Organization and Functions of the Bureau

The responsibilities of the Bureau are stipulated in the Law to Establish the MIC and the Cabinet Order on the Organization of the MIC. Under Article 13 of the Cabinet Order, the responsibilities of the Bureau are defined as follows:

- (a) To execute and tabulate the Population Census, other fundamental censuses and statistical surveys, and collect statistical reports for producing fundamental statistics, as well as statistical surveys entrusted by other national administrative organizations and local governments,
- (b) To conduct research on statistical methods,
- (c) To compile secondary statistics (statistics compiled from other statistical data),
- (d) To collect and provide the necessary information for producing and using statistics,
- (e) To develop and manage the information system for statistics, and
- (f) To coordinate statistical activities within the MIC.

The Bureau comprises the General Affairs Division, the Statistical Information Systems Division, and the Statistical Survey Department, which consists of five divisions.

Organization of the Statistics Bureau



The responsibilities of each division in the Bureau are stipulated in Articles 111, 112, and 116 to 119 of the Cabinet Order on the Organization of the MIC as follows:

1. General Affairs Division

The General Affairs Division is charged with the overall coordination of the Bureau's work, and matters relating to the organization and the administration of the National Statistics Center. More precisely, this Division controls personnel matters, document clearance, international cooperation, liaison among ministries, training and welfare of staff, budgets and accounts, and building maintenance.

2. Statistical Information Systems Division

The Statistical Information Systems Division is in charge of the strategic planning and management of IT policies for collecting, processing, and disseminating statistics. The Division is also in charge of developing and managing statistical information systems, including the website of the Bureau, the Director-General for Policy Planning, and the Statistical Research and Training Institute. This Division is also in charge of promoting the optimization of operations and systems for statistical work in the Japanese government.

3. Statistical Survey Department

The Survey Planning Division coordinates the activities of the Statistical Survey Department. It is also responsible for executing and tabulating statistical surveys entrusted by other national administrative organizations and local governments. Furthermore, it is responsible for technological and methodological research and studies on statistics, compiling derived statistics such as Social Indicators, as well as the overall coordination of statistical surveys within the MIC. The Geographic Information Office belongs to this Division, and is charged with preparing and using geographic information, as well as being responsible for grid-square statistics and the Census Mapping System (CMS). The Director for Information Processing is responsible for planning and researching the information processing systems used for tabulation. The Director for Statistical Classification and Commodity Specification is responsible for establishing standards for applying statistical classifications, and research on commodity specifications. The Director for Quality Control is responsible for planning and coordinating quality control programs on tabulation work.

The Population Census Division is in charge of executing and tabulating the Population Census, and the Housing and Land Survey. It also compiles current population estimates and internal migration statistics. The Labour Force Statistics Office in this Division is responsible for statistical surveys on employment and unemployment such as the Labour Force Survey and the Employment Status Survey, and the Survey on Time Use and Leisure Activities.

The Economic Statistics Division is in charge of executing and tabulating statistical surveys pertaining to establishments and enterprises. The surveys conducted by this Division are the Unincorporated Enterprise Survey, the Survey of Research and Development, the Monthly Survey on Service Industries, and the Survey on Service Industries [1989-2004] .

The Economic Structure Statistics Division is in charge of executing and tabulating censuses concerning establishments and enterprises. The censuses conducted by this Division are the Establishment and Enterprise Census [1947-2006] , the Economic Census for Business Frame and Economic Census for Business Activity which are yet to be conducted.

In this Division, the 2011 Economic Census Planning Office was set up last April, to plan the 2011 Economic Census.

The Consumer Statistics Division is in charge of executing and tabulating statistical surveys on consumers and prices. The Family Income and Expenditure Survey, the National Survey of Family Income and Expenditure and the Survey of Household Economy are under the jurisdiction of this Division. The Price Statistics Office of this Division is responsible for the Retail Price Survey, the National Survey of Prices, and the Consumer Price Index.

4. Field organizations collecting data

Although the Bureau conducts various censuses and statistical surveys, it has no field organization of its own. Instead, its field activities are conducted through the statistical organizations of local governments.

The statistical organizations of the prefectural and municipal governments play an important role in supporting Japan's statistical system. They are solely responsible for collecting data for central government censuses and other large-scale surveys such as the Population Census, the Census of Manufactures, and the Establishment and Enterprise Census [1947-2006] . Furthermore, at their own discretion, they conduct independent surveys according to their needs, develop local statistics, and improve the use of statistics within local administrations.

At the prefectural level, to fulfill its data collection responsibilities for the central government censuses and statistical surveys, each prefectural government has a statistical division staffed with statistical personnel. These statistical personnel in the prefectural governments numbered 2,017 in fiscal 2009, and were funded by the MIC.

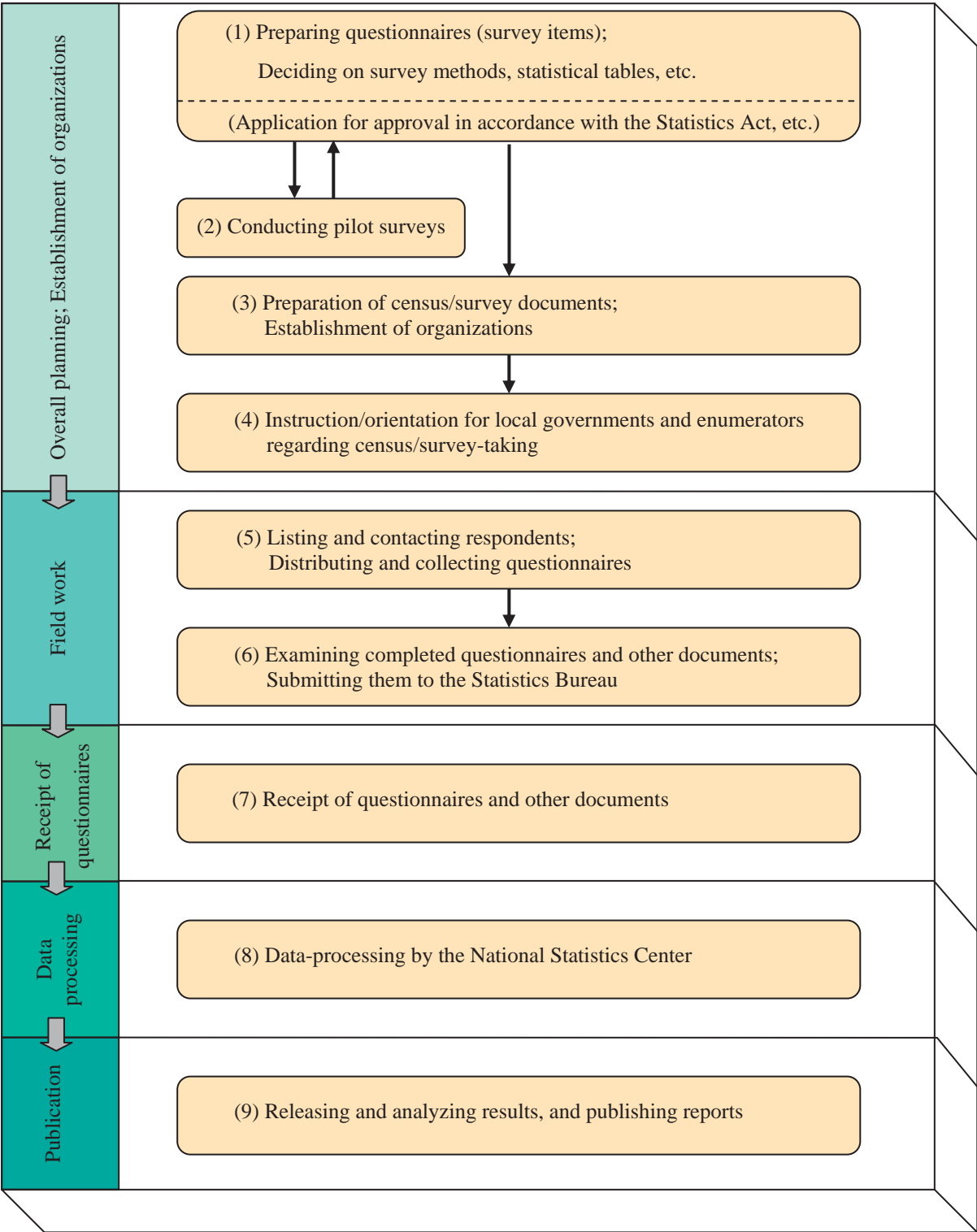
By contrast, few municipalities have a statistical division. The personnel engaged in statistical work numbered 8,085 as of April 2008, but in many cases they have other responsibilities besides statistics. Expenses for municipal personnel engaged in statistical work are covered by the Local Grant Tax System of the central government.

Generally, there are two representative methods of collecting data: mail and enumerators. In Japan, many censuses and statistical surveys employ enumerators, taking into consideration of the factors such as response rate and accuracy. The enumerators are public servants, who are appointed on a temporary basis for the respective censuses and statistical surveys.

Production of statistics

Censuses and statistical surveys are planned and conducted, and the results are compiled, released, and published according to the following flowchart:

Flowchart of census/survey-taking - from planning to publication



Overall planning of census/survey-taking and establishment of organizations (Statistics Bureau)

(1) Preparing questionnaires (survey items), and deciding on survey methods, statistical tables, etc.

Given the purpose and characteristics of a census/survey, the survey items to be covered, survey methods to be employed, and statistical tables to be produced are considered and determined, and questionnaires and other documents are designed accordingly.

(2) Conducting pilot surveys

In case of a large census/survey, pilot surveys are conducted to check the suitability of the questionnaire and the survey methods.

(3) Preparation of census/survey documents, and establishment of organizations

Manuals for census/survey-taking, letters requesting cooperation, instructions on how to answer questions and other necessary documents are prepared. At the local level, enumerators and supervisors are selected and appointed, thus establishing the census/survey organizations.

(4) Instruction/orientation for local governments and enumerators regarding the census/survey-taking

The Bureau and local governments hold a series of meetings to instruct and explain the census/survey-taking process to local government officials and enumerators, especially fieldwork aspects, including the distribution and the collection of questionnaires.

Fieldwork (local governments and enumerators)

(5) Listing and contacting respondents, and distributing and collecting questionnaires

Enumerators make a list of all the respondents they are to cover and contact, distribute questionnaires, request the cooperation of respondents, collect the completed questionnaires, and submit them to prefectural/municipal governments. This work is to be done during the designated period and in accordance with the designated methods as instructed.

(6) Examining completed questionnaires and other documents, and submitting them to the Bureau

The prefectural and municipal governments conduct a series of checks to ascertain whether or not the submitted questionnaires and other documents have any deficiencies in their content, and in due course the prefectural governments submit them to the Bureau.

Receipt of questionnaires and other documents (Statistics Bureau)

(7) The Bureau receives questionnaires and other documents, and issues official receipts to the prefectural governments.

Data-processing (National Statistics Center)

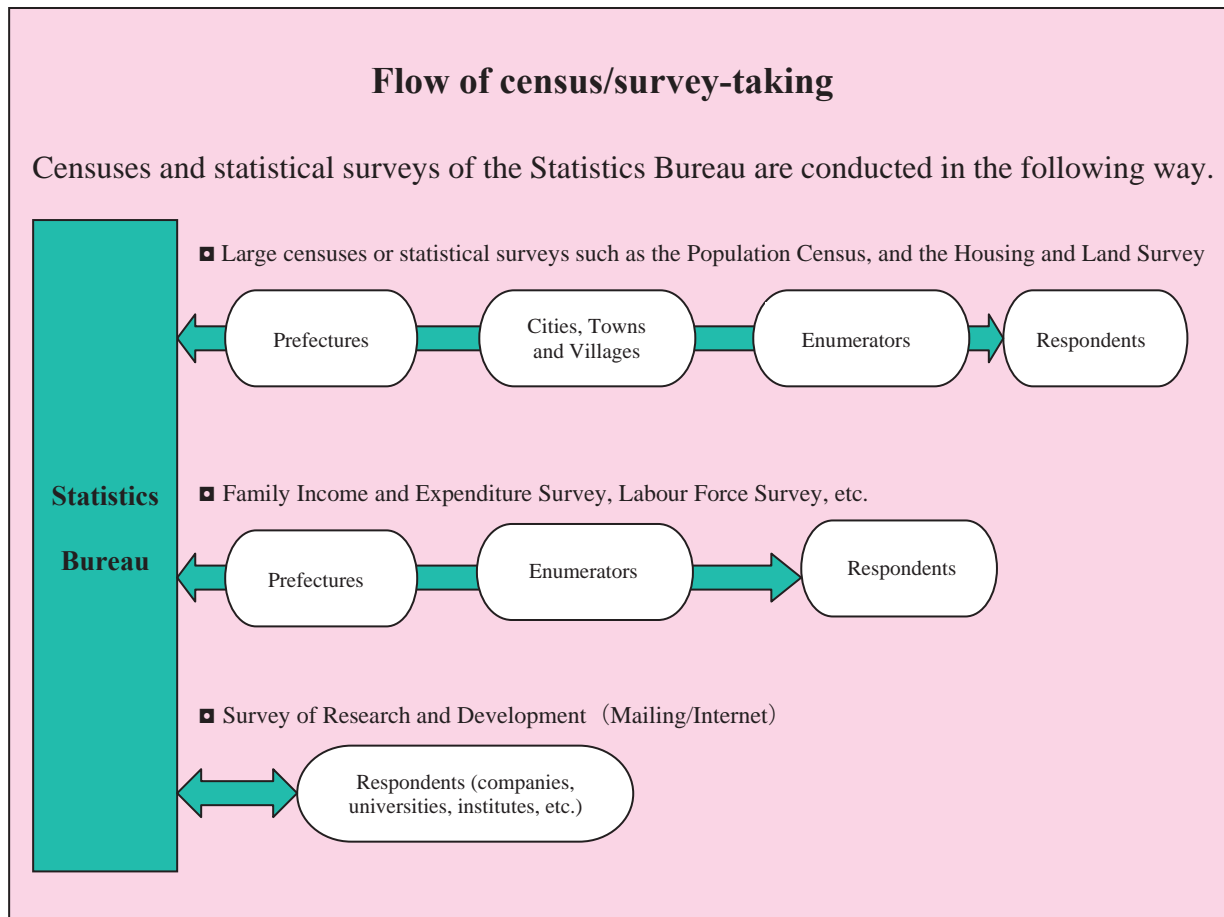
(8) Data contained in the questionnaires are processed by the Center to produce statistical tables. (See box on page 18).

Publication (Statistics Bureau)

(9) Releasing and analyzing results, and publishing reports

Census/survey results, which have been produced and certified by the Center, are analyzed by the Bureau, and a summary is released to the public as an advance report as promptly as possible. The final reports and electronic media such as CD-ROMs and MOs

containing the results of the census/survey are compiled later and distributed to the central, prefectural and municipal governments as well as major university libraries, etc., so that users can have access to them. The reports, including electronic data, can be purchased through the Government Publications Service Center and non-profit organizations.

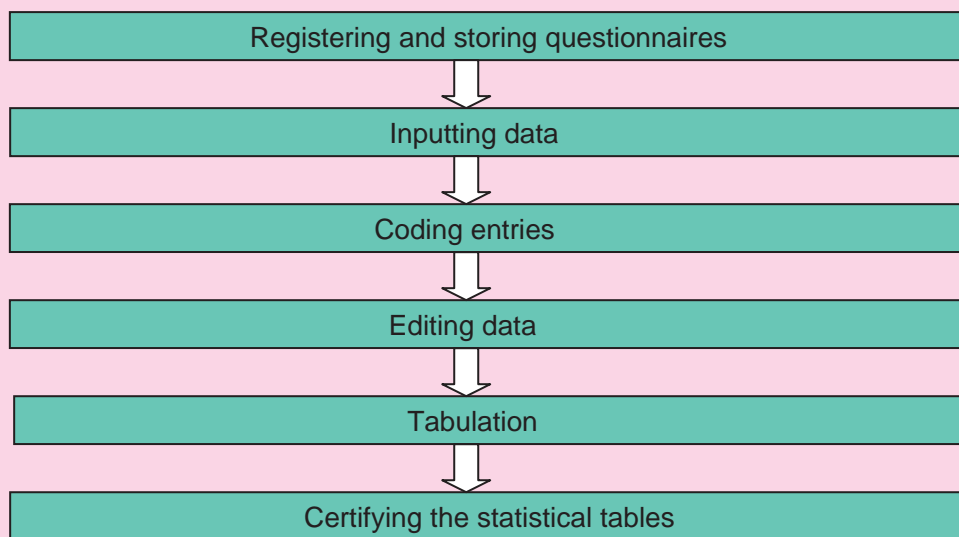


Processing census and statistical survey data

The questionnaires and other documents of various censuses and statistical surveys are processed by the National Statistics Center. The Center is responsible for processing the data collected by the Population Census and other fundamental censuses and statistical surveys in the country, as well as for research on essential statistical technology that is closely associated with this data-processing work. The Center thus aims to ensure the viability of statistics and contribute to the development of statistical technology.

The process for producing statistics from questionnaires collected in censuses and statistical surveys and sent to the Center generally consists of procedures such as (1) registering and storing questionnaires, (2) inputting data, (3) coding entries, (4) editing data, (5) tabulation, and (6) certifying the statistical tables produced.

General data-processing procedures



(1) Registering and storing questionnaires

Upon receipt of questionnaires and other documents from central or local governments, the Center checks whether any are missing or duplicated, divides the documents into groups of a certain size, and places them in storage rooms that are specially designed for safekeeping.

(2) Inputting data

Data contained in the questionnaires are fed into optical character readers (OCRs) or keyed into computers.

(3) Coding entries

Entries in the form of phrases or sentences are converted into alphanumeric codes according to certain classification standards such as industrial, occupational, and income and expenditure.

(4) Editing data

Entries in the questionnaires are examined for duplication, omissions or invalid entries, and are corrected if feasible. In addition, after coding the entries, all input data are checked thoroughly by computer for validity and consistency. Any errors detected are either corrected by computer, or edited by keyboard entry, referring to the original questionnaires.

(5) Tabulation

Clean data thus obtained are tabulated to produce statistical tables.

(6) Certifying the statistical tables

The statistical tables produced are examined by computer in accordance with pre-programmed procedures to check for any inconsistencies within each table and among tables (automatic examination). Major figures are also analyzed, by comparing them to past figures and related statistics. Statistical tables are thus certified by the Center, and then submitted to the Bureau.

Chapter III Production of Fundamental Statistics

1. Statistics on population, housing, and land

The Bureau is the major supplier of statistics on Japan's population and housing. It is responsible for the Population Census and the Housing and Land Survey, both of which are conducted every five years. It is also responsible for compiling internal migration statistics and current population estimates.

Name	Cycle	Since	Size
Population Census (F)	Quinquennial	1920	128 million persons (2005)
Current Population Estimates (P)	Monthly	1950	-
Internal Migration Statistics (S)	Monthly	1954	-
Housing and Land Survey (F)	Quinquennial	1948	3.5 million dwellings (2008)

(F) Fundamental Statistical Surveys (P) Processed statistics (S) Statistics derived from administrative records

(1) Population Census

Purpose

The purpose of the Population Census is to investigate the domestic state of the population and the number of households, in order to obtain basic data for the development and implementation of important policies and measures.

Short history

The Population Census of Japan has been conducted every five years since 1920, with the exception of 1945 when the census could not be taken due to World War II. Special population censuses were taken during the 1940s to fill the gap. The latest Population Census was the 18th Census, which was taken in October 2005.

When the first census was taken, the Law Concerning the Population Census stipulated that the census should be taken every 10 years. However, in 1922 the Law was amended to stipulate that the census be conducted every five years, alternating between large-scale and simplified censuses. For example, the 1925 and 1935 Censuses were simplified, while the 1930 and 1940 Censuses were large-scale.

The scheduled 1945 Census was not taken because of the upheaval at the end of World War II. The Extraordinary Population Census was conducted in 1947 in accordance with the provisions of the former Statistics Act. This act stipulated that the census be conducted every five years. However, after the 1950 Census, the act was amended in 1954 to require a large-scale

census every 10 years, and a simplified one in the fifth year following that.

The main difference between large-scale and simplified censuses lies in the number of questions. In recent large-scale censuses, each household enumerated was required to answer 22 questions, while 17 questions have been posed in recent simplified censuses.

Census date

The 2005 Census was taken as of 0:00 A.M. on October 1, 2005. This census date has remained unchanged since 1920 for all regular censuses.

Coverage

The Population Census covers the entire territory of Japan. However, as the territory of Japan changed after World War II, the area covered by censuses changed accordingly. Coverage has remained unchanged since the 1975 Census; conducted after the restoration of *Okinawa* in 1972.

In the 2005 Census, enumeration was performed for the whole territory of Japan except the following islands:

- *Habomai-gunto, Shikotan-to, Kunashiri-to and Etorofu-to*
- *Take-shima* in *Okinoshima-cho, Oki-gun, Shimane-ken*

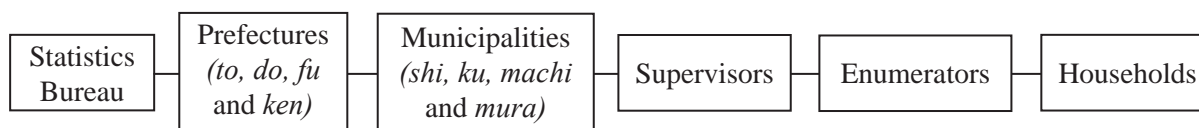
The persons enumerated are those usually residing in the territory of Japan at the time of the census. These persons are counted at their places of usual residence. This concept is known as the *de jure* population. The following persons are, however, excluded from the census:

- Members of the foreign diplomatic corps, their suite and dependents
- Foreign military personnel, including both military corps and supporting civilians, and their dependents

As a general rule, the words “persons usually residing in Japan” are defined for the census as those persons who have lived or are going to live for three months or more in their respective households as of the census date. Persons who have no usual place of residence, or whose usual place of residence is unknown, are counted at the places where they are found at the time of the census. This definition has remained the same since the 1950 Census.

Census organization

The 2005 Census was conducted through the following channels:



Survey method

The Bureau is in charge of planning and executing the census, including arranging materials and documents, supervising the census work carried out by prefectures and municipalities, and publishing results.

Under the supervision of the Bureau, the statistics divisions of prefectural governments take

responsibility for census operations in each prefecture. Census work - including distributing census documents to municipal governments, supervising the fieldwork of municipalities, collecting census documents from municipalities, and so forth - is performed by the statistics divisions of the prefectural governments.

Under the supervision of the prefectural governments, the offices of the *shi* (cities), *ku* (wards), *machi* (towns), and *mura* (villages) perform tasks such as establishing enumeration districts, selecting and training supervisors and enumerators, distributing census documents to supervisors and enumerators, and collecting documents.

The fieldwork for the 2005 Census was carried out by enumerators, who was specially appointed for the census. Supervisors were also appointed to take responsibility for training, supervise enumerators, examine entries on census questionnaires, and other tasks. These enumerators and supervisors were appointed by the Minister for Internal Affairs and Communications.

[Basic Unit Blocks (BUBs)]

In the 1990 Census, the concept of Basic Unit Blocks (BUBs) was adopted to create permanent geographical units. For localities where the *gaiku* areas determined by the Law Concerning the Address Designation of Residences were employed for address designation, one *gaiku* normally constituted one BUB. A *gaiku* is a small area that is permanently established by partitioning a subdivision (called *cho* or *aza*) within a municipal district by roads, railways, rivers, etc. For the remaining areas, BUBs were demarcated by the municipal governments on the basis of small areas similarly partitioned by clear and permanent geographical characteristics and landmarks. Generally, one BUB includes around 20 to 30 households.

As the method used to establish the BUBs shows, they are intrinsically permanent. However, for the 2005 Census, some of the BUBs established in the 2000 Census inevitably have been altered due to boundary changes between municipalities and changes of address designation, as well as for other reasons.

The BUBs are used as the units for compiling and providing statistics for small areas. Statistical tables for the BUBs are disseminated only for basic data items such as age and sex, as the BUBs are too small for cross-classified tabulation. More detailed tables are compiled for *cho* or *aza* (subdivisions within municipalities).

[Enumeration districts (EDs)]

Before each census, the whole area of Japan is divided into enumeration districts (EDs), which are then accurately mapped.

The EDs for the 2005 Census were demarcated as of October 1, 2004, a year before the census date, with each ED including around 50 households. Each ED was normally set up by combining two or more BUBs. When a BUB had many households, it formed one ED or was divided into two or more EDs. The EDs were subsequently partially amended up to the census date to incorporate changes after demarcation. Thus, the EDs were finally demarcated as of the census date.

Survey items

The following 17 questions were asked in the 2005 Census:

- (a) For household members
 - Name
 - Sex
 - Year and month of birth
 - Relationship to head of household
 - Marital status
 - Nationality
 - Type of activity
 - Hours of work during the previous week
 - Name of establishment and type of business (industry)
 - Type of work (occupation)
 - Status in employment
 - Place of work or location of school

- (b) For households
 - Type of household
 - Number of household members
 - Type of dwelling
 - Floor area of dwelling
 - Type of building and number of stories

Post-census surveys

After every census since 1950, post-census surveys have been conducted by the Bureau to evaluate the actual coverage of the census and the reliability of the data obtained. The results of these post-census surveys are used to interpret the census results from the viewpoint of accuracy, and to plan future population censuses.

The 2005 post-census survey was conducted on December 15, 2005.

Tabulation

The Bureau entrusted tabulation to the National Statistics Center. After being accepted and sorted, questionnaires were read using OCRs (Optical Character Readers) and coded by category (industry, occupation, etc.) Subsequently, the data that had been completely checked were compiled and tabulated.

The major results of the 2005 Census were tabulated as follows.

- Preliminary counts of the population from the summary sheets
(Results compiled from the household listing sheets prepared by the enumerators)
- Prompt sample tabulation
(Results compiled from 1% of questionnaires sampled at random)
- First basic complete tabulation
(Results covering the basic characteristics of population and households in the complete count)
- Second basic complete tabulation
(Results related to labour force status and industries in the complete count)

- Third basic complete tabulation
(Results related to occupations in the complete count)
- Detailed sample tabulation
(Detailed results related to industries and occupations by sample tabulation)
- Tabulation on Place of Work or Schooling
(Results related to the commuting daily movement of workers and students)

Publication

The major results of the 2005 Census were published as follows.

- Preliminary counts of the population from the summary sheets December 2005
- Prompt sample tabulation..... June 2006
- First basic complete tabulation..... October 2006
- Second basic complete tabulation January 2007
- Third basic complete tabulation December 2007
- Detailed sample tabulation December 2008
- Tabulation on Place of Work or Schooling March 2007-December 2008

They are also available on the Internet, and one month after each release, reports and CD-ROMs containing the principal results were published.

Use of the survey results (Major examples)

- (a) Legal population to determine the amount of local allocation tax, Lower House electoral districts, and the number of Diet seats
- (b) Basic data for administrative policies and measures such as employment policies, social welfare plans, community organization plans, and disaster prevention measures
- (c) Basic data for population analysis and academic research required for administration, such as estimates of future population and the number of households
- (d) Provision of a sampling framework for various sample surveys of households and individuals

Website

<http://www.stat.go.jp/english/data/kokusei/index.htm>

(2) Current Population Estimates

Purpose

To provide major population figures for the most recent reference date during the inter-census period, the Bureau has been compiling two sets of Current Population Estimates: monthly nationwide estimates and annual prefectural estimates. Both sets of estimates are based on the census population, and extrapolated from vital statistics and migration statistics.

Short history

The annual estimates have been conducted since 1921, the year after the first Population Census, while the monthly estimates have been conducted since a month after the 1950 Population Census.

Reference date

The reference date of the monthly estimates is the first day of each month and that of the annual estimates is October 1.

Coverage

The population estimates cover the entire population, including foreigners, who usually live in Japan. However, of the foreigners, foreign diplomatic and consular corps, including their party or family members, and foreign military personnel, including their family members, are excluded.

Method of computation

The monthly estimates are computed for the population of the whole country by sex and five-year age group. The estimates are computed by adding the number of births and the number of persons entering Japan to the census population, and subtracting the number of deaths and the number of persons leaving Japan.

The annual estimates are computed for the populations of prefectures by sex and five-year age group, and the nationwide population by sex and age in years. In Population Census years, annual estimates are not published. To compute the estimates, internal migration statistics are used in addition to the statistics used to compute the monthly estimates.

The estimates are revised retroactively when the results of the more recent census become available. The annual population estimates of the inter-census periods are available for every year since 1921, the year after the first Population Census. For every year from 1872 to 1919, population estimates as of January 1 produced by the former Cabinet Statistics Bureau (the present Statistics Bureau) are also available.

Publication

The estimates as of the first day of each month are published by the end of the stated month, as for the annual estimates of “population by age (single year) and sex for Japan” and “population by age (five-year age group) and sex for prefectures” as of October 1, in April.

Use of the survey results (Major examples)

The estimates are used in various white papers as well as basic data for demographic analyses and economic analyses in national, regional and international organizations.

Website

<http://www.stat.go.jp/english/data/jinsui/index.htm>

(3) Internal Migration Statistics

Purpose

Internal Migration Statistics are important sources of information for assessing the mobility

of the population based on the records of the Basic Resident Registers, which the head of each municipality (*shi, ku of the ku-area of Tokyo, machi and mura*) is responsible for preparing in accordance with the Law of the Basic Resident Registers.

Short history

The Bureau has been publishing quarterly and annual reports on internal migration since 1954.

From January 1, 1954 to November 9, 1967, the report was made in accordance with the Resident Registration Law (Law No. 218 of 1951), the predecessor of the present Law of the Basic Resident Registers (Law No. 81 of 1967). The title of the report used to be the “Annual Report on Internal Migration in Japan Derived from the Resident Registers”.

From fiscal year 2005, the Bureau started to release its results every month.

Coverage

These statistics cover the migration of people across the borders of municipalities, i.e. *shi, ku, machi, and mura*.

Method of computation

These statistics are compiled based on monthly data. The data consists of the following information which is retained in accordance with the Law of the Basic Resident Registers.

- (a) Address (municipality code), sex and information on changes (reason and date of in-migration) of the in-migrants who reported their in-migration to the head of each municipality in accordance with Article 22 of the Law.
- (b) Address (municipality code), sex and information on changes (reason and date of in-migration) of the in-migrants registered ex officio in the Basic Resident Registers by the authority in accordance with Article 8 of the Law.

Tabulation

The data given by prefectural governments are tabulated and compiled in statistical tables by the Bureau. Records are tabulated for prefectures and 18 major cities, by origin and destination.

Publication

The results are released in the “Monthly Report”, which contains monthly internal migration statistics, by the end of the following month, and the “Annual Report”, which contains annual internal migration statistics in January and April. Although not presented in publications, the number of in-migrants by sex and month for Japan, prefectures and municipalities (*shi, ku, machi and mura*) (Table 9) and the number of in-migrants by sex and previous residence (prefectures, 18 major cities and others) for prefectures and municipalities (Table 10), are available at the Bureau.

Use of the survey results (Major examples)

Basic data for producing the current population estimates, and population projection of future regional population

Website

<http://www.stat.go.jp/english/data/idou/index.htm>

(4) Housing and Land Survey

Purpose

The Housing and Land Survey is the most fundamental statistical survey on housing conditions. Its purpose is to obtain basic data for various housing and land policy measures by investigating the actual situation of dwellings and other buildings, and the households occupying them, to clarify the present circumstances and trends for the whole country, major metropolitan areas, and prefectures.

Short history

The Housing and Land Survey is the most comprehensive, large-scale sample survey of housing conditions and land ownership in Japan.

The survey has been conducted every five years since 1948 as the Housing Survey, and was expanded and renamed the Housing and Land Survey in 1998. The latest survey, which was taken in October 2008, is the 13th survey.

Survey date

The 2008 Housing and Land Survey was carried out as of October 1, 2008.

Coverage

The survey units were dwellings, other occupied buildings, and all households inhabiting those dwellings and buildings located in the enumeration districts (EDs) at the survey date. The following facilities and households residing therein were, however, excluded:

- (a) Facilities under the management of diplomatic establishments and other authorized foreign or international agencies, and dwellings where foreign envoys, consular officials, and their dependents (including families) live
- (b) Facilities that are deemed to be imperial property under the management of the Imperial Household Agency
- (c) Jails, prisons, reformatories, detention homes, women's shelters, and illegal immigrant detention centers
- (d) Camps and other facilities of the Self-Defense Forces
- (e) Camps and other facilities used by the U.S. Army

The survey covers the entire territory of Japan except the following islands:

- *Habomai-gunto, Shikotan-to, Kunashiri-to and Etorofu-to*
- *Take-shima in Okinoshima-cho, Oki-gun, Shimane-ken*

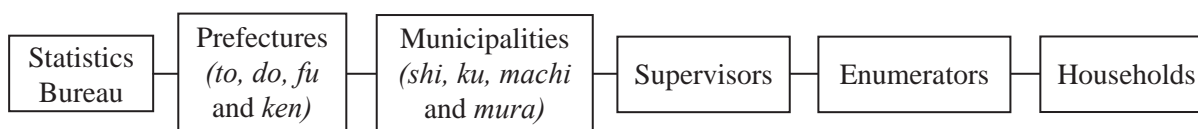
Sampling

In the 2008 Survey, a two-stage stratified sampling method was used. The first-stage sampling unit was an enumeration district (ED) of the 2005 Population Census, and the second-stage sampling unit was a dwelling unit located in an enumeration unit district, which was formed from the sample ED.

As a national average, approximately 1/5 of EDs taken from the 2005 Population Census were sampled in the first stage (206,000 EDs were selected from 982,000 EDs).

Survey organization

The 2008 Survey was planned and administered by the Bureau, through the following channels:



Approximately 83,000 enumerators conducted the survey. About 15,000 supervisors provided guidance to the enumerators and inspected their documents. In addition, a call center was set up to promptly answer inquiries from households.

Survey method

- (a) Enumerators checked all the dwellings and other occupied buildings within their assigned enumeration unit districts for the 2008 Survey. They drafted a list of households in the survey and a map of their enumeration unit districts, and delivered a questionnaire to each selected household during the period September 23 to 30, 2008. From October 1 to 15, enumerators revisited all selected households in their districts to collect the completed questionnaires and check the entries. In addition, in the EDs designated by the Bureau, households could fill in the questionnaires with the use of an electric information processing system connected to the computer of the Bureau and their computers by telecommunication lines.
- (b) One questionnaire, either A or B, was distributed in each enumeration unit district. Questionnaires A and B were allocated at random to individual enumeration unit districts at a national average ratio of 6 to 1.
- (c) Questionnaires were completed by the head (or representative) of the household while some parts were filled out by the enumerator during the interview with that person. For vacant dwellings, the enumerators completed their section of the questionnaires (except for “Type of household”) by investigating the exterior of the dwellings. For households whose members were absent and thus could not complete the questionnaire, the enumerators spoke with the household’s neighbors and completed some parts of the questionnaire, such as the name of the head or representative of the household, numbers, type of household, stories of building, construction material, type of building, type of dwelling, width of road abutting the site, site area, and building area.

Survey items

Using Questionnaires A and B, the following topics were investigated in the 2008 Housing and Land Survey on October 1, 2008:

(1) Survey items in both Questionnaires A and B

(a) Buildings

- Number and area of dwelling rooms (in units of number of *tatami* mats)
- Tenure of dwelling
- Site area
- Tenure of site

(b) Dwellings

- Construction materials
- Condition of building
- Number of stories
- Type of building
- Type of dwelling
- Year of construction
- Area of floor space
- Building area
- Monthly rent
- Situation of facilities
- Extended or renovated
- Type of dwelling without occupants
- House repairs
- Earthquake protection
- Fire safety
- Securing

(c) Households

- Name of head or representative of household
- Type of household
- Number of household members
- Annual income of household

(d) Main earner or head of household

- Employment status
- Commuting time
- Year of last relocation
- Previous residence
- Sons or daughters in other households

(e) Dwelling environment

(2) Survey items in Questionnaire B

(a) Housing and land other than present residence

- Tenure of housing and land
- Location
- Area
- Use

Tabulation

The Bureau entrusts tabulation to the National Statistics Center. Tabulations are made simultaneously in two stages: tabulation of the tentative results for the Interim Report, and tabulation using the full sample.

Publication

The Interim Reports were released in July 2009, and the Final Results are to be released by March 2010.

Use of the survey results (Major examples)

- (a) Basic data for regulation of tax on housing and land
- (b) Basic data for administrative policies and measures, such as dwelling life policies, land use plans and developing plans
- (c) Basic data for academic research, such as research on the mechanism of the housing market, and a city plan focusing on earthquake resistance or disaster prevention

Website

<http://www.stat.go.jp/english/data/jyutaku/index.htm>

2. Labour statistics

There are three major sources of labour statistics: sample household surveys, sample establishment surveys, and administrative records. In terms of coverage, sample household surveys covering the entire population are generally the most comprehensive data sources, while sample establishment surveys and administrative records cover only those who are employed by establishments or registered at administrative offices. On the other hand, the latter two sources are useful for obtaining the various data needed for specific policy purposes, such as labour administration.

The Bureau conducts sample household surveys on labour, while the Ministry of Health, Labour and Welfare conducts sample establishment surveys and compiles administrative records.

Name	Cycle	Since	Size
Labour Force Survey (F)	Monthly	1947	40,000 households (100,000 persons, aged 15 and over)
Employment Status Survey (F)	Quinquennial *	1956	450,000 households (1.05 million persons, aged 15 and over) (2007)

(F) Fundamental Statistical Surveys; * Every three years until 1982, and every five years after 1982.

(1) Labour Force Survey

Purpose

The purpose of the Labour Force Survey is to provide current data on the employment status of the population and monthly changes in employment levels.

Short history

The survey has been conducted every month since July 1947, following a test period of 10 months from September 1946. In 2002, the Special Survey of the Labour Force Survey, which had been conducted twice a year, was integrated into the Labour Force Survey.

The survey provides monthly basic figures on employment and unemployment, such as the number of employed persons by industry and occupation, and the number of unemployed persons, mostly at the national level.

Reference date and period

The reference date of the survey is the last day of each month, except December for which it is the 26th. The reference period to which questions on the labour force status refer is one week, ending on the reference date.

Coverage

The survey covers all persons aged 15 and over who usually reside in Japan, except members of the foreign diplomatic corps, their suite and dependents, and foreign military personnel and their dependents.

Sampling

The sample is selected through a two-stage stratified sampling method, the primary sampling units being the enumeration districts (EDs) of the Population Census, and the secondary sampling units being the dwelling units. All persons aged 15 and over who usually live in the sample dwelling units are required to respond to the survey. The overall sampling ratio is around 1:1,000.

In the initial stage of sampling, all EDs are stratified, mainly according to their industrial characteristics at the time of the latest available Population Census. From among some 940,000 EDs, around 2,900 EDs are selected through stratified sampling.

In the second stage of sampling, for each sampled ED (containing an average of 50 households), a complete list of dwelling units is prepared by the enumerator before the survey, and approximately 15 dwelling units are systematically selected.

The households in the sampled dwelling units total around 40,000. This sample size has remained the same since 1983, although there were previously some changes. The number of persons in the sample is around 100,000 every month.

The secondary sampling units are dwelling units, not households, because the list of dwelling units provides a more stable sampling frame than that of households. In a case in which a household in the sampled dwelling unit moves out after the list has been prepared but before the survey date, the former has the advantage. The enumerator need only visit the new occupant of the same dwelling unit, rather than having to trace the whereabouts of the household that has moved out.

To enhance reliability, when measuring changes in the current month compared with the previous month and with the same month of the previous year, the sample is renewed regularly under a rotation system.

Under this system, around half the sampled dwelling units remain in the sample for two consecutive months. For comparison with the same month of the previous year, around half of the sampled dwelling units remain the same. There are always households that change addresses, but there is an overlap of slightly less than half of the sampled households between two adjacent months and between two months one year apart.

To achieve this rotation, the whole sample is divided into eight independent sub-samples, each of which having its own timing for rotation, spread evenly throughout the year. Once an ED is included in the sample, it remains there for four consecutive months, and then leaves the sample for eight months. Subsequently, the same ED is included in the sample again for four months before finally being removed from the sample. During the four months when an ED is in the sample, two sets of dwelling units are selected: one is enumerated in the first two months, and the other in the next two months. During the first and second years when an ED is included in the

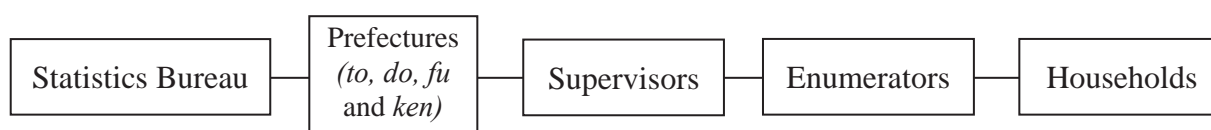
sample, the same sets of dwelling units are enumerated to maximize the overlap of the sample for comparison over the year.

As a result of adopting this system, a sampled household is usually enumerated in two consecutive months, and then leaves the sample for ten months. Subsequently, it is enumerated again for two months.

The list of dwelling units in the ED is reviewed every month so that changes can be incorporated. As a result, sampled dwelling units might disappear or new dwelling units may be included in the sample. In such cases, the percentage of overlap in the sample between the two months might be affected.

Survey organization

The survey is conducted through the following channels:



Supervisors are selected from the staff of the prefectural governments, and are responsible for training and supervising the enumerators.

Survey method

The enumerator prepares a list of all dwelling units in the enumeration district (ED) assigned to him or her. The supervisor selects the sample of dwelling units from the list according to the method instructed by the Bureau. Households in these selected dwelling units are surveyed.

There are two types of questionnaire in the survey: a basic questionnaire and a special questionnaire. Surveys are conducted using the basic questionnaire in the same two months in two successive years, and using the special questionnaire only in the second month of the second year.

Within seven days before the survey week, the enumerator visits all the households in the sample dwelling units and asks them to fill out the questionnaires. Within three days after the survey week, the enumerator revisits the households, and collects the questionnaires after checking the entries on the spot. The collected questionnaires are then submitted to the prefectural office, checked by the supervisors, and sent to the Bureau.

Survey items

(a) Basic Questionnaire

Every month, the respondents are asked to report the following items:

- Name and sex
- Relationship to head of household
- Year and month of birth
- Marital status

- Labour force status in the full week preceding the reference date (i.e., whether employed, unemployed, or not in the labour force)
- Whether seeking a job as a main activity or as a secondary activity (for unemployed persons)
- Reason for seeking a job
- Weekly hours worked
- Status in employment
- Name, organization, and business/industry of employer, or self-employed enterprise
- Occupation
- Total number of employees in the enterprise
- Desire to change jobs or have an additional job

(b) Special Questionnaire

In the second month of the second year, the respondents are asked to report the following items:

[For employed persons]

- Reason for working fewer than 35 hours a week
- Desire to change number of working hours
- Date on which present job began
- Type of employment
- Whether previously employed in other jobs
- Income change in comparison with previous job

[For unemployed persons]

- Methods used to seek a job
- Duration of job search
- Whether seeking a job
- Kind of job desired
- Reason for not getting a job
- Whether previously employed

[For persons not in the labour force]

- Desire to work
- Reason for not seeking a job
- Kind of job desired
- Whether seeking a job
- Ready to work or not
- Whether previously employed

[On previous job]

- Date of leaving
- Type of employment
- Industry
- Occupation
- Total number of employees in the enterprise
- Reason for leaving

[For persons aged 15 and over]

- Education
- Total annual income

Tabulation

The Bureau entrusts tabulation to the National Statistics Center. The results are tabulated as statistics for the following characteristics.

(a) Basic Tabulation:

- Labour force
- Employed persons / employees by industry / occupation
- Unemployed persons
- Unemployment rate
- Not in labour force
- Weekly hours of work

(b) Detailed Tabulation:

- Employees by type of employment (regular staff, part-time workers, etc.)
- Employed persons having changed jobs in the past year
- Employed persons by earnings from job
- Those not in the labour force who wish to work

Publication

The monthly results obtained through the Basic Questionnaire, including unemployment rates, are released at the end of the month following the survey, and reported at the Cabinet Meeting. The results are also compiled quarterly and annually nationwide and for the 10 regions, and semi-annually for the whole country. The “Monthly Report on the Labour Force Survey” is published two months after the survey, and the “Annual Report on the Labour Force Survey (I Basic Tabulation)” is published in spring of the following year.

The results based on the Special Questionnaires are released quarterly, two months after the last month of the survey, while the “Annual Report on the Labour Force Survey (II Detailed Tabulation)” is published in spring of the following year.

Use of the survey results (Major examples)

- (a) Indicators of national economic and business performance
- (b) Basic data for planning various employment-related policies
- (c) Basic data for studies on the problems of employment and unemployment in the research and academic communities

Website

<http://www.stat.go.jp/english/data/roudou/index.htm>

(2) Employment Status Survey

Purpose

The Employment Status Survey aims to provide detailed data on the structure of employment and unemployment at national and regional levels.

[Comparison with the Labour Force Survey]

Compared to the Labour Force Survey, the Employment Status Survey differs in the following respects:

- (a) It provides much more detailed data than the Labour Force Survey. The latter can provide only limited data because it prioritizes the rapid reporting of the most recent data.
- (b) It provides far more detailed breakdowns and cross-classifications in the tables than the Labour Force Survey does.

In accordance with these characteristics, a much larger sample is used in the Employment Status Survey than in the Labour Force Survey, the former covering around one million people aged 15 and over, and the latter around 100,000.

The data obtained by the Employment Status Survey are based on usual employment status, rather than actual status of employment, which is investigated in the Labour Force Survey and the Population Census. Usual status is used in the Employment Status Survey because this information is more appropriate for analyses of certain topics such as under-employment or secondary jobs, for which it is difficult to obtain an accurate picture in surveys of the actual status of employment that only cover a weekly period.

Short history

From 1956 until 1982, the survey was generally conducted every three years. After 1982, the interval was increased to five years, and the latest survey was the 15th survey, which was conducted in 2007.

Survey date

The survey was taken as of 0:00 A.M. on October 1, 2007.

Coverage

In the designated enumeration districts, the 2007 survey was conducted on household members aged 15 and over in approximately 450,000 households dwelling in sampled units (buildings or parts of buildings capable of housing one household) selected by the mayors of cities, the heads of towns and village in the manner prescribed by the Bureau.

The following persons however were excluded from the enumeration:

- (a) Foreign diplomatic corps or consular staff (including their suite and their family members)
- (b) Foreign military personnel or civilians (including their family members)
- (c) Persons dwelling in camps or ships of the Self-Defense Forces

- (d) Persons serving sentences in prisons or detention houses
- (e) Inmates of reformatory institutions or women's guidance homes

Sampling

In this survey, a stratified two-stage sampling method was adopted with the enumeration districts (EDs) of the 2005 Population Census as the first-stage sampling units, and dwellings as the second-stage sampling units.

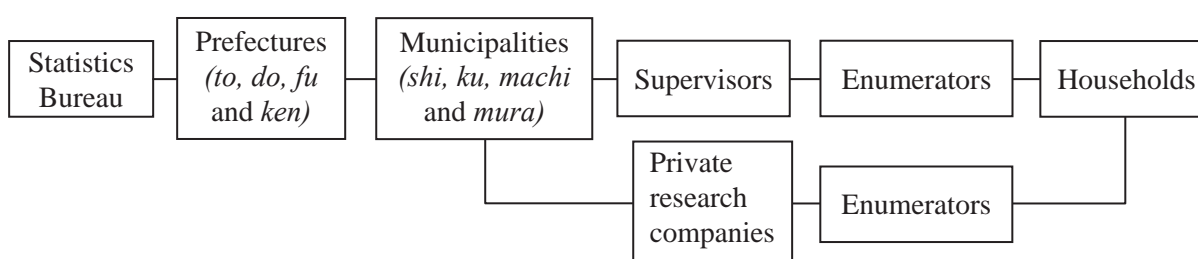
In the first stage, census EDs were selected from the whole country by stratified random sampling.

In the second stage, a specific number of dwellings were selected from among the households living in the sample districts by random sampling.

All the members aged 15 and over living in the selected dwellings in sample EDs were enumerated.

Survey organization

The 2007 Survey was conducted through the following channels:



In addition, a call center was set up to promptly answer inquiries from households.

Survey method

Enumerators delivered the questionnaires to each household to be surveyed, collected the completed questionnaires, and interviewed the households as necessary. The questionnaires were completed by household members aged 15 and over, or by the head of the household, and questions from the enumerators were also answered. If mayors of municipalities entrusted the work of enumerators to private research companies, these companies and their employees did the work instead.

In addition, in the EDs designated by the Bureau, households could fill in the questionnaires via an electronic information processing system, which connected the computer of the Bureau and their computers by telecommunication lines.

Survey items

The topics covered in the Employment Status Survey have been mostly the same on every occasion, except for slight changes to incorporate topics of current interest. In the 2007 Survey, the following topics were covered:

(a) Items related to household members aged 15 and over

[For all household members]

Name, sex, marital status, relationship to the head of your household, month and year of birth, educational status e.g. attending or having graduated from an educational institution, address of a year ago, usual labour force status, whether engaged in any training or self-development, type of training or self-development, and labour force status of the last week of September.

[For persons engaged in work]

a) Main job

Status in employment, type of employment at workplace, type of legal organization at workplace, name of workplace, whether starting a business for oneself, kind of business at workplace, kind of work, number of persons engaged in enterprise, days worked per year, regularity of work, working hours per week, income, whether wishing to change the present job or to have an additional job, whether wishing to extend working hours, etc., reason for wishing to change present job, status of job desired, whether seeking a job, when job taken up, reason for starting a job, labour force status of a year ago, and whether had a job.

b) Second job

Status in employment and kind of business at workplace.

c) Previous job

When left the previous job, reason for leaving the previous job, status in employment, type of employment at workplace, kind of business at workplace, kind of work, number of persons engaged in enterprise, duration engaged in work (months and years), relationship between present job or previous job and “first job”, timing of opening of “first job”, and status in employment and type of employment in “first job”.

[For persons not engaged in work]

a) Desire to work, etc.

Whether wishing to work, reason for wishing to work, kind of job desired, status of job desired, whether seeking a job, reason for not seeking a job, duration of seeking a job, intention to take up a job, reason for not wishing to work, labour force status a year ago, and whether had working experience.

b) Previous job

When left the previous job, reason for leaving the previous job, status in employment, type of employment at workplace, kind of business at workplace, kind of work, number of persons engaged in enterprise, and duration engaged in work (months and years), relationship between present job or previous job and “first job”, timing of opening of “first job”, and status in employment and type of employment in “first job”.

(b) Items related to households

Household members aged less than 15, household members aged 15 and over, type of household income sources, and annual income of household as a whole.

Tabulation

The Bureau entrusts tabulation to the National Statistics Center. The major tabulation points are as follows:

- General items related to the usual labour force status
- Items related to days worked per year and working hours per week
- Items related to industry and the number of persons engaged in enterprise
- Items related to occupation, status in employment and annual earnings
- Items related to the labour force status of the head of household and of household members

Publication

The results of the 2007 Survey were published in the following four volumes:

- Results for Japan January 2009
- Result of Prefectures January 2009
- Results for Ordinance-designated Cities January 2009
- Summary Table for Region January 2009
- Summary Results and Analyses of 2007 Employment Status Survey (Time series)
..... March 2009

Use of the survey results (Major examples)

- (a) Basic data for administrative policies and measures such as employment policies, tax policies and gender equality policies
- (b) Basic data for calculating macroeconomic figures such as Gross Domestic Expenditure
- (c) Basic data for studies on the problems of employment and unemployment at universities, research institutes, and other institutions

Website

<http://www.stat.go.jp/english/data/shugyou/index.htm>

3. Statistics on establishments and enterprises

Name	Cycle	Since	Size
Economic Census for Business Frame (F)		2009	all establishments
Economic Census for Business Activity (F)		2012	all establishments
Unincorporated Enterprise Survey (F)	Quarterly	1952	3,700 establishments
Survey of Research and Development (F)	Annual	1953	16,400 companies, research institutions, and universities and colleges
Monthly Survey on Service Industries (G)	Monthly	2008	39,000 establishments
Establishment and Enterprise Census ※	Quinquennial *	[1947-2006]	5,911,000 establishments (2006)
Survey on Service Industries ※	Quinquennial	[1989-2004]	430,000 establishments (2004)

(F) Fundamental Statistical Surveys, (G) General Statistical Surveys

※The Establishment and Enterprise Census and Survey on Service Industries are combined in the Economic Census

* Every three years until 1981. Since the 1996 Census, a simplified census has been conducted within three years of the quinquennial Census.

(1) Economic Census for Business Frame

Purpose

The objectives of the Economic Census for Business Frame are, by investigating the economic activity of establishments and enterprises, to identify the basic structure of establishments and enterprises (e.g. the number of persons engaged) in all industries on a national and regional level, and to obtain basic information for conducting various statistical surveys.

Short history

In Japan, the development of primary statistics which capture the entire picture of economic activity in one glance has been an urgent challenge for the government. Japan's previous industrial statistics had the following characteristics, so it had been inconvenient to utilize the statistical data and there were major limitations on the estimation of the GDP.

- (a) Industrial statistics were basically implemented by industries or by the relevant ministries.
- (b) The reference dates of surveys and survey cycles differed respectively for different surveys.
- (c) The concepts and definitions of the survey terms were not uniform among censuses and statistical surveys.

Under the above circumstances, in “Toward the Structural Reform of Official Statistics (June 10, 2005, Committee for Promotion to Develop Social and Economic Statistics, Cabinet Office)”, it was determined that “a census focusing on establishments and enterprises should be implemented in 2009, and another census focusing on accounting items should also be implemented in 2011 utilizing the information of the 2009 survey.” Also the “2005 Basic Policy on Economic and Fiscal Management and Structural Reform (June 21, 2005, Cabinet approval)” included a statement referring to the need to develop statistics corresponding to the changes of industrial structure, such as the Economic Census, which captures the entire picture of economic activity in one glance.

As a result, large-scale statistical surveys such as the Establishment and Enterprise Census [1947-2006] were merged, and it was decided to establish the Economic Census .

Census date

The 2009 Census was conducted as of July 1, 2009.

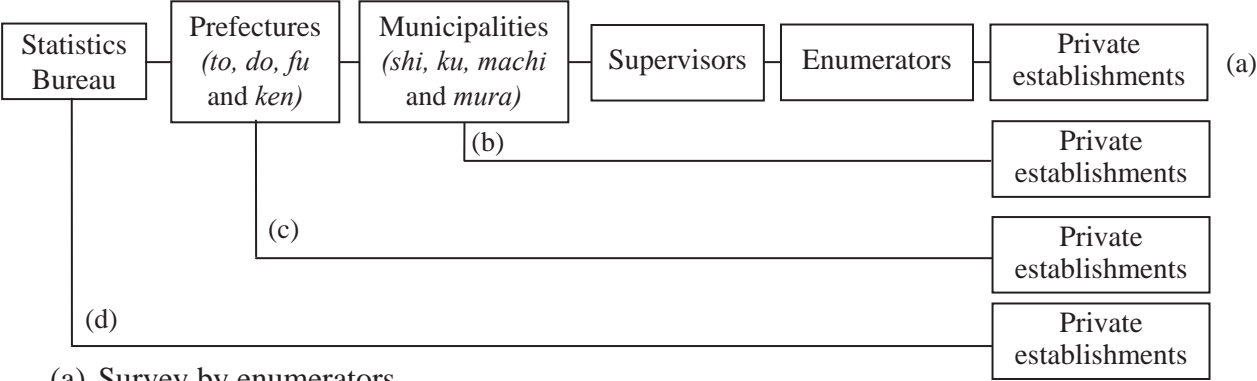
Coverage

All establishments and enterprises, excluding unincorporated establishments in agriculture, forestry, fisheries, domestic services, foreign governments or international agencies in Japan.

Census organization

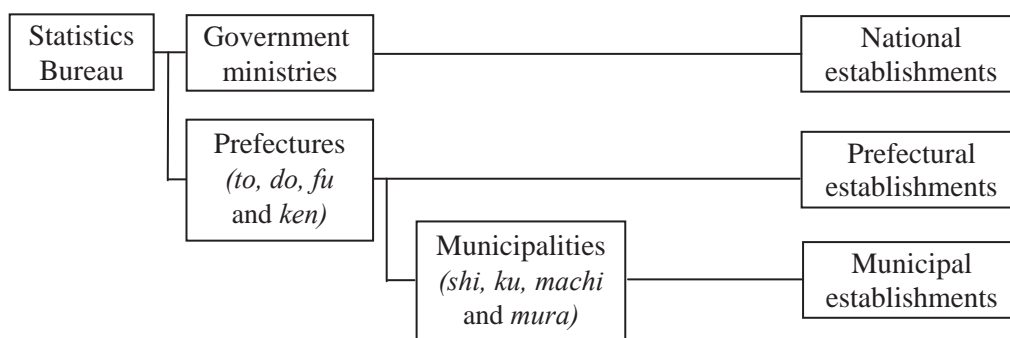
The 2009 Census consisted of Survey A, covering all private establishments and enterprises, and Survey B, covering all public establishments in both the central and local governments.

(1) Survey A (for private establishments and enterprises) was conducted through the following channels:



- (a) Survey by enumerators
- (b) Survey by municipalities
- (c) Survey by prefectures
- (d) Survey by the Bureau

(2) Survey B (for public establishments) is conducted through the following channels:



Survey methods

The method of the 2009 Census was divided into four types, i.e., surveys by enumerators, central government, by prefecture and municipalities, in accordance with the size of the establishments and enterprises surveyed.

Survey A (for private establishments)

1. Survey by enumerator

Enumerators visited each establishment, distributed Questionnaires, and collected them after they were filled in.

2. Survey by central government, prefecture or municipality

The establishment selected the method of response: via the Internet, or by mail back to the governments. Via the Internet, the central government (or prefecture or municipal authority) distributed Questionnaires (soft or hard copies), and collected them after they were filled in.

Survey B (for public establishments)

3. For municipal establishments, municipal mayors sent and collected questionnaires, whereas this was done by prefectural governors for prefectural establishments and the Minister for Internal Affairs and Communications for national establishments, through Ministers.

[Enumeration districts (EDs)]

The whole area of Japan is divided into enumeration districts (EDs) in order to achieve the following purposes: to clarify the area of which each enumerator is in charge, to avoid duplication in the compilation of statistics, and to obtain basic information for conducting various statistical surveys on establishments and enterprises.

In the Economic Census, the EDs are demarcated by the number of enterprises in units named “Cho” or “Aza” . Each ED includes around 50 enterprises. However, if a ED has more than 50 enterprises, the ED is divided into some parts.

The EDs were set up as of June 1, 2008, and after some revision, the EDs were finally demarcated as of July 1, 2009 when the Census was conducted.

Survey items

There were two types of Questionnaire, I and II, in the 2009 Census. Questionnaire I was for private establishments, and Questionnaire II was for public establishments. Each of which surveyed the following items;

(1) Questionnaire I (for private establishments)

(a) Items concerning establishments

- Name and telephone number
- Address
- Startup date
- Number of employees
- Type of business conducted
- Form of business conducted

(b) Items concerning enterprises

- Legal organization
- Amount of capital
- Ratio of foreign equity
- Timing (month) of the settlement of accounts
- Holding company or not
- Existence of parent company
- Name of parent company
- Address and telephone number of parent company
- Existence and number of subsidiaries
- Number of regular employees of whole enterprise
- Type of main business of whole enterprise
- Existence and number of branches

(2) Questionnaire II (for public establishments)

- Name
- Telephone number
- Address
- Number of persons engaged
- Type of operations
- Name, telephone number and address of entrustee

Tabulation

The Bureau entrusts tabulation to the National Statistics Center. The major tabulation points are as follows:

(a) Establishments

- Items related to industry
- Items related to number of employees
- Items related to startup date

(b) Incorporated Enterprises

- Items related to Industry
- Items related to type of organization
- Items related to capital

- Items related to ratio of foreign equity
- Items related to existence of parent company, subsidiaries
- Items related to number of regular employees

Publication

The publication schedule for the reports on the 2009 Census is as follows:

- Preliminary report -----June 2010
- Final report -----November 2010

Use of the survey results (Major examples)

- Basic data for administrative policies and measures such as economic policies, employment policies, environmental policies, and policies for medium and small size enterprises
- Basic data for calculating macroeconomic figures such as Gross Domestic Expenditure
- Provision of a sampling framework for various sample surveys on establishments and enterprises

Website

<http://www.stat.go.jp/english/data/jigyoku/index.htm>

(2) Unincorporated Enterprise Survey

Purpose

The Unincorporated Enterprise Survey aims at providing comprehensive data on the activities and the economic status of unincorporated enterprises in Japan. The survey is a valuable source of data on small enterprises because such data are scarce in Japan. The survey collects data on such enterprises on a quarterly basis.

Short history

This survey was first carried out in April 1952. Until July 1961, the survey was known as the Unincorporated Commercial and Manufacturing Enterprise Survey, as it covered only the manufacturing, wholesale and retail trade industries. In July 1961, some service industries were added to the coverage, and the survey was renamed the Unincorporated Enterprise Survey.

In April 2002, new questions such as those relating to business confidence and the age of proprietors were added to the survey items. The sample of unincorporated enterprises was also increased from around 3,000 to 4,000 to improve the accuracy of the survey results.

Survey date

There are two types of surveys: the Trend Survey and the Structural Survey.

The Trend Survey is conducted quarterly, i.e., for the periods April to June, July to September, October to December, and January to March. Sample enterprises are surveyed for

one year, divided into four rotation groups, each of which is exchanged quarterly with sliding spans of three months, because three quarters of all samples remain the same for the purpose of leveling shifts at the exchange of samples.

The Structural Survey is carried out for samples of the Trend Survey in January to March every year of the yearly status, as of the last day of the previous year.

Coverage

The survey covers about 4,000 unincorporated establishments in the following industries according to the Japan Standard Industrial Classification (Rev.11, March 2002):

Division F - Manufacturing

Division J - Wholesale and retail trade

Division M - Eating and drinking places, accommodation (excluding 712 bars, cabarets and night clubs, and 713 public houses and beer halls)

Division Q - Services, n.e.c. (only the following major groups)

82 Laundry, beauty, and bath services

83 Miscellaneous living-related and personal services (excluding 832 domestic services)

86 Automobile maintenance services

87 Machine, etc., repair services, except where otherwise classified

88 Goods rental and leasing

89 Advertising

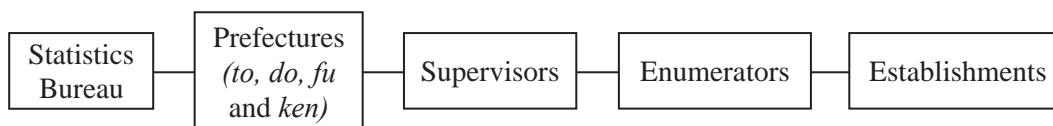
90 Miscellaneous business services

Sampling

The Unincorporated Enterprise Survey employs a three-stage stratified sampling method. The primary sampling unit is the municipality. Throughout Japan, 166 cities and 24 towns and villages are selected using a stratified sampling method. The secondary sampling unit is the unit area formed by combining several enumeration districts (EDs) of the Establishment and Enterprise Census [1947-2006] . From each sampled municipality, one unit area is selected randomly. The tertiary sampling unit is the establishment. Establishments are selected from the list of establishments prepared by the Establishment and Enterprise Census [1947-2006] . From each sampled unit area, 20 enterprises are selected in the case of cities, and 15 in the case of towns and villages. The overall sample size is around 4,000 enterprises.

Survey organization

The survey is conducted through the following channels:



Survey method

Enumerators distribute questionnaires to each unincorporated establishment selected by the Bureau, and subsequently collect completed questionnaires from the business proprietors or representatives of the business proprietor.

Survey items

(a) Trend Survey

[Business sentiment of the business proprietor]

- Operational status
- Sales
- Net operating profit
- Inventories of products, commodities, and primary materials
- Cash-flow
- Workforce in the current period

[Persons engaged]

- Number of persons engaged
- Salaries and wages

[Operating income and expense, etc.]

- Total of sales and purchases
- Inventories
- Operating expenses
- Investment in plant and machinery

(b) Structural Survey

[Type of operation]

- Commencement of business
- Operating days and hours
- Type of land and building ownership used for business purposes
- Affiliation with chain organizations
- Tax return type

[Business proprietor]

- Ages of business proprietor
- Whether or not a successor has been found to take over the business

[Operating income and expense, etc.]

- Sales and purchases
- Inventories
- Operating expenses
- Investment in plant and machinery

[Persons engaged]

- Number of persons engaged, and their salaries or wages
- Hiring and employment separation

[Use of personal computers]

[Problems in managing business]

[Management policy]

- Developing your business in future
- Plans for incorporating enterprise

[Assets and liabilities for business]

Tabulation

The Bureau entrusts tabulation to the National Statistics Center. The main results in the tables are the following:

- (a) Trend Survey
 - Operational status
 - Sales
 - Net operating profit
 - Investment in plant and machinery
- (b) Structural Survey
 - Assets and liabilities for businesses
 - Age groups of business proprietors
 - Net operating profit
 - Existence or otherwise of a successor

Publication

The results of the Trend Survey are officially announced twice, firstly for the provisional version and secondly for the final version of the two months after completion of each survey period, while those of the Structural Survey are released in July of the year after the survey year.

The results of the Trend Survey are published in the “Quarterly Report on the Unincorporated Enterprise Survey (Trend Survey)” and the “Annual Report on the Unincorporated Enterprise Survey (Trend Survey)”, while those of the Structural Survey are published in the “Report on the Unincorporated Enterprise Survey (Structural Survey).”

Use of the survey results (Major examples)

- (a) Basic data for administrative policies and measures related to small-sized enterprises
- (b) Basic data for calculating macroeconomic figures such as Quarterly Estimates (QE) of the GDP
- (c) Basic data for academic research, such as economic analysis and projection

Website

<http://www.stat.go.jp/english/data/kojinke/index.htm>

(3) Survey of Research and Development

Purpose

This survey is designed to provide the basic materials for promoting science and technology in Japan by studying research and development (R&D) activities currently carried out here. The data collected include the number of persons employed in R&D and expenditure on R&D.

Short history

The survey was initiated in August 1953 as the Basic Statistical Survey of Research Institutions, and renamed the Survey of Research and Development in March 1960 following a major revision of the survey method.

Coverage of this survey was extended to include all companies with a capital of one million yen or more (including public corporations), with the exception of a few industries. The statistical unit for reporting R&D activities was changed from R&D establishments to business enterprises, with or without R&D divisions.

Later, starting with the 1995 Survey, the survey excluded all companies with a capital of less than ten million yen with exceptions in a few industries.

Starting with the 2002 Survey, the survey was extensively revised, including an expansion of the industries covered, changes in sampling, and changes in survey items. The purpose was to make the survey compatible with changes in the R&D environment in recent years, such as advances in activities conducted in non-manufacturing industries, and the globalization of R&D activities by businesses.

Reference date and period

The survey is conducted every year. The date of the survey is March 31 for data on personnel and capital. For data on sales including R&D expenditures, the reference period is the fiscal year ending on the latest settling day prior to March 31.

Coverage

The survey covers business enterprises, non-profit institutions and public organizations, and universities and colleges. The statistical units are the following:

- (a) Business enterprises
Enterprises
- (b) Non-profit institutions and public organizations
Organizations
- (c) Universities and Colleges

The universities and colleges include: faculties of universities and facilities (including postgraduate courses), junior colleges, technical colleges, and research institutes attached to universities, Inter-university Research Institute Corporations, and the Institute of National Colleges of Technology.

Sampling

The survey covers approximately 14,000 business enterprises, 1,000 non-profit institutions and public organizations, and 3,000 universities and colleges, for a total of approximately 18,000. These are selected according to the following criteria:

- (a) The business enterprises are divided into 8×40 strata based on yes/no responses relating to

research activities (as determined through the previous survey), capital (8 classes), and industries (40 categories) on the basis of the results of the 2006 Establishment and Enterprise Census and the previous survey. The prescribed number of business enterprises is selected from each stratum.

- (b) The non-profit institutions and public organizations are surveyed using a list prepared based on reports from central and local governments.
- (c) All universities and colleges in Japan were surveyed using the list compiled with materials from the Ministry of Education, Culture, Sports, Science and Technology.

Survey method

Questionnaires are mailed to three respondents for business enterprises, non-profit institutions and public organizations, and universities and colleges, through a company entrusted by the Bureau. The completed questionnaires are returned directly to the Bureau by mail or via the Internet. Collection by Internet has been offered since the 2003 survey.

Survey items

The survey items are enumerated using three questionnaires: Questionnaire A for business enterprises, Questionnaire B for non-profit institutions and public organizations, and Questionnaire C for universities and colleges. Among business enterprises, Questionnaire A-I is used for those with a capital of 100 million yen or more and special corporations, and Questionnaire A-II is used for those with a capital of less than 100 million yen.

- (a) Questionnaires A-I and A-II
 - Name
 - Location
 - Present status of the business enterprise
 - Total number of persons employed
 - Capital
 - Sales
 - Net operating profits
 - International exchange of technology
 - “Yes” or “No” on R&D activities
 - Names of research laboratories, research divisions, sections, etc., of the company
 - Number of persons employed in R&D (researchers, assistant research workers, technicians, clerical and other supporting personnel, and researchers with PhDs)
 - Number of researchers having joined or left the business enterprise
 - Number of researchers by specialty (19 specialties)
 - Intramural expenditure on R&D, including labour costs, materials, expenditure on tangible fixed assets, lease fees, other expenses, and depreciation of tangible fixed assets
 - Expenditure on R&D by type of activity (basic research, applied research, development)
 - Expenditure on R&D by product and service field (31 categories) (Questionnaire A-I only)
 - Expenditure on R&D by selected objective (life sciences, information technology, environmental science and technology, materials, nanotechnology, energy, space exploration, and oceanology) (Questionnaire A-I only)
 - R&D funds received from central and local governments, special corporations and incorporated administrative agencies, companies, private universities, nonprofit organizations, and overseas institutions
 - R&D funds paid out to central and local governments, special corporations and incorporated administrative agencies, companies, private universities, nonprofit organizations, and overseas institutions

(b) Questionnaires B and C

- Name
- Location
- “Yes” or “No” on R&D activities (Questionnaire B only)
- Total number of persons employed (Questionnaire B only)
- Total expenditure
- Description of main operations and R&D activities (Questionnaire B only)
- Type of university or college (faculty of university, junior college, technical college, research institute attached to university, Inter-university Research Institute Corporation and the Institute of National Colleges of Technology, or other) (Questionnaire C only)
- Field of Science of the main R&D activity (11 categories) (Questionnaire B only)
- Names and locations of branches
- Field of Science of the main R&D activity (12 categories) (Questionnaire C only)
- Number of persons employed in R&D (same as in Questionnaire A)
- Number of persons employed in R&D (regular researchers including teachers, doctor course students, medical staff and others, external non-regular researchers, assistant research workers, technicians, and clerical and other supporting personnel), and non-R&D personnel (Questionnaire C only)
- Number of researchers having joined or left the organization (institution)
- Number of researchers by specialty (24 specialties) (Questionnaire B only)
- Number of regular researchers by specialty (42 specialties) (Questionnaire C only)
- Intramural expenditure on R&D including labour costs, materials, expenditure on tangible fixed assets, lease fees, and other expenses
- Expenditure on R&D by type of activity (same as in Questionnaire A-I)
- Expenditure on R&D by selected objective (same as in Questionnaire A-I)
- R&D funds received (same as in Questionnaire A-I)
- R&D funds paid out (same as in Questionnaire A-I)

Tabulation

The Bureau entrusts tabulation to the National Statistics Center. The major tabulation points are as follows:

- Items related to expenditure on R&D
- Items related to the number of persons employed in R&D
- Items related to the international exchange of technology

Publication

The Bureau released the 2008 Survey Results on December 18, 2008.

Use of the survey results (Major examples)

- (a) Basic data for administrative policies and measures such as the Priority Policy Program
- (b) Basic data for White Papers released by government such as that on Science and Technology
- (c) Basic data for calculating macroeconomic figures such as the Gross Domestic Product
- (d) Basic data in OECD publications for international comparisons
- (e) Basic data for academic research, such as economic analysis and projection

Website

<http://www.stat.go.jp/english/data/kagaku/index.htm>

(4) Monthly Survey on Service Industries

Purpose

The main purpose of the survey is to provide the best possible monthly estimates of turnovers and employees for service industries, and to enhance the accuracy of economic indicators such as Quarterly Estimates (QE) of the GDP.

Short history

Over the last several decades, the share of the service industries in the Japanese economy has steadily risen to exceed 70 percent in 2006 in terms of both GDP and employment. But there has been no single survey covering the sector comprehensively, although there have been some surveys covering only some parts of the sector. As a result, there have been criticisms that statistics on service industries are insufficient and improvements are needed in this regard. To meet the increasing needs for statistics for service industries, a new survey was initiated in July 2008.

Reference date and period

- (a) Number of persons engaged in establishments
At the end of the reference month
- (b) Turnovers
For the reference month

Coverage

The Survey covered establishments of which the main industry is classified in the following groups of the Japan Standard Industrial Classification (Rev.12, November 2007):

- Division G - Information and Communications
- Division H - Transport and postal activities
- Division K - Real estate, and goods rental and leasing
- Division L - Scientific research, professional and technical services
- Division M - Accommodation, eating and drinking services
- Division N - Living- related and personal services and amusement services
- Division O - Education, learning support
- Division P - Medical, healthcare, and welfare
- Division R - Services, n.e.c.

Sampling

The sample size of the survey was about 39,000 establishments in service industries. About 29,000 establishments with 10 or more employees are selected according to the stratified

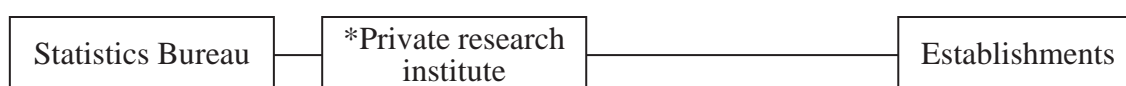
random sampling by industry and employment size, while about 10,000 establishments with less than 10 employees are selected according to random sampling by industry.

The sample establishments are surveyed for two consecutive years, divided into two one-year-slide rotation groups, each of which is exchanged on January every other year, because half of all samples remain the same for the purpose of leveling shifts at the exchange of samples.

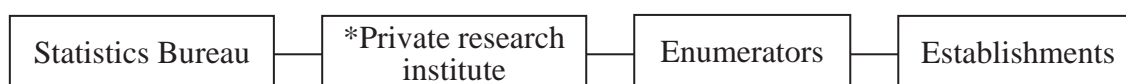
Survey organization

The Bureau entrusts the implementation of the survey to a private research institute. The survey was conducted through the following channels:

- (a) Establishments with 10 or more employees (by mail)



- (b) Establishments with less than 10 employees (by interview)



Survey method

About 39,000 establishments in service industries are asked to complete questionnaires every month.

The survey method differs depending on the employment size of the establishment.

- (1) For establishments with 10 or more employees (about 29,000 establishments), questionnaires are sent by mail, and the establishments are asked to send them back by mail.
- (2) For establishments with less than 10 employees (about 10,000 establishments), enumerators deliver the questionnaires, and they revisit the establishments to collect the filled questionnaires.

* The format of the questionnaire is hard copy, but it can be modified into a web-based questionnaire at the request of respondents.

Survey items

There are two types of questionnaire in the Survey: “Questionnaire for the first month” and “Monthly questionnaire”. A “Questionnaire for the first month” is used at the beginning of the survey, while a “Monthly questionnaire” is used from the second month.

- (a) Questionnaire for the first month
- Types of legal organizations and amounts of capital
 - Categories of main business activities of establishments
 - Turnover

- Number of persons in terms of employment status at the end of the month

(b) Monthly questionnaire

- Turnover
- Number of persons in terms of employment status at the end of the month

Tabulation

The Bureau entrusts tabulation to the National Statistics Center.

Publication

The survey results will be released two months after the survey month from October 2009, when annual changes with complete samples can be calculated.

The results will be published on reports and shown on the Bureau website.

Use of the survey results (Major examples)

Basic data for economic indicators such as Quarterly Estimates (QE) of GDP

Website

<http://www.stat.go.jp/english/data/mssi/index.htm>

(5) Establishment and Enterprise Census [1947-2006]

Purpose

The Establishment and Enterprise Census aimed to collect fundamental data on establishments and enterprises, such as geographical distribution, industrial characteristics, and the number of persons employed. The Establishment and Enterprise Census was one of the most important data sources for economic policy planning and regional analyses. It also provided a directory of establishments and enterprises which was used as a sample frame for various sample surveys on establishments and enterprises.

Short history

The Establishment Census was conducted for the first time in 1947. After the second census in 1948, it was conducted every three years until 1981. Since then, it was conducted every five years until 2006. In the 1996 Census, to keep up with trends among enterprises engaging in more international and diversified activities, new survey items were added, and the name of the census was also changed from the Establishment Census to the Establishment and Enterprise Census. The Survey terminated in 2006, because of initiating the Economic Census covering all industries.

Census date

The census date was generally October 1, but there had been several exceptions due to particular circumstances in census years.

Coverage

The 2006 Establishment and Enterprise Census covered all establishments and enterprises in Japan as of the census date. An establishment was defined in principle as a business unit based at one site under a single management. If a management operated businesses at different sites, the business unit at each site was regarded as an establishment. If two or more managements operated a business at one site, the business unit of each management was regarded as an establishment. There were, however, exceptions for some industries due to their particular operational methods. An enterprise in this Census was a joint stock company, a limited or unlimited partnership company, a limited liability company, or a mutual insurance company, as defined in terms of legal organizational status.

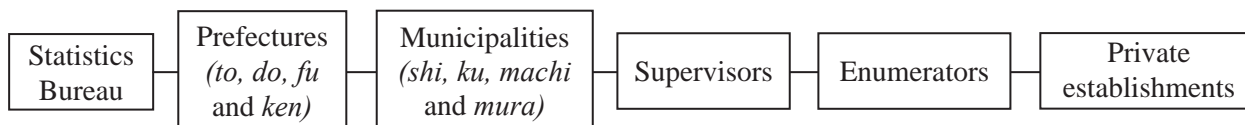
The following types of establishments and enterprises were excluded from the 2006 Establishment and Enterprise Census:

- (a) Individual proprietor establishments in A-Agriculture, B-Forestry, and C-Fisheries, and establishments of 832-Domestic services and 94-Foreign governments and international agencies in Japan in Q-Services, n.e.c. according to the Japan Standard Industrial Classification rev. 11
- (b) Establishments located in the premises of institutions requiring entrance fees, such as vendors in theaters, recreational grounds, sports stadiums, and stations (Note that independently managed establishments in amusement parks are part of the survey)
- (c) Individual proprietor establishments operating on commission (e.g. part-time home-businesses) using no particular business equipment
- (d) Establishments where the persons engaged do not receive income from the business
- (e) Establishments that were closed temporarily or not in operation, and engaged no persons
- (f) Seasonal establishments not in operation on the date the census was taken

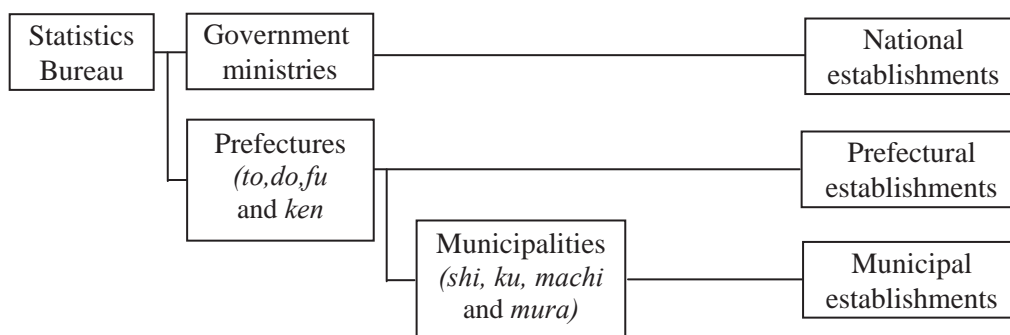
Survey organization

The 2006 Establishment and Enterprise Census consisted of Survey A, covering all private establishments and enterprises, and Survey B, covering all public establishments in both the central and local governments.

(a) Survey A (for private establishments and enterprises) was conducted through the following channels:



(b) Survey B (for public establishments) was conducted through the following channels:



Survey methods

(a) Survey A

Enumerators visited establishments in the enumeration districts (EDs) to which they were assigned, and asked the respondents to complete the questionnaire for Survey A. In addition, to supplement and maintain the results of Survey A, a simplified census was conducted within three years of the Establishment and Enterprise Census.

(b) Survey B

As for establishments surveyed by municipalities, municipal mayors sent and collected the questionnaire, while for establishments surveyed by prefectures, prefectural governors sent and collected the questionnaire. As for establishments surveyed by the Bureau, the Minister for Internal Affairs and Communications sent and collected the questionnaire.

[Enumeration districts (EDs)]

The whole area of Japan was divided into EDs, which were accurately mapped and which were set up in the 1972 Census. Subsequently, the EDs have been partially amended in consecutive censuses to incorporate changes. However, the number of establishments in EDs became distorted to such an extent that the Census was adversely affected. Therefore, all the EDs were revised for the 1996 Census as of March 1, 1996. This revision aimed to restore the balance among EDs in terms of the number of establishments, with each ED having around 30 establishments, providing clear boundaries for EDs, and facilitating statistical links between the Population Census, and the Establishment and Enterprise Census. In the 2006 Census, the EDs were set up by amending the EDs for the 2001 Establishment and Enterprise Census.

These EDs provided a basis for census-taking, not only for the Establishment and Enterprise Census, but also for the Census of Commerce and the Census of Manufacturers conducted by the Ministry of Economy, Trade and Industry. The EDs also had many uses in the execution of statistical surveys - in particular, they provided basic area units for compiling small-area statistics, and served as the basic sampling frame for various sample surveys on establishments.

Survey items

The survey items investigated through the Establishment and Enterprise Census were limited to the most fundamental, and have remained basically unaltered in consecutive censuses, although some changes had been incorporated to meet new demands from statistics users. The items covered by the 2006 Census were as follows:

- (a) For all private establishments
 - Name and telephone number
 - Location
 - Legal organization
 - Head or branch office, name and location of head office
 - Establishment startup date
 - Number of employees
 - Type and form of business conducted at the establishment
- (b) For single unit or head establishments of companies
 - Year and month of incorporation for registration purposes
 - Capital and ratio of foreign equity
 - Parent company or subsidiary, name and location of parent company
 - Company merger and separation on or after October 2, 2001
 - Electronic commerce
 - Number of branch offices
 - Number of regular employees of entire company
 - Type of business activity conducted by entire company

Tabulation

The process of tabulation for the Establishment and Enterprise Census differed from that for other surveys of the Bureau. In other surveys, coding and data inputting were done at the National Statistics Center; however, for the Establishment and Enterprise Census, industries were coded at the municipal level, and data were input at the prefectural level. The statistics divisions of the prefectures then submitted their individual records on establishments to the Center on magnetic tape. The Center was responsible for tabulating the returns of the Census and the Bureau for release and publication.

The major tabulation points of 2006 Census were as follows:

- (a) Establishments
 - Items related to industry
 - Items related to number of employees
 - Items related to type of legal organization
 - Items related to head or branch office
 - Items related to startup date
 - Items related to type of establishment
- (b) Incorporated Enterprises
 - Items related to industry
 - Items related to number of regular employees
 - Items related to date of establishments
 - Items related to ratio of foreign equity
 - Items related to parent company, subsidiaries and affiliated companies
 - Items related to engagements in electronic commerce

Publication

The major results for the 2006 Census were published as follows:

- Interim Report..... July 2007
- Results of establishments and enterprises for prefectures.....October-December 2007
- Results of establishments for Japan..... December 2007
- Results of incorporated enterprises for Japan..... December 2007
- Results of incorporated enterprise for Japan - Single-unit establishments and head establishments matched with domestic branches by name..... June 2008

Use of the survey results (Major examples)

- (a) Basic data for administrative policies and measures such as economic policies, employment policies, environmental policies, and policies for medium and small size enterprises
- (b) Basic data for calculating macroeconomic figures such as Gross Domestic Expenditure
- (c) Provision of a sampling framework for various sample surveys on establishments and enterprises

Website

<http://www.stat.go.jp/english/data/jigyuu/index.htm>

(6) Survey on Service Industries [1989-2004]

Purpose

The purpose of the Survey on Service Industries provided data on the distribution and structure of establishments engaged in service industries.

Short history

The Survey on Service Industries had been conducted every five years from 1989 to 2004. The Survey was terminated in 2009 because of initiating the Economic Census covering all industries.

Survey date

The last survey was conducted on June 1, 2004.

Coverage

The 2004 Survey covered industries classified in the groups of the Japan Standard Industrial Classification (Rev11, March 2002), as follows:

Division H - Information and communications

41 Video pictures, sound information, character information production and distribution (including only the following minor group)

415 Services incidental to video pictures, sound information, character information production and distribution

Division L - Real estate

69 Real estate lessors and managers

Division M - Eating and drinking places, accommodation

70 General eating and drinking places

72 Accommodation

Division N - Medical, health care, and welfare

73 Medical and other health services (including only the following minor groups)

734 Maternity clinics and nursing

735 Other health practitioners

736 Services incidental to medical care

74 Public health and hygiene

75 Social insurance and social welfare

Division O - Education, learning support

77 Miscellaneous education, learning support

Division P - Compound services

79 Cooperative associations, n.e.c.

Division Q - Services, n.e.c.

80 Professional services, n.e.c.

81 Scientific and development research institutes

82 Laundry, beauty, and bath services

83 Miscellaneous living-related and personal services (excluding 832 Domestic services)

84 Services for amusement and hobbies

85 Waste disposal business

86 Automobile maintenance services

87 Machine, etc., repair services, except where otherwise classified

88 Goods rental and leasing

89 Advertising

90 Miscellaneous business services

91 Political, business, and cultural organizations

92 Religion

93 Miscellaneous services

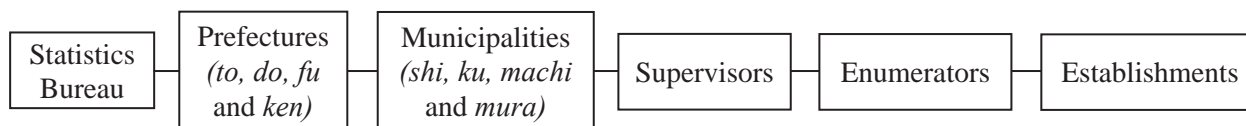
Sampling

The sample size of the 2004 Survey was around 430,000 establishments. These establishments were selected according to the following criteria:

- (a) All establishments engaging 30 or more persons at the time of the 2001 Establishment and Enterprise Census
- (b) New establishments engaging 30 or more persons, and established after the 2001 Establishment and Enterprise Census in designated enumeration districts sampled at a ratio of 1:6
- (c) Establishments engaging fewer than 30 persons at the time of the 2001 Establishment and Enterprise Census, and sampled using a proportionate systematic sampling method for prefectures and minor industrial groups

Survey organization

The 2004 Survey was conducted through the following channels:



Survey method

The enumeration of the 2004 Survey was completed in such a manner that the enumerators delivered questionnaires to the establishments in their respective designated areas, and collected the questionnaires, which were filled out by the designated persons of the establishments.

Survey items

The items covered by the 2004 Survey were as follows:

- Name and telephone number
- Location
- Legal organization
- Head or branch office
- Establishment startup date
- Number of persons engaged in the establishment
- Business activities of the establishment
- Capital
- Type of opening
- Income (annual)
- Ratio of incomes by business or activity
- Ratio of incomes by other parties
- Expenses (annual)
- Wages and salaries (annual)
- Equipment investment (annual) (Excluding expenses for acquiring land)

Tabulation

The Bureau entrusted tabulation to the National Statistics Center.

The major statistical tables of the 2004 Survey were as follows:

- Number of establishments
- Number of persons engaged
- Income
- Expenses
- Equipment investment

The results of the 2004 Survey were estimated by a ratio estimate using the number of establishments in the 2004 Establishment and Enterprise Census according to the prefecture, the minor industry group, and the type of legal organization as benchmarks.

Publication

The results of the 2004 Survey were published in the following volumes:

- Japan March 2006
- Regional March 2006
- Summary Report 2006

Use of the survey results (Major examples)

- (a) Basic data for calculating local consumption tax
- (b) Basic data for administrative policies and measures, such as industrial development policies and labour policies, as well as private sector use
- (c) Basic data for Input - Output Tables

Website

<http://www.stat.go.jp/english/data/service/index.htm>

4. Household income and expenditure, and price statistics

The Bureau conducts five sample surveys on household income and expenditure, and prices.

- Family Income and Expenditure Survey (monthly)
- National Survey of Family Income and Expenditure (quinquennial)
- Survey of Household Economy (monthly)
- Retail Price Survey (monthly)
- National Survey of Prices (quinquennial)

The Consumer Price Index is also compiled using the results of the Retail Price Survey and the results of the Family Income and Expenditure Survey as weights. The five surveys and the Consumer Price Index are outlined below.

Name	Cycle	Since	Size
(Family budgets)			
Family Income and Expenditure Survey (F)	Monthly	1946	9,000 households
National Survey of Family Income and Expenditure (F)	Quinquennial	1959	57,000 households (2009)
Survey of Household Economy (G)	Monthly	2001	30,000 households
(Prices)			
Retail Price Survey (F)	Monthly	1950	30,000 stores and establishments (price) 23,000 households (house rent)
National Survey of Prices (F)	Quinquennial	1967	205,000 stores and establishments (2007)
Consumer Price Index (P)	Monthly	1946	-

(F) Fundamental Statistical Surveys (G) General Statistical Surveys (P) Processed statistics

(1) Family Income and Expenditure Survey

Purpose

The Family Income and Expenditure Survey (FIES) aims to provide comprehensive data on the income and expenditure of households every month.

Short history

The first Family Budget Survey was conducted in 1926. As a regular survey, it was conducted annually from 1931 to 1943.

After a break during World War II, the Consumer Price Survey (CPS) was introduced in 1946 to collect monthly data on expenditure and item-by-item purchases, as well as purchase prices. Because this survey covered only the outflow of money in the household economy and lacked data on income, the Family Income Survey (FIS) was introduced in 1948; in this, income data was surveyed alone, independently of the CPS.

In 1950, the CPS and the FIS were combined into a single survey known as the Family Income and Expenditure Survey (FIES). This was the origin of the present survey, but it still only covered urban areas with a sample of around 4,200 households selected from 28 major cities. In 1962, the sample was expanded to cover the whole country, with a sample of around 8,000 households from 168 sample municipalities. In 2002, one-person households, which had been independently surveyed by the Income and Expenditure Survey for One-person Households from 1995 until 2001, were incorporated into the FIES, and a survey of savings and liabilities was introduced (only for households of two-or-more-persons). The sample of the FIES has consequently been enlarged to around 9,000 households.

Reference date and period

This survey on daily income and expenditure is carried out for six months for households of two or more persons. For one-person households, however, the survey is conducted for three months. The survey on yearly income refers to the last one year from the first survey month, and the survey on savings and liabilities refers to the first day of the third survey month.

Coverage

The survey unit includes nationwide households in Japan, except one-person student households. The following households are, however, excluded as inappropriate:

- (a) Households which manage restaurants, hotels, boarding houses or dormitories, sharing their dwellings
- (b) Households which serve meals to boarders, even though not managing boarding houses as an occupation
- (c) Households with 4 or more live-in employees
- (d) Households whose heads are absent for long periods (three months or more)
- (e) Foreigner households

Sampling

The sample universe of the FIES is all households in Japan. The number of households involved was estimated at around 48 million as of 2005.

The survey employs a three-stage stratified sampling method. The sampling units at the three stages are municipalities, unit areas consisting of two neighboring enumeration districts (EDs) of the Population Census, and households.

First selected are 168 municipalities. Subsequently, the following numbers of unit areas are selected for each municipality, according to the size of the municipality:

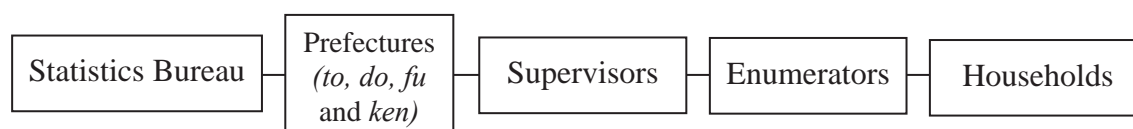
- Cities with prefectural governments: 16
- Cities of Kawasaki, Hamamatsu, Sakai, and Kitakyushu: 16
- Medium-sized cities (cities with populations of 150,000 or more): 6
- Small cities A (cities with populations of 50,000 or more): 4
- Small cities B (cities with populations of less than 50,000), towns and villages: 2

For the *Ku*-areas of Tokyo, and the cities of Yokohama, Nagoya, Osaka, and Naha, larger numbers are allocated.

Thirdly, in each sample unit area, six households are selected randomly from among households of two-or-more-persons, and one household from among one-person households. Households of two-or-more-persons are surveyed for six months, and one-person households for three months. The overall sample size is around 9,000 households.

Survey organization

The FIES is conducted through the following channels:



Survey method

In the FIES, the sample households are asked to record all receipts and disbursements in a family account book given to the households by the enumerators (the sample households of individual proprietors, corporative administrators, and professional service operators are not required to report receipts). For purchases of items such as food and household durable goods, the quantity of each purchase is also recorded. Also a Household Schedule is completed by enumerators through interviews of households, and households are requested to report their yearly income. In addition, all households of two or more persons are asked to report on savings and liabilities as of the first day of the third survey month.

Survey items

The following Items are surveyed:

- (a) Household Schedule
 - Number of household members
 - Occupation and industry of earners
 - Type of dwelling, etc.
- (b) Family Account Book
 - Daily income and expenditure
- (c) Yearly Income Schedule
 - Amounts of yearly income and their breakdown
- (d) Saving Schedule
 - Amounts of savings and liabilities
 - Plans to purchase house or land

Tabulation

The Bureau entrusts tabulation to the National Statistics Center.

Receipts and disbursements are then summarized according to the classification system adopted for the survey. Data on income, expenditure, and quantity of purchases are tabulated in

the form of average figures per household per month.

The results are tabulated as statistics for the following household characteristics:

- Level of annual income
- Level of regular wages and salaries
- Number of household members
- Age group of household head
- Occupation of household head
- Industry of enterprise in which household head is employed
- Size of enterprise in which household head is employed
- Family composition
- Tenure of dwelling

Publication

Preliminary reports on the income and expenditure of households of two or more persons are published monthly at the end of the month following the survey, and reported at a Cabinet Meeting. Detailed monthly results are published as the “Monthly Report on the Family Income and Expenditure Survey”.

Preliminary reports on one-person households and total households (aggregates of two-or-more-person households and one-person households) are published quarterly around one and a half months after the survey month.

The results for the savings and liabilities of households of two-or-more-persons are also published quarterly five months after the survey month.

Annual average figures are published in the “Annual Report on the Family Income and Expenditure Survey”.

Use of the survey results (Major examples)

- (a) Indicators of national economic and business trends
- (b) Basic data for administrative policies and measures such as tax policies, social welfare plans, community organization plans, and agricultural measures
- (c) Basic data for calculating macroeconomic figures such as Gross Domestic Expenditure and the Consumer Price Index
- (d) Basic data for a variety of purposes, such as econometric analysis and market research

Website

<http://www.stat.go.jp/english/data/kakei/index.htm>

(2) National Survey of Family Income and Expenditure

Purpose

The National Survey of Family Income and Expenditure (NSFIE) is a large-scale quinquennial sample survey. It aims to collect comprehensive data on income, expenditure,

savings, loans, major durable goods owned, and the status of dwellings, houses and land owned, and to compile such data on a regional as well as a nationwide basis.

[Comparison with the Family Income and Expenditure Survey]

There is a similar series entitled the monthly Family Income and Expenditure Survey, but its main object is to reveal trends in average family income and expenditure over time for nationwide households. Since the sample size is as small as about 9,000 families, the monthly survey is not appropriate for making detailed cross section analyses. On the other hand, the present NSFIE is designed to sample about 57,000 households (including 4,400 one-person households), hence enabling detailed analyses according to various household characteristics such as by income group, household age group, etc., and according to geographical areas such as by region, prefecture etc., which are beyond the scope of the monthly survey.

Short history

It has been conducted every five years since 1959. The 11th survey is being conducted in 2009.

Reference period

This survey is carried out in September, October, and November. For one-person households, however, the survey is conducted in October and November, while the survey on pocket money for household members aged 18 or over is carried out for one month during the survey period. The survey on major durable goods owned refers to October 31, and the survey on savings and loans refers to November 30. The following explanation is based on the method used for the 2009 Survey.

Coverage

It employs a sample of around 52,400 households with two-or-more-persons, and 4,400 one-person households.

The sample universe of the survey comprises all households residing in Japan; however, the following types of household are excluded:

- (a) For households with two-or-more-persons
 - Households operating eating-places, lodging places, or boarding houses in the dwelling units where they live
 - Households with four or more employees living together
 - Households of foreigners

- (b) For one-person households
 - Households of persons less than 15 years old
 - Households operating eating-places, lodging places, or boarding houses in the dwelling units where they live
 - Households with one or more employees living together
 - Households of foreigners
 - Students
 - Institutional households

Sampling

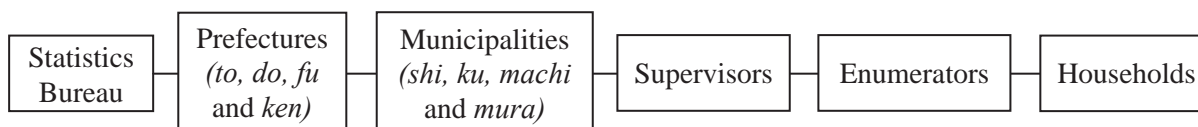
The sampling method for the NSFIE has been basically the same since its inception. The sampling is carried out separately for households with two-or-more-persons and for one-person households.

For households with two-or-more-persons, the sampling method is a combination of two-and three-stage stratified sampling. For urban areas (cities), all 784 cities are surveyed, and a two-stage sampling method is applied, the primary sampling unit being unit areas consisting of two enumeration districts of the Population Census, and the secondary sampling unit being households. From each unit area, 12 households are selected at random. At least 24 sample households are allocated to each city. For non-urban areas (towns and villages), a three-stage sampling method is applied. Out of all 998 towns and villages in Japan, 219 are selected by stratified sampling. Subsequently, for the sample towns and villages, a two-stage sampling method is applied to select households in the same way as for urban areas. The total number of sampled households for the 2009 Survey is 52,400, which gives a sampling ratio of around 1:600.

For one-person households, sample households are selected randomly from the same sample unit areas as households with two-or-more-persons. The total sample for one-person households is 4,402 for the whole country.

Survey organization

The 2009 NSFIE is conducted through the following channels:



Survey method

In this survey, the sample households are asked to record all receipts and disbursements in a family account book given to the households by the enumerators. Family account books consist of two types: “Family Account Book A” and “Family Account Book B”, the former for entering income and expenditures, and the latter for the type of outlets for purchasing goods in addition to income and expenditure. The survey will be conducted by “Family Account Book A” in September and October, and “Family Account Book B” in November. The “Durable Goods Questionnaire” will be completed by survey households at the end of October and collected by enumerators, while the “Yearly Income and Savings Questionnaire” will be completed by survey households at the end of November. Survey households are also asked to complete the “Household Questionnaire” on September 1 for two-or-more-person households and on October 1 for one-person households, which will be collected by enumerators. In addition, in the EDs designated by the Bureau, households are able to fill in the questionnaires via an electronic information processing system, which connects the computer of the Bureau and their computers by telecommunication lines.

Survey items

The following items are surveyed:

- (a) Family Account Book
 - Amounts of receipts or disbursements by item
 - Outlets for purchasing goods (excluding charges for services)
- (b) Yearly Income and Savings Questionnaire
 - Yearly income and type
 - Balance of deposits and life insurance
 - Premiums paid and current values of stocks, trusts and shares
- (c) Durable Goods Questionnaire
 - Volume of ownership of about 40 major durable goods, including furniture, coolers and heaters, household equipment, reading and hobby-related equipment, and motor vehicles
 - Time of acquisition for about 20 of these items
 - Balances of monthly and yearly installments, for purchases of dwelling houses and land, construction, reconstruction and extensions of buildings, and other items
- (d) Pocket Money Book
 - Pocket money and its use
- (e) Households Questionnaire
 - Name
 - Relationship to the head of the household
 - Sex
 - Age
 - Whether working or not
 - Industry and occupation
 - School
 - Reason for the absence of family members not in the household
 - Whether the households have elderly accredited as persons in need of nursing or not
 - Places of residence of the children of the heads of households
 - Total floor space, type of building, ownership status, facilities, presence or absence of land revenue, area of land, year of construction and year of entry
 - Housing and housing lots other than the present residence

Tabulation

The Bureau entrusts tabulation to the National Statistics Center.

Publication

The results of the 2009 Survey will be published in consecutive provisional reports by July 2010, followed by the final reports below:

- Income and Expenditures
- Expenditure on Commodities
- Places of Purchasing

- Major Durable Goods, Savings, and Liabilities
- Distribution of Households
- Specific Household Groups
- Households with Aged Persons
- Family Assets
- Reference Material

Use of the survey results (Major examples)

- (a) Basic data for administrative policies and measures such as pension plans, tax policy and social welfare plans
- (b) Basic data for elucidating and comprehensively analyzing the status of consumer households in terms of trends and ownership, and identifying differences among consumer households
- (c) Basic data for calculating macroeconomic figures such as Gross Domestic Expenditure

Website

<http://www.stat.go.jp/english/data/zensho/index.htm>

(3) Survey of Household Economy

Purpose

The Survey of Household Economy (SHE), which was launched in October 2001, investigates purchases of expensive and infrequently purchased goods and services every month using a large sample (30,000 households) to supplement the Family Income and Expenditure Survey (around 9,000 households). The SHE also collects data on the purchase and ownership of IT-related goods and services and the use of the Internet to monitor trends in IT-related consumption and IT use.

Short history

The implementation of this survey is based on the instruction by the Prime Minister, namely that “It is crucial to establish economic statistics that can adequately monitor movements in times of conspicuous changes in the economic structure. As such, further improvements should be made in order to swiftly and accurately grasp the actual conditions of consumption and investment”, in February 2002.

From January 1 to February 28, 2001, the “Pilot Survey for Grasping Personal Consumption Trends in IT-Related Consumption and Large Consumption” was conducted. After the implementation of the survey was considered the Council, the survey was conducted as the “Survey of Household Economy” from October 2001.

Reference date and period

In the SHE, there are two questionnaires (A and B). The survey on Questionnaire B is carried out for one year, while the survey on Questionnaire A refers to the 15th of the first month of the survey.

Coverage

It employs a sample of 30,000 households.

The survey unit is nationwide households in Japan. The following households are, however, excluded as inappropriate:

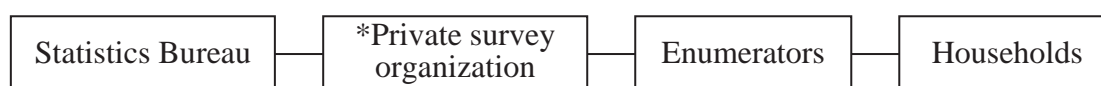
- (a) Households which manage restaurants, hotels, boarding houses or dormitories, sharing their dwellings
- (b) Households which serve meals to boarders, even though not managing boarding houses as an occupation
- (c) Households with 4 or more live-in employees
- (d) Foreigner households

Sampling

The SHE employs a three-stage stratified sampling method. The entire country is stratified according to region and city population. The primary sampling unit is the municipality, of which around 500 are selected. The secondary sampling unit is the enumeration district (ED) of the Population Census, with the tertiary sampling unit being the household. A total of 3,000 EDs are selected, and 10 households, including one one-person household, are selected at random from each ED. The overall sample size is 30,000 households.

Survey organization

The SHE is conducted through the following channels:



The Bureau is in charge of planning, including arranging documents and supervising the survey work of the private survey organization.

*Indefinite article not required

Survey method

The sample households are asked to complete Questionnaire A once a year at the beginning of the survey month, and Questionnaire B every month for one year. Questionnaires A and B are delivered by the enumerators. Questionnaire A is collected by the enumerators in the early part of the second month of the survey, and Questionnaire B of the 6th month is collected by the enumerators, with the remainder being collected by mail.

Survey items

The following items are surveyed:

- (a) Questionnaire A
 - Items concerning household
 - Ownership and use of IT-related goods and services
 - Use of the Internet

- Use of electronic money

(b) Questionnaire B

- Monthly expenditure on expensive and infrequently purchased items, and IT-related goods and services
- Total monthly expenditure
- Total monthly expenditure over the Internet

Tabulation

The Bureau entrusts tabulation to the National Statistics Center.

The results are tabulated as statistics for the following circumstances:

- Household characteristics
- Ownership and utilization of equipment and service-related Information Technology (IT)
- Use of the Internet
- Use of electronic money
- Monthly payments per household for specific goods and services

Publication

The results are published in the middle of two months after the survey month. Annual average figures are published in the “Annual Report on the Survey of Household Economy”.

Use of the survey results (Major examples)

- (a) Basic data for a variety of purposes, such as policy planning, econometric analysis and measurement of IT progress
- (b) Basic data for calculating macroeconomic figures such as Gross Domestic Expenditure and the Family Expenditure Index

Website

<http://www.stat.go.jp/english/data/joukyou/index.htm>

(4) Retail Price Survey

Purpose

The Retail Price Survey is conducted on a nationwide basis to obtain data on the prices of commodities and services, which are important elements of consumer expenditure.

Short history

The survey was started in 1950. It is authorized as Fundamental Statistics. Until 1961, the survey covered only urban areas, but since 1962, coverage has been expanded to also include rural areas. The number of items covered has also grown.

Survey date

The survey comprises the Price survey, the Rent survey and the Lodging charge survey.

For the Price survey, the prices collected refer to Wednesday, Thursday, or Friday of the week including the 12th of the month. For fresh foods and cut flowers, prices are collected three times a month, on Wednesday, Thursday, or Friday of the weeks including the 5th, 12th, and 22nd of the month.

For the Rent survey, the rents surveyed refer to Wednesday, Thursday, or Friday of the week including the 12th of the month.

For the Lodging charge survey, the lodging charges surveyed refer to Friday and Saturday of the week, including the 5th of the month.

Coverage

(a) Price survey

Retail prices of around 700 commodities and services are surveyed at around 28,000 outlets in 167 municipalities, i.e., cities, towns, and villages.

(b) Rent survey

Rent per month and total floor space of around 25,000 rental houses in which households reside are surveyed in 167 municipalities.

(c) Lodging charge survey

Accommodation charges per night at around 530 hotels, including Japanese-style inns in 101 municipalities, are surveyed.

Sampling

As for the Price survey and Rent survey, the survey is carried out in 167 selected municipalities, referring to economic sectors, populations of prefectures and geographical features, while for the Lodging charge survey, 101 municipalities are selected in cities with prefectural governments and tourist spots.

(a) Price survey

Around 630 price survey districts are chosen in the selected municipalities. The stores surveyed are those in the survey districts, referring to the number of prices collected.

(b) Rent survey

1,212 rent survey districts equivalent to the enumeration districts of the Population Census are chosen by sampling with a probability proportional to size by the selected municipalities. All households residing in rental houses in the survey districts are selected.

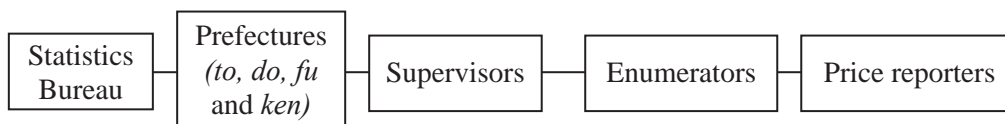
(c) Lodging charge survey

In selected municipalities, hotels and Japanese-style inns which have large numbers of guests are selected.

Survey organization

The survey is conducted through the following channels:


(a) Survey by enumerators



(b) Survey by the prefectures



(c) Survey by the Bureau



“Supervisors”, who are prefectural officials, supervise the field work of enumerators and take charge of collecting the prices of certain items. In total, 131 supervisors are appointed for the Retail Price Survey, while “Enumerators” are appointed in each sample city, town and village. In total, 750 enumerators are appointed for the Retail Price Survey.

Survey method

(a) Survey by the enumerators

Before starting the survey, enumerators receive data on the survey items and their specifications from the Bureau. Subsequently, the enumerators visit outlets or households, collect prices by interviews, and enter them into portable equipment (PDA). After completing the entry of the collected prices into PDAs, enumerators send the data to the Bureau by the telecommunication lines of their homes on the designated days.

(b) Survey by prefectures

Prefectural officials survey prices by interviews.

(c) Survey by the Bureau

The Bureau officials survey prices by interviews.

Survey items

The prices of goods and services for around 500 items are surveyed. Detailed national common specifications and units are designated for individual items. The prices collected are normal retail prices. Temporarily reduced prices, due to such events as clearance sales, are excluded.

(a) Price survey

Retail prices of commodities and services are surveyed.

[Items surveyed by enumerators]

- Food, alcoholic beverages, domestic utensils, etc., which consumers usually purchase in their residential districts, and the prices of which vary by district.
- Clothing, electrical appliances, etc., which consumers usually purchase in their representative commercial areas or large retail stores of cities, towns and villages, and for which the prices differ among stores.
- Seasonal goods, recreational goods, etc., the prices of which vary little among stores and districts, Movie admission fees, forwarding charges, gasoline, etc., the prices of which are surveyed in each sample city, town and a village, irrespective of survey district.

[Items surveyed by the prefectural governments]

Water charges, hospital charges, etc., the prices of which are almost uniform in each prefecture or city, town, and village.

[Items surveyed by the Bureau]

Railway fares, electricity, etc., the prices of which are uniform nationwide or within region.

(b) Rents survey

Rents per month and total floor space are surveyed.

- Private housing rents are surveyed by enumerators.
- Public housing rents managed by a prefecture, municipality, prefectural housing corporation or city housing corporation are surveyed by the prefectural governments.
- Housing rents managed by the Urban Renaissance Agency are surveyed by the Bureau.

(c) Lodging charges survey

Charges for two persons for one night on a weekday and on the day before a holiday are surveyed, and converted to charges per person.

- Lodging charges for one night with two meals or one night with breakfast on a weekday and on the day before a holiday, operated by the private sector, are surveyed by prefectural governments.
- Lodging charges for one night with two meals, operated by the public sector, are surveyed by the Bureau.

Tabulation

The Bureau entrusts the following tabulation to the National Statistics Center :

- Retail prices of commodities and services
- Rents per month and total floor space
- Lodging charges

Publication

The survey results are released on Friday of the week including the 26th of each month, in

principle, as retail prices in cities with prefectural governments and populations of 150,000 or more in the preceding month, and those in the *Ku*-area of Tokyo and nationwide uniform prices and charges in the current month.

The survey results are published in the “Monthly Report on the Retail Price Survey” and the “Annual Report on the Retail Price Survey.”

Use of the survey results (Major examples)

- (a) Standard for the automatic revision of pension levels
- (b) Standard to calculate correction factors reflecting trends in consumer prices, such as the price of land, etc.
- (c) Basic data for calculating the Consumer Price Index
- (d) Basic data for administrative policies and measures such as monetary policies, social welfare plans and public utility charges

Website

<http://www.stat.go.jp/english/data/kouri/index.htm>

(5) National Survey of Prices

Purpose

The National Survey of Prices is a large-scale quinquennial survey. It aims to study actual price differentials among outlets, brands, regions, etc., by widely surveying the prices of goods and services that are important objects of consumer spending, as well as the factors that influence price decisions, including the types and locations of outlets.

[Comparison with the Retail Price Survey]

There is a similar series entitled the monthly Retail Price Survey, but its main object is to reveal trends of prices and obtain the basic data for the Consumer Price Index. Since the sample size is as small as about 30,000, the monthly survey is not appreciated for conducting detailed cross section analyses. On the other hand, the National Survey of Prices is designed to sample about 137,000 outlets, so that it enables detailed structural analyses according to various price differentials, such as by attributes of outlets, brands, regions, etc.

Short history

The survey began in 1967 and was carried out in 1971, 1974, and 1977. After 1977, the survey interval was extended to five years, and the 2007 Survey was the 10th. The survey method has remained basically unchanged since its inception.

Survey date

The survey was carried out as of Wednesday, November 21, 2007. The following explanations are based on the 2007 Survey.

Coverage

The survey covered retail outlets, eating, drinking and service establishments, etc., in the municipalities surveyed.

Sampling

(a) Municipalities Surveyed

The survey covered all cities with a population of 100,000 or more, including the wards (*ku*) in Tokyo, according to the result of the Population Census as of October 1, 2005. The survey also covered 410 selected municipalities with a population of less than 100,000.

(b) Retail outlets, eating, drinking and service establishments, etc., surveyed

[Retail outlets]

About 137,000 outlets were selected from the municipalities surveyed, and grouped into two types: large-scale outlets and small-scale outlets, according to total sales floor space, industrial classification and type of outlet.

A. Large-scale outlets (with sales floor space of 1,000 m² or more)

Every outlet was surveyed in principle (about 12,000 outlets).

B. Small-scale outlets (with sales floor space of less than 1,000 m²)

2,779 survey areas were selected from the municipalities surveyed, and then, about 125,000 outlets (45 outlets per area) were selected from the areas at random.

The outlets were selected from the preliminary list of outlets used in the 2007 Census of Commerce (by the Ministry of Economy, Trade and Industry).

[Eating, drinking and service establishments]

The Bureau selected establishments from the 2006 Establishment and Enterprise Census (by the MIC) by the industrial classification, and then, each municipality selected the establishments surveyed from the above establishments.

With regard to the survey items which were difficult to select by industrial classification, the municipality selected the establishments surveyed by using materials and data of related organizations, etc. About 65,000 establishments were surveyed nationwide.

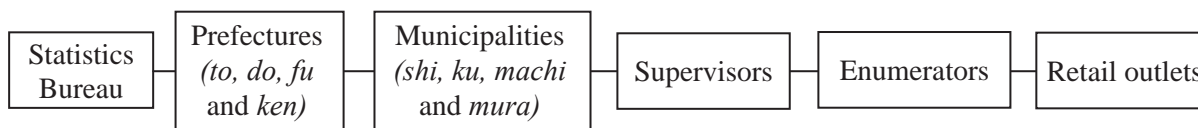
[Companies providing wide-area services, online/mail-order sales companies, hotels and golf courses]

About 2,200 companies providing wide-area services and online/mail-order sales companies, about 400 hotels and *Ryokan* (Japanese-style hotels) and about 400 golf courses were selected nationwide.


Survey organization

The survey was conducted through the following channels:

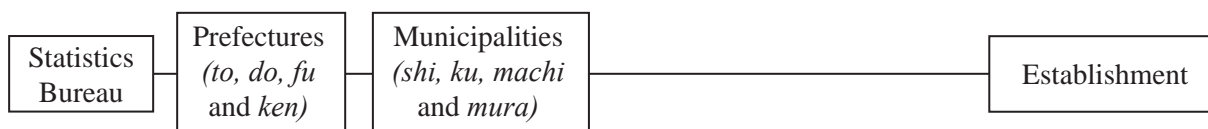
(a) Retail outlets




(in case of some chain stores)



(b) Eating, drinking and service establishments



(c) Companies providing wide-area services, online/mail-order sales companies, hotels and golf courses



Survey method

(a) Retail outlets

The enumerators delivered the questionnaires to the designated outlets. Every outlet representative was requested to fill out two types of questionnaires: one requesting basic information on the outlet and the other requesting the prices of commodities sold there. Some outlets were also requested to report prices every day in the week of the survey and the lowest prices in the month for certain items to collect discount prices. The prices to report were designated for each outlet according to how they were classified by industrial classification and the type of outlet. After the representatives of the outlets completed the questionnaires, the enumerators collected them.

The Bureau surveyed some chain stores providing wide-area services through the headquarters of companies. The Bureau sent questionnaires to the headquarters of companies by mail (including electronic questionnaires stored on electronic media), and collected the filled-out forms. In addition, such companies were able to use the Online Survey System of the Inter-Ministry Information System for Official Statistics (IMISOS).

(b) Eating, drinking and service establishments

Municipal officials interviewed the representatives of the designated establishments, and completed the “Questionnaires for service charges and fees”.

- (c) Companies providing wide-area services, online/mail-order sales companies, hotels and golf courses

There were two methods. For companies providing wide-area services, officials of the Bureau interviewed the representatives of the designated establishments and completed the “Questionnaires for service charges and fees”. For online/mail-order sales companies, officials of the Bureau sent the “Questionnaires for online/mail-order sales” and the “Questionnaires for online/mail-order sales prices” to the designated companies by mail, and their representatives completed and sent them back to the Bureau by mail. In addition to return by mail, the representatives of companies were able to use the Online Survey System of the IMISOS.

Survey items

The following items were surveyed:

- (a) Items concerning the basic attributes of outlets

- Name of outlet
- Type of outlet
- Number of persons engaged
- Items related to management
- Discount and privilege services
- Presence of online/mail-order sales
- Main supplier of goods

- (b) Items concerning prices of goods and services

Among the goods and services that are important to consumers, 180 items were selected to survey ordinary prices on Wednesday, November 21, 2007, the date of the survey. The lowest price during the past month and daily prices from Thursday, November 15 to Wednesday, November 21 were also surveyed for 20 of the 180 items.

Survey items were divided into three groups as follows:

- a) Items surveyed at retail outlets: 141 items
- b) Items surveyed at eating, drinking and service establishments and companies providing wide-area services: 39 items
- c) Items surveyed at online/mail-order companies: 24 items

Tabulation

The Bureau entrusts tabulation to the National Statistics Center. The results are tabulated as follows:

- (a) Average prices and distribution of prices by basic attribute of outlets

- Retail outlet prices and online/mail-order prices
- Regular prices and sale prices
- Service charges and fees

- (b) Number of outlets and establishments by basic attribute of outlets

- (c) Regional difference index of prices

Publication

The reports of the 2007 survey were published in the following four volumes:

- Volume 1 Outline of the Survey Methods March 2009
- Volume 2 Results for Regional Difference Index of Prices March 2009
- Volume 3 Results for Outlet Prices July 2009
 - Part 1 Retail Outlet Prices
 - Part 2 Sale Prices
 - Part 3 Online/Mail-order Prices
- Volume 4 Structure of Prices in Japan (Explanatory Report) 2009

In addition, all the detailed statistical tables are made available to users on the Internet, and in the form of electronic records for analysis and processing.

Use of the survey results (Major example)

- (a) Basic data for administrative policies, and measures such as social welfare policies and economic policies
- (b) Basic data for other price statistics
- (c) Basic data for academic research and price-related analyses

Website

<http://www.stat.go.jp/english/data/zenbutu/index.htm>

(6) Consumer Price Index

Purpose

The Consumer Price Index (CPI) aims to measure the average price change in the purchases of goods and services by households nationwide, and reflects changes in the cost of goods and services purchased in a fixed market basket. The CPI is one of the key indicators of current economic conditions, and is reported monthly at a Cabinet Meeting.

Short history

The compilation of the CPI began in 1946. In those days, both price data and weight data were obtained from the Consumer Price Survey (CPS), the predecessor of the Family Income and Expenditure Survey (FIES). Fisher formula was used to compute the CPI.

In 1950, the CPS was replaced by the FIES and the Retail Price Survey (RPS), which together form the fundamental data source for the present CPI. Computation of the CPI, based on the two surveys using a Laspeyres formula, commenced in 1952, with 1951 taken as the base period.

Since 1955, the base period of the CPI has been renewed every five years. Following the extension of FIES and RPS coverage from urban areas to the whole country, the CPI coverage was also extended from 1965.

Reference period

The CPI is calculated as a set of indices with the annual average price of the calendar year 2005 as 100 using the expenditure weights of the calendar year 2005.

Scope of the index

As the CPI is designed to measure changes of prices that affect the consumption lives of households, its scope covers household living expenditures (however religious contributions, donations, monetary gifts, other obligatory fees and remittances are excluded from the scope of the CPI).

Consequently, the CPI does not cover non-living expenditures (such as income taxes and social insurance premiums), nor disbursements other than expenditures (such as savings, security purchases, and property purchases such as land and houses).

As regards the housing cost of owner-occupied dwellings, the rental equivalence approach (imputed rent) is applied.

Method of computation

The following explanation refers to the CPI with the 2005 base. The method has remained more or less unchanged over the years.

To compute the CPI, two sets of data are needed: prices and weights. Prices are obtained mainly from the RPS, and weights mainly from the FIES. The weights are based on consumer expenditures in 2005. Those expenditures not considered to be consumption are excluded (e.g., property purchases, direct tax and social security payments, transfers of money to other households). Weights are assigned to the 585 (As of January, 2008) items representing goods and services consumed by consumer households, and also to 167 municipalities representing the whole country.

Generally, prices are averaged per municipality per month. The index is calculated as the base-year-weighted arithmetic mean of prices relative to base prices (i.e., the Laspeyres formula) as shown below.

$$I_t = \frac{\sum_i \frac{P_{ti}}{P_{0i}} W_{0i}}{\sum_i W_{0i}} \times 100$$

Where

P_{0i}	= price of item "i" in the price reference period (0)
P_{ti}	= price of item "i" in the observation period (t)
W_{0i}	= weight for item "i" in the weight reference period (0)

Indices compiled

The following indices are compiled to meet various needs at the National Statistics Center:

(a) Indices by basic classification

All-item and sub-indexes for basic expenditure groups and geographic areas

- (b) Indices by goods and services classification
 - Sub-indexes for goods and services groups
- (c) Indices aggregated based on baskets of specific household groups, and indices by characteristics of items
 - By annual income
 - By age of household head (yearly)
 - By occupation of household head (yearly)
 - By tenure of dwelling (yearly)
 - By elasticity of living expenditure
 - By purchasing frequency
- (d) Supplementary indices
 - Chained Laspeyres index
 - Mid-year basket index (yearly)
 - Index for all households, including one-person households

* Note: The official CPI refers to households with two or more persons.

Publication

The monthly consumer price index is released, in principle, at 8:30 A.M. on the Friday of the week that includes the 26th of each month. The index figures of the preceding month for the whole country are released, as well as the preliminary figures of the current month for the *Ku*-areas of Tokyo. The average index figures for the calendar year and the fiscal year are released with monthly figures for December and March, respectively. The following reports are published:

- Preliminary Report (available on the aforementioned day)
- Monthly Report on the Consumer Price Index
- Annual Report on the Consumer Price Index

Use of the survey results (Major examples)

- (a) Standard for the automatic revision of pension levels
- (b) Standard to calculate correction factors that reflect consumer price trends, such as the price of land, etc.
- (c) Basic data for administrative policies and measures such as monetary policies, social welfare plans and public utility charges

Website

<http://www.stat.go.jp/english/data/cpi/index.htm>

5. Social statistics

Name	Cycle	Since	Size
Survey on Time Use and Leisure Activities (F)	Quinquennial	1976	80,000 households 200,000 persons (2006)

(F) Fundamental Statistical Surveys

(1) Survey on Time Use and Leisure Activities

Purpose

The Survey on Time Use and Leisure Activities aims to obtain comprehensive data on daily patterns of time allocation and on leisure activities.

This survey provides statistics that are not obtainable from other surveys, all of which focus almost exclusively on the economic aspects of living. These statistics make it possible to observe the lifestyles of various groups and preferences for certain activities over others, and to improve the interpretation and understanding of various social and economic phenomena. This survey also provides important background information on economic conditions.

Short history

The survey was first carried out in 1976, and has been conducted every five years. The 7th Survey was conducted in 2006.

Since the 2001 survey, in addition to Questionnaire A (pre-coding system), which takes the same form as questionnaires in former surveys, Questionnaire B (after-coding system) has been introduced to obtain more detailed results concerning people's time allocation.

Reference date and period

The reference date for the 2006 Survey was October 20 for the basic characteristics of persons and households. For data on time use, however, reference dates were selected from several days including the reference date, because the pattern of time use varies according to the day of the week. For this reason, the sample of the 2006 Survey was divided into several sub-samples, and the respondents for each sub-sample were asked to report their time use on two consecutive days during the period from October 14 to 22.

Coverage

In the designated enumeration districts, this survey was conducted on household members in approximately 80,000 households, dwelling in sampled units selected by the prefectural governors in the manner prescribed by the Bureau.

The following persons however were excluded from the survey:

- (a) Foreign diplomatic and consular corps (including their family or party members)
- (b) Foreign military personnel or civilian employees (including their family)
- (c) The Self-Defense Force personnel living in barracks or vessels
- (d) Sentenced prisoners or persons in reformatories
- (e) Persons living in social welfare facilities
- (f) In-patients of hospital or clinics
- (g) Persons living on the water

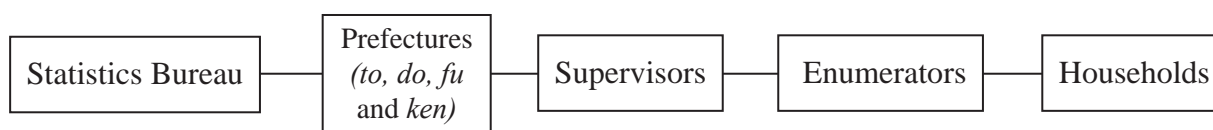
Sampling

The sample was selected through a two-stage stratified sampling method, with the primary sampling unit being the enumeration district (ED) of the Population Census, and the secondary sampling unit being the household.

First, the whole country was divided into regions of 47 prefectures, in which a total of 6,700 sample EDs were selected. In the selected EDs, around 80,000 households were selected from lists of households prepared by enumerators before the survey. All persons aged 10 and over in the sample households were asked to respond to the survey. The number of these persons totaled around 200,000.

Survey organization

The 2006 survey was conducted through the following channels:



Survey method

Enumerators delivered the questionnaires to each household to be surveyed, collected the completed questionnaires, and interviewed the households as necessary.

The questionnaires were completed by household members aged 10 and over, or by the head of the household, as well as by answering questions from the enumerators.

Survey items

The topics covered by the 2006 Survey were as follows:

- Time use over a single day
- Participation in leisure activities during the past year
- Frequency of participation in leisure activities during the past year

For time use during a single day, two questionnaires were used: Questionnaire A adopted a pre-coding method, while Questionnaire B was designed to elucidate time use in more detail (via the diary or after-coding method). Questionnaire A was used for around 6,350 of 6,700 EDs, and Questionnaire B for the remaining 350 EDs.

Several characteristics of individuals and households were also identified.

To obtain data on the time use each day, schedules for recording time use for each quarter hour were delivered to the respondents. The schedules completed by respondents were collected by the enumerators, along with other questionnaires concerning participation in leisure activities.

Tabulation

The Bureau entrusted tabulation to the National Statistics Center. The results were tabulated as statistics for the following characteristics:

Characteristics of individuals:

- Sex / Age / Marital status
- Life stage
- Usual economic activity / Employment status / Occupation

Characteristics of households:

- Family type of household
- Usual economic activities of a married couple
- Annual income of the household
- Age of own youngest child

Publication

A report with the 2006 Survey results was published in 2008.

(a) Report from Questionnaire A

- Time use results for Japan
- Leisure activities results for Japan
- Time use results for prefectures
- Leisure activities results for prefectures
- Activities by time of day results for Japan and by prefectures
- Average time of main activities results for Japan and prefectures
- Summary Results and Analyses

(b) Report from Questionnaire B

- Time use by detailed activity coding results for Japan

Uses of the survey results (Major examples)

- (a) Basic data to assist in the formulation of policy aimed at maintaining a vital aging society, improving the childcare environment, facilitating gender equality, using information and communication technology in daily life, etc., taking the current social background (e.g. an aging society with fewer children, advances in information and communication technology, and diversification of lifestyles) into account
- (b) Basic data for academic research in the fields of social science, domestic science, and cultural economics

Website

<http://www.stat.go.jp/english/data/shakai/index.htm>

Chapter IV Compilation and Dissemination of Statistical Information

1. Collection and compilation of statistical information

(1) Japan's System of Social and Demographic Statistics

Japan's System of Social and Demographic Statistics is a system by which statistical data from a wide range of fields are collected, normalized, and organized. The System describes the lives of Japanese people in a number of fields. The System is designed to provide basic data that are useful for formulating various administrative programs, for policy-making, and for analyses of regional differences. It was introduced by the Bureau in fiscal year 1976.

The System is based on the System of Social and Demographic Statistics (SSDS), which is recognized by the United Nations. What characterizes the System as it is applied in Japan is that data are organized for each prefecture (*to*, *do*, *fu*, and *ken*) and municipality (*shi*, *ku*, *machi*, and *mura*), thus enabling regional comparisons and analyses.

Basic data collected in the System

Using the System, basic data are collected for 13 fields from "A. Population and Households" to "M. Daily Time". There are about 4,200 items of basic data according to the prefecture, about 50 for *shi* and *ku*, and about 1,500 for *shi*, *ku*, *machi*, and *mura* respectively (as of fiscal year 2008). These are collected by the Bureau and the National Statistics Center, as well as by the prefectures themselves.

Dissemination of data

Data organized in the System are disseminated to the Portal Site of Official Statistics of Japan (e-Stat), and through publications.

(a) e-Stat

Statistical indices compiled by Japan's SSDS are stored in the Regional Statistics Analysis System (RSAS), and browsed in the form of tables and charts through e-Stat (See also Chapter IV on page 89 for more detail).

(b) Publications

- "Social Indicators by Prefecture" (2009 edition) (bilingual, published annually; 616 social indicators and 566 basic data)
- "Statistical Observations of Prefectures" (2009 edition) (in Japanese only, published annually; around 458 social indicators)
- "Statistical Observations of *Shi*, *Ku*, *Machi*, *Mura*" (2009 edition) (in Japanese only, published annually; 100 basic data for *shi*, *ku*, *machi*, and *mura*; 4 basic data for *shi* and *ku*)

Use of data

Data organized in the System are used for the following:

- (a) Compiling social indicators (e.g. People's Life Indicators compiled by the Cabinet Office)
- (b) By research institutes, universities and colleges, etc.
 - Regional characteristic analysis
 - Modeling to analyze regional development plans
 - Modeling to measure administrative performance
- (c) As base data for compiling welfare indicators by region
- (d) For investigating and improving social statistics

(2) Grid-Square Statistics

The Grid-Square Statistics are small-area statistics compiled on the basis of square-area units of nearly uniform size, demarcated by longitude and latitude. Statistics compiled on the basis of conventional area units such as municipalities have shortcomings, because the size and boundaries of such areas might be subject to change over time, and because they are generally too large for detailed analyses, or are not uniform enough for convenient processing.

The Bureau compiles Grid-Square Statistics for the Population Census (since 1970) and the Establishment and Enterprise Census [1947-2006] (since 1975). Moreover, the Grid-Square Statistics that link the results of these two censuses are also used for calculating the daytime population.

Defining the grid-square area

To compile Grid-Square Statistics, the entire land area of Japan is divided into square areas of nearly equal size, based on longitudinal lines drawn at every 1/80 degree and latitudinal lines drawn at every 1/120 degree. The areas thus defined are nearly equal to 1 square kilometer in the range of latitudes where Japan is located. This grid-square is called the Basic Grid-Square.

In addition to the Basic Grid-Square, a smaller grid-square called a Half Grid-Square is installed. The Half Grid-Square is demarcated by dividing a Basic Grid-Square into four equal parts towards longitude and latitude.

The Grid-Square Statistics have the following advantages:

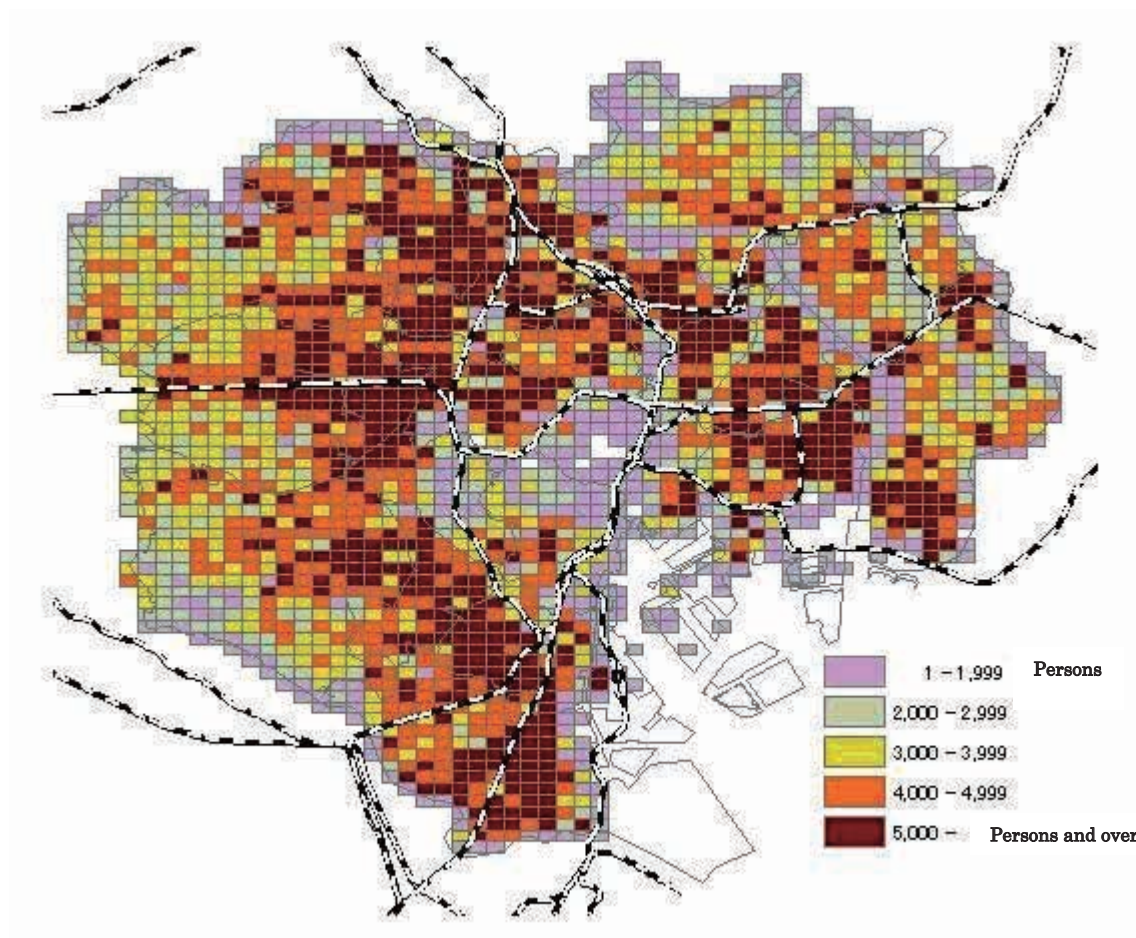
- (a) The grid-squares are segmented by almost the same size and shape of partition, so it is easy to measure and compare inter-grid-square characteristics.
- (b) As the location and partition of the grid-squares are fixed, it is easy to compare regional characteristics in time-series without being affected by changes in administrative boundaries of local municipalities, or changes in the demarcation of EDs due to geographical changes, etc.

- (c) It is easy to obtain data for a required area by collating the related grid-square data.
- (d) As the grid-squares are almost partitioned in squares by longitude and latitude, it is easy to clearly identify the location, and this facilitates analysis, calculation, and comparison related to distance.

Publication

The results compiled are published in three formats: magnetic tape, CD-R, and statistical maps.

**Grid-Square Statistics of the 2005 Population Census (Japanese Geodetic Data 2005),
Total Population (Half Grid-Square) in *Ku*-areas of Tokyo**



(3) Census Mapping System (CMS)

Along with the establishment of the Basic Unit Blocks (BUBs), the Census Mapping System (CMS), using Geographic Information System (GIS) technology, was introduced for the 1990 Population Census. The Bureau developed the CMS to enable more geographically sophisticated use of statistical data on BUBs.

The major functions of the CMS include storing and maintaining digitized information on the boundaries of BUBs/EDs, and compiling small-area statistics such as those by *cho/aza*

(blocks and other sub-divisions of municipalities). Another important function of the CMS is to show different small-area statistical data in the form of maps.

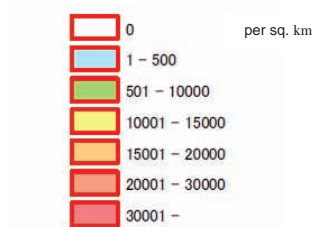
The CMS is expected to be applied in many fields. The Bureau uses the CMS for the following activities:

- (a) Providing support for taking censuses and sample surveys
 - Providing support for establishing EDs for censuses
 - Providing support for sampling in various statistical surveys (including avoiding a situation whereby a specific ED is selected in two or more surveys within a certain period)
- (b) Compiling small-area statistics
 - Demarcating densely inhabited districts (DIDs)
 - Compiling Grid-Square Statistics
- (c) Using a municipality's administrative subdivisions
 - Providing analyses by compiling data for areas set up for specific purposes
 - Providing analyses by combining small-area statistics with data from other sources

Picture of CMS



Population density per 1 square km



Population density (Shinjuku-ku, Tokyo 2005 Population Census)

* (A) : Statistics Bureau

2. Dissemination of statistical information

(1) Website

Since April 1996, the Bureau and the Director-General for Policy Planning have provided a variety of statistical information on its website (<http://www.stat.go.jp/english/index.htm>).

This website provides statistical data, a guide to the Bureau, the Director-General for Policy Planning and the Statistical Research and Training Institute, information concerning the official statistics system, and links to the statistical sources of other ministries, etc. The top page of the website is shown below (Figure 1).

The screenshot shows the homepage of the Statistics Bureau, Director-General for Policy Planning (Statistical Standards) & Statistical Research and Training Institute. The page features a navigation menu with links to Home, Statistics, Statistical System, Information, F A Q, and About us. A search bar is located at the top left. The main content area is divided into several sections:

- Information:** A sidebar with links to 'About Statistics Bureau', 'About Director-General for Policy Planning (Statistical Standards)', 'About Statistical Research and Training Institute', 'International Statistical Activities', 'Introduction to Official Statistics (Movie)', and 'Links to Statistical Agencies'.
- What's New:** A section with a date filter (June 30) and a list of recent publications, including 'Labour Force Survey (Basic Tabulation)' (May 2009), 'Family Income and Expenditure Survey' (Two-or-more-person Households) (May 2009), 'Report on Internal Migration in Japan' (May 2009), 'Retail Price Survey' (May 2009), and 'Consumer Price Index (2005-base)' (May 2009, Japan / June 2009, Ku-area of Tokyo (preliminary)).
- Statistics:** A section with a list of statistical categories: Population Census, Population Estimates, Labour Force Survey, Consumer Price Index, Family Income and Expenditure Survey, and Unincorporated Enterprise Survey.
- By Category:** A grid of icons representing different statistical categories: Population / Household, Housing / Land, Household Economy, Prices, Employment / Unemployment, Social Life / R&D, Establishments / Enterprises, Input / Output Table, and Regional.
- Statistical Compendia:** A section with links to 'Japan Statistical Yearbook', 'Japan Monthly Statistics', 'Statistical Handbook of Japan', and 'Historical Statistics of Japan'.
- Right Sidebar:** Contains sections for 'Economic and Financial Data for Japan' (IMF DSBIE), 'Latest indicators' (Consumer Price Index, Unemployment rate, Consumption expenditures), and 'News Bulletin' (Employment situation of young females).
- Footer:** Includes logos for the National Statistics Center, UN Statistical Database, and ESCAP SIAP, along with contact information and copyright details.

Figure 1: The top page of the Bureau's Website

(2) Inter-Ministry Information System for Official Statistics (IMISOS)

The Japanese government has promoted “e-government” as a part of administrative reform. To promote “e-government”, the Japanese government decided to address a plan called “The Optimization of Operations and Systems”. Under this plan, the system operated by each ministry respectively is to be centralized and the operation itself is to be thoroughly restructured, in order to curtail public expenditure, reduce work load, and improve public services.

Based on this plan, “The Optimization of Operations and Systems for Statistical Work” was adopted in March 2006, to curtail public statistical expenditure, reduce work load, improve public statistical services, and centralize the statistical information system, which each ministry had previously operated and maintained independently.

Under this action plan, the statistical information systems of different ministries were integrated into a single system for all ministries known as the “Inter-Ministry Information System for Official Statistics (IMISOS).”

On the initiative of the Bureau, IMISOS was designed and developed, and an operation-test was held from May 2006 to March 2008. IMISOS was then launched in April 2008.

This system allows 1) A ‘One-Stop-Service’ for various statistical uses; 2) United management and sampling of the population information; 3) Online statistical surveys by various ministries.

As indicated below (Figure 2), IMISOS consists of 13 subsystems. People and enterprises access the system through the Internet, whereas, ministries and local governments access the system through Kasumigaseki-WAN (a Wide Area Network linking government ministries located in the central district of Kasumigaseki) and a Local Government Wide Area Network (LGWAN).

However, the entire management and operation of IMISOS has been entrusted to the National Statistics Center as a government management agency for streamlining and simplifying governmental work. This is also an advantage of the system.

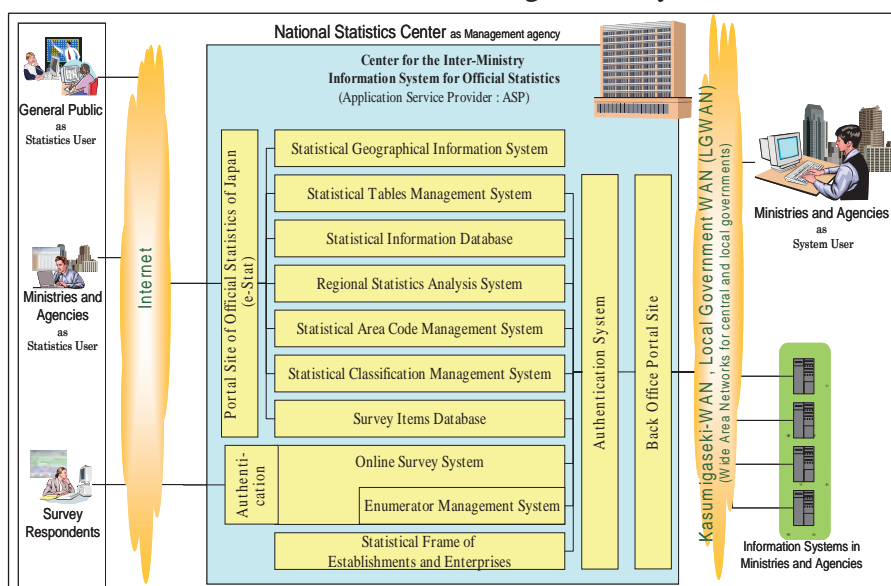


Figure 2: Image of IMISOS

As mentioned above, IMISOS aims to achieve 1) A ‘One-Stop-Service’ for various statistical uses; 2) The promotion of online surveys; 3) United management and sampling of the population information. Among the 13 subsystems, the “Portal Site of Official Statistics of Japan (e-Stat)” corresponds to 1), An Online Survey System (e-survey) 2), and the Statistical Frame of Establishments and Enterprises 3). The main points of these three subsystems are shown below.

(2)-1 “Portal Site of Official Statistics of Japan (e-Stat)”

The “Portal Site of Official Statistics of Japan (e-Stat)” aims to provide a ‘One-Stop-Service’ for statistical information. The e-Stat collects and integrates statistical information from the websites of all ministries, and provides it via the e-Stat system.

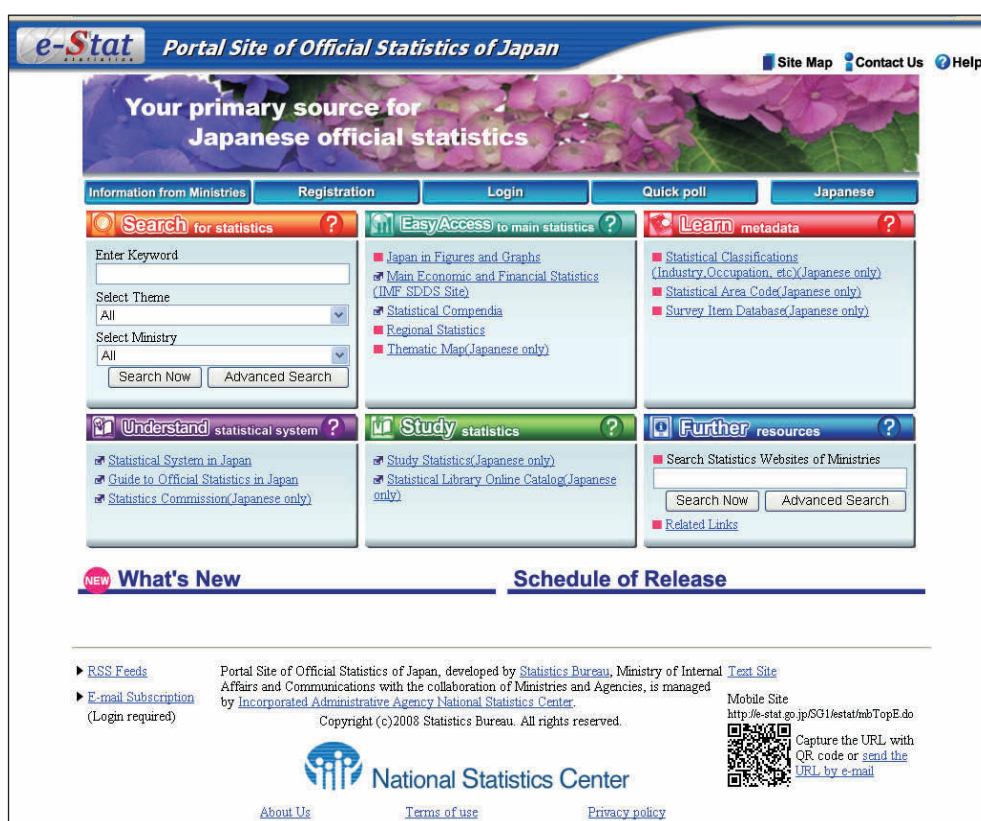


Figure 3: The top page of e-Stat (<http://www.e-stat.go.jp/SG1/estat/eStatTopPortalE.do>)

The main functions of e-Stat are as follows:

Search for Statistics

Users are able to search, browse and download statistical tables which ministries have registered. Users may not only search by keyword, theme, and ministries, but are also able to draw out statistical tables and graphs from databases, which are compiled from statistical survey results.

Easy access to main statistics (“Looking through figures and graphs”)

Users are able to express statistical data by visual images, for example figures and graphs, displayed on the map, etc. The main functions are shown below.

(a) Japan in Figures and Graphs

Users are able to grasp the latest statistical indices by number and graph, because e-Stat automatically updates the statistical indices with every release.

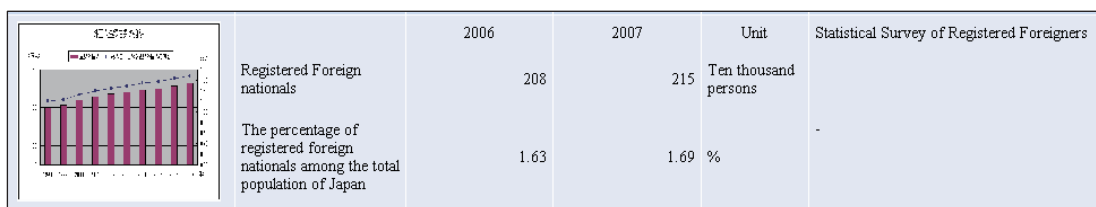


Figure 4: Image of “statistical indices by looking through figures and graphs”

(b) Regional Statistics

Users can browse principal data such as population and the total area of prefecture and municipality in detail. Users can also express these respectively in terms of prefecture and municipality. Also, users can make up a graph from the principal data by extracting items and districts.

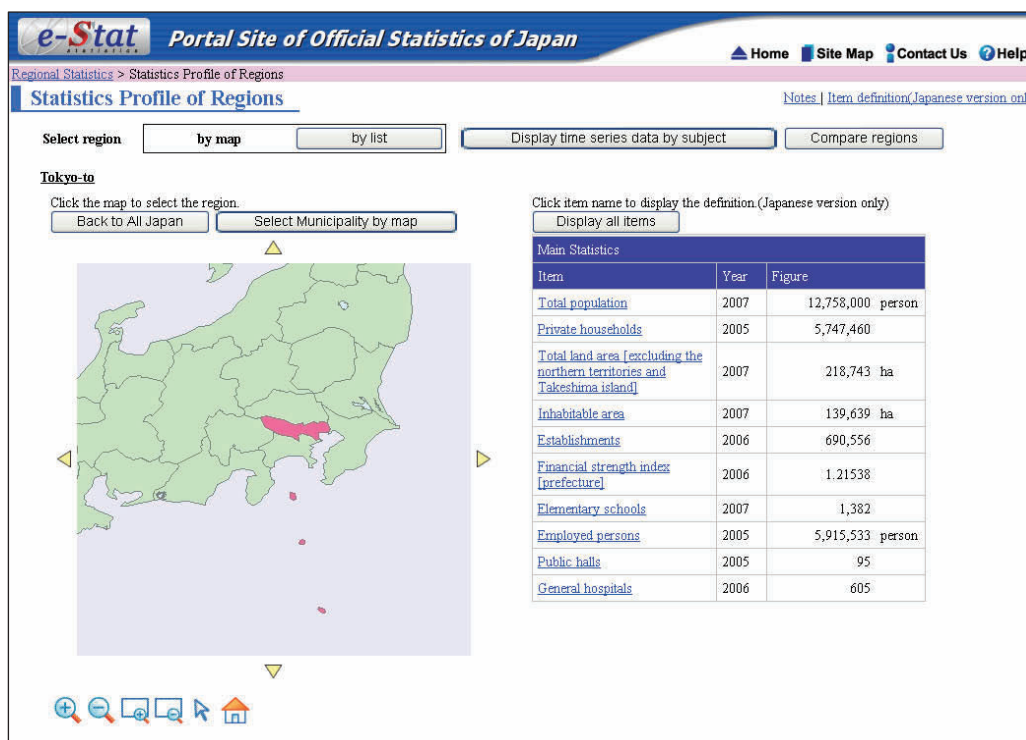


Figure 5: Image of Regional Statistics Table

(c) Thematic Map (Statistic GIS; Japanese only)

Users are able to display various statistical information on the map, and download such data and statistical values. Moreover, this function allows users to grasp the situation concerning the merger of municipalities.

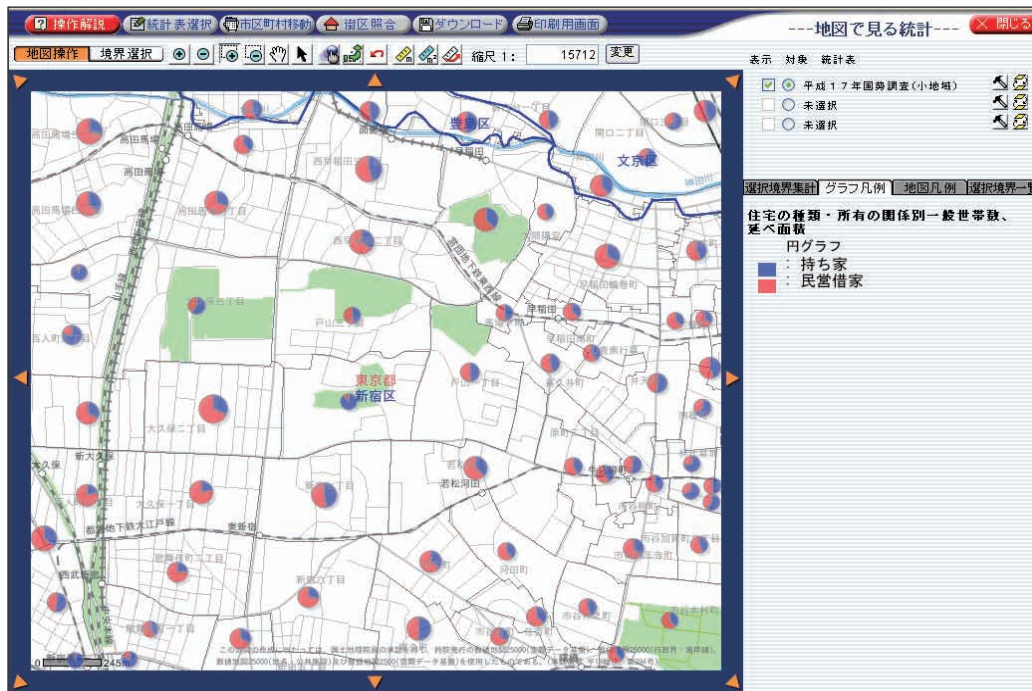


Figure 6: The image of Statistic GIS (Japanese)

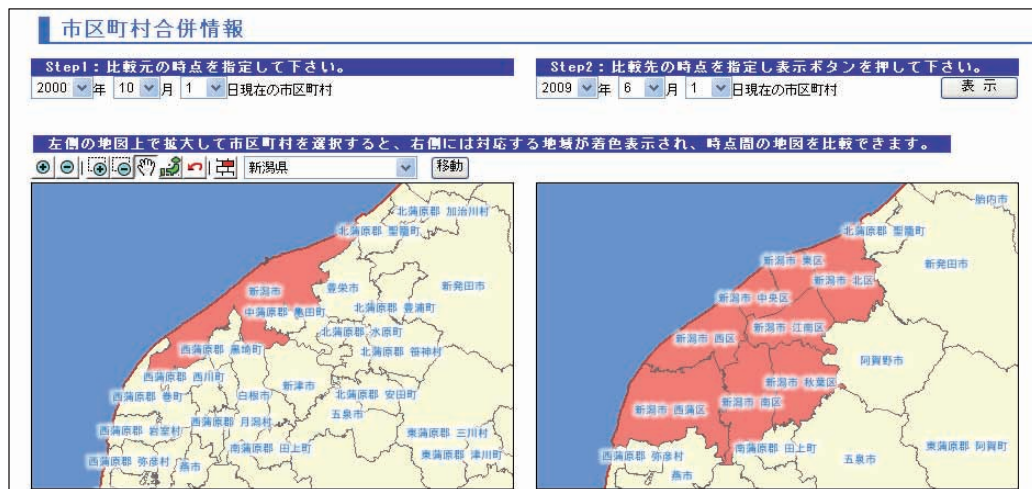


Figure 7: Image of a merger of municipalities (Japanese)

(d) Learn meta data (Japanese only)

Users can search Statistical Classifications such as the “Japan Standard Industrial Classification”, and the “Japan Standard Occupational Classification” etc.

Also, users can search statistical terms, the name or code of municipalities, the topics surveyed and their definition.

Figure 8 shows the search results on the e-Stat website. The search criteria are: 調査項目名 (Survey Item Name) with 昇順 (Ascending) order and 並び替え (Sort) option. The results table contains 12 rows of data.

調査項目名	政府統計コード	政府統計名	調査票	定義単位項目名
0.2m3以上0.6m3未満のショベル系掘削機械の月末在庫量	00550200	経済産業省生産動態統計調査	機械器具月報(その2)(土木建設機械、鉱山機械及び破砕機)	在庫数量_1
0.2m3以上0.6m3未満のショベル系掘削機械の受入量	00550200	経済産業省生産動態統計調査	機械器具月報(その2)(土木建設機械、鉱山機械及び破砕機)	受入数量
0.2m3以上0.6m3未満のショベル系掘削機械の商品生産収入額	00550200	経済産業省生産動態統計調査	機械器具月報(その2)(土木建設機械、鉱山機械及び破砕機)	商品生産収入額_1
0.2m3以上0.6m3未満のショベル系掘削機械の商品販売額	00550200	経済産業省生産動態統計調査	機械器具月報(その2)(土木建設機械、鉱山機械及び破砕機)	商品販売額_1
0.2m3以上0.6m3未満のショベル系掘削機械の生産量	00550200	経済産業省生産動態統計調査	機械器具月報(その2)(土木建設機械、鉱山機械及び破砕機)	生産数量_1
0.2m3以上0.6m3未満のショベル系掘削機械の販売を除く出荷量	00550200	経済産業省生産動態統計調査	機械器具月報(その2)(土木建設機械、鉱山機械及び破砕機)	出荷数量_1
0.2m3以上0.6m3未満のショベル系掘削機械の販売量	00550200	経済産業省生産動態統計調査	機械器具月報(その2)(土木建設機械、鉱山機械及び破砕機)	販売数量_1
0.2m3未満のショベル系掘削機械の月末在庫量	00550200	経済産業省生産動態統計調査	機械器具月報(その2)(土木建設機械、鉱山機械及び破砕機)	在庫数量_1
0.2m3未満のショベル系掘削機械の受入量	00550200	経済産業省生産動態統計調査	機械器具月報(その2)(土木建設機械、鉱山機械及び破砕機)	受入数量
0.2m3未満のショベル系掘削機械の商品生産収入額	00550200	経済産業省生産動態統計調査	機械器具月報(その2)(土木建設機械、鉱山機械及び破砕機)	商品生産収入額_1
0.2m3未満のショベル系掘削機械の商品販売額	00550200	経済産業省生産動態統計調査	機械器具月報(その2)(土木建設機械、鉱山機械及び破砕機)	商品販売額_1

Figure 8: Result of searching topics surveyed (Japanese)

Users are able to look over the statistical system of Japan, and the latest results of the statistical surveys of Japanese ministries. Also, users can search through the key statistical content of the ministries' websites.

(2)-2 Online Survey System (OSS or “e-survey”)

At statistical surveys conducted by ministries, the “e-survey” system makes it possible for people and enterprises to respond easily from their homes or offices via the Internet under a substantial security system.

Thanks to the “e-survey”, survey respondents have the advantage of being able to respond to surveys regardless of their lifestyle or workschedule. On the other hand, ministries can reduce their operations via the “e-survey” function, for example by automatically checking errors such as entries that have been omitted from the questionnaire.

The “Housing and Land Survey” (MIC), “Social Education Survey” (Ministry of Education, Culture, Sports, Science and Technology), and “Fisheries Census” (Ministry of Agriculture, Forestry and Fisheries) have already been partly conducted via this online survey system. Henceforth, the e-survey system will be introduced to additional surveys.

《Answering process for survey respondents by “e-survey”》

When survey respondents respond to the survey via the e-survey, the process will be as follows. In this connection, the respondents' answers are encrypted by SSL:

- (a) Login by entering the ID and identification code
- (b) Download the electronic questionnaire from OSS
- (c) Complete the questionnaire responses
- (d) Save the electronic data of the questionnaire (can be saved with password)
- (e) Send the electronic data of the questionnaire to OSS
- (f) Acquire an entry number from OSS

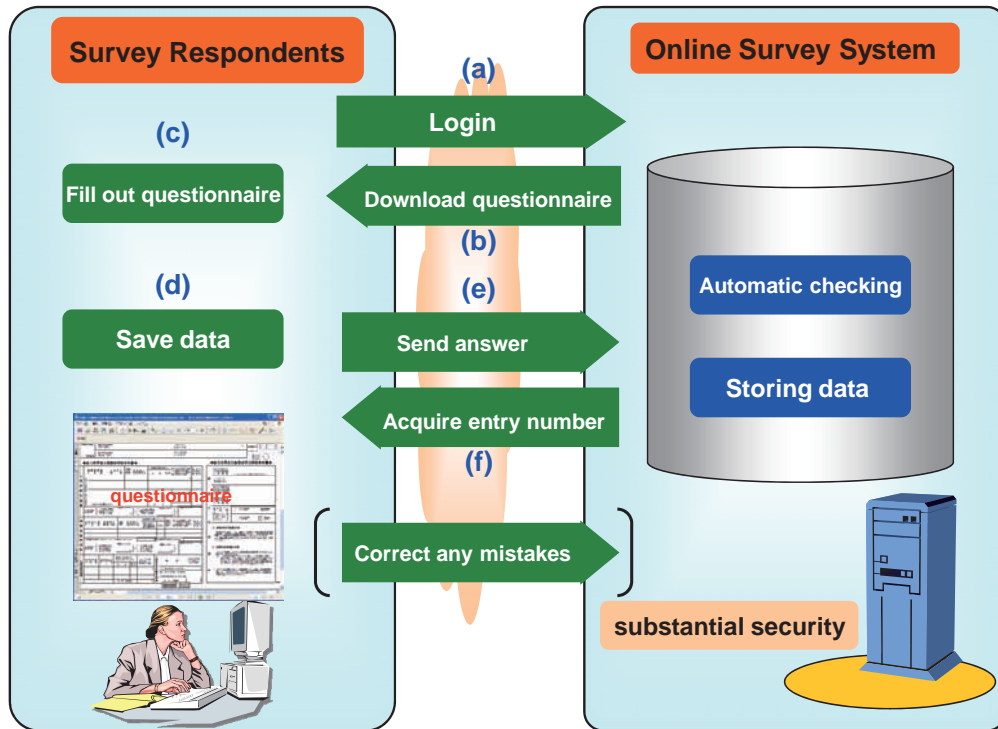


Figure 9: Showing the “e-survey” response process

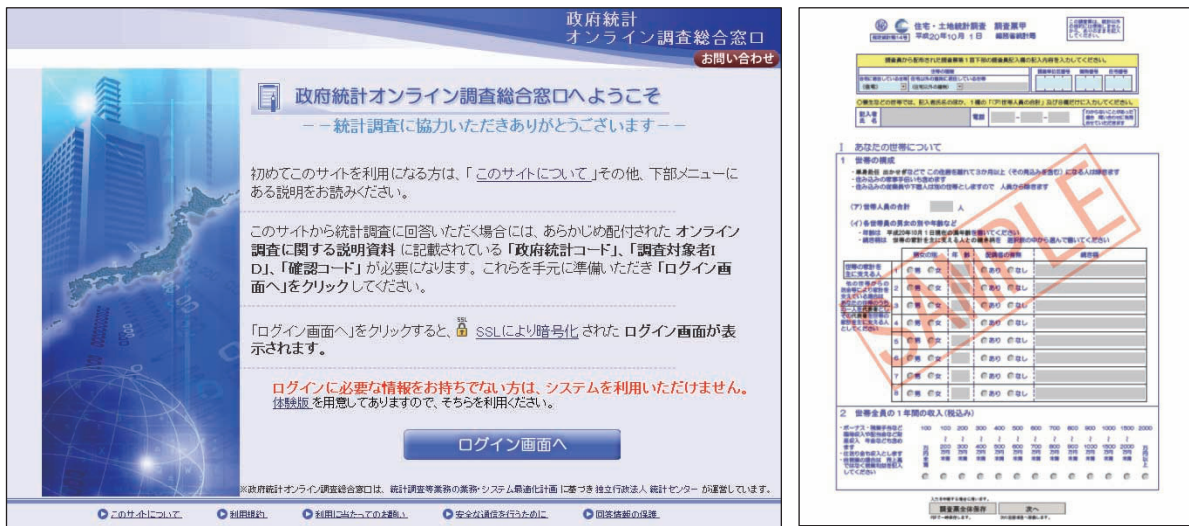


Figure 10: Top page of e-survey (left, Japanese) and image of the electronic questionnaire (right, Japanese)

(2)-3 Statistical Frame of Establishments and Enterprises (SFE)

This is a database system (business frame) which has population information concerning Establishments and Enterprises for all ministries.

Not only is the information in the database (DB) provided to ministries, but also SFE assists in collecting samples and avoiding repetition of survey respondents. Moreover, this system manages the historical answer-record of surveyed objects.

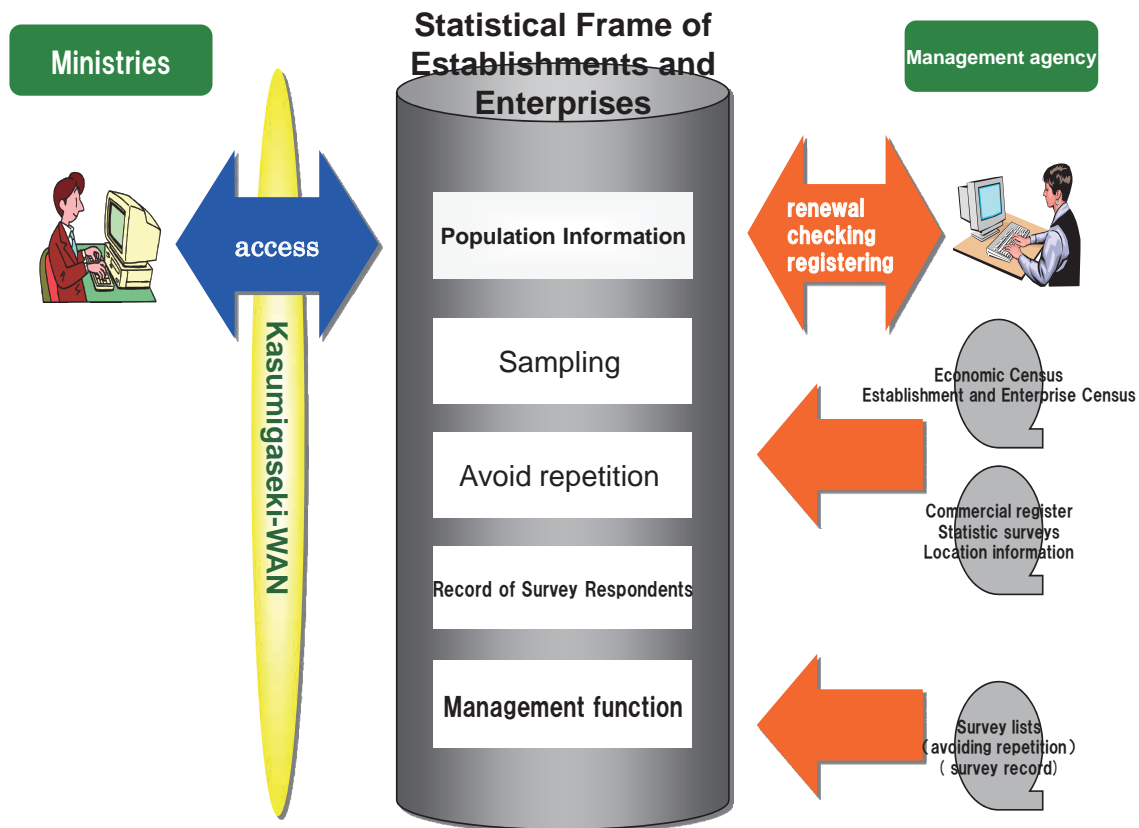


Figure 11: Image of the Statistical Frame of Establishments and Enterprises

The main functions of “SFE” are as follows:

(a) Management function of population information about establishments and enterprises

This management function has two functions. The “Updating population information function” updates population information about Establishments and Enterprises by exploiting the “Establishment and Enterprise Census [1947-2006]”, commercial registration, various statistical surveys, location information, etc. The “Population providing function” provides a constant stream of the latest population information when ministries using SFE input appropriate updated data.

(b) Function of the sampling object

This function is able to extract samples of establishments / enterprises for economic surveys from the population data in the DB.

(c) Function to avoid overlaps in different samples

To reduce excessive response burdens on certain establishments / enterprises, the system has a function to avoid overlaps of the same establishment / enterprise in different samples within a short period. To attain this objective, the list of candidates for various statistical surveys’ establishments and enterprises is checked against historical survey records maintained in the DB. When an establishment / enterprise is found to be sampled repeatedly, the system provides an alternative establishment / enterprise.

(d) Function of maintaining historical sampling records

This function aims to support the function (c) above.

【Other 10 subsystems of IMISOS】

Other than e-Stat, e-Survey, and SFE, there are 10 other subsystems in IMISOS. Their outlines are shown below:

Name of Subsystems	Outline
Statistical Area Code Management System	This system manages information concerning a transition of municipalities such as mergers into others, changing names or boundaries, and a Statistical Area Code. It makes it possible to grasp these transitions via a timeline.
Survey Items Database	Recording items and questionnaires used in Statistical Surveys, this system is able to search meta data such as definitions of items.
Statistical Tables Management System (STMS)	STMS saves ministries' spreadsheets, CSV or PDF files of statistical tables, and delivers them to users through the e-Stat system.
Statistical Information Database	Gathering the results of Fundamental Statistics in this DB, it makes it possible to search statistical tables, sample data, express statistical tables, download data, and create statistical graphs through the Internet for users.
Regional Statistics Analysis System (RSAS)	Various statistical data concerning prefectures and municipalities are stored in RSAS, which makes it possible to browse the same in the form of tables and charts through e-Stat. The contents are presented in Japanese, and there are plans to also supply them in English.
Statistical Geographical Information System	This system is able to express various statistical data via visual images, for example figures and graphs, such as displays on a map, which enables the geographic analysis of statistical information.
Statistical Classification Management System	This DB-system allows searching of the "Japan Standard Industrial Classification", "Japan Standard Occupational Classification", "Japan Standard Commodity Classification", "Classification of Diseases, Injuries and Causes of Death".
Back Office Portal Site	This site is a plaza for officials who are in charge of the statistical operations of ministries and municipalities. It contains a notice board on which it is possible to exchange information and provide statistical content for these officials.
Enumerator Management System	Coordinating with e-survey (OSS), this system manages information about enumerators.
Authentication System	This system performs authentication for IMISOS, and manages the information needed for authentication in an integrated fashion. This allows a single-sign-on system for all ministries.

Chapter V International Cooperation in Statistics

1. Bilateral cooperation

(1) Annual exchanges of statistical missions with China and Korea

The Bureau has been promoting exchanges of statistical missions with China every year since 1980. This annual exchange program has greatly boosted technical cooperation in statistical activities between the two countries, for example, on the enumeration system and methodology for China's 1982 Population Census. A similar annual exchange program with Korea commenced in 1982. In both cases, each country sends a group of statisticians to visit the statistical office of the other.

With respect to Korea, a division director level officer of the Korean National Statistical Office has been dispatched and stationed at the Bureau for a two year period since 1989. Mutual understanding and friendship between the two national statistical offices has progressed significantly as a result of this program.



The 24th Korean Statistical Mission to Japan



The 27th Chinese Statistical Mission to Japan

(2) Receiving visitors from abroad

Japan welcomes overseas statistical missions visiting Japan for specific purposes. The Bureau acts as a coordinator to receive such delegations, and provides them with information and data as requested.

Moreover, the Bureau receives more than 100 international visitors every year, and exchanges information and views on the statistical system, as well as the methods and the technologies involved in censuses and statistical surveys including the Population Census, the Retail Price Survey, the Labor Force Survey and the CPI. Trainees at the Statistical Institute for Asia and the Pacific (SIAP) occasionally visit the Bureau to observe various statistical activities.

(3) Technical cooperation programs through the Japan International Cooperation Agency (JICA)

The Bureau sends statistical experts to other countries for extended periods on a request basis for technical cooperation, for example, for a country's Population Census. In most cases, the experts are dispatched as part of JICA international cooperation programs. Experts have been sent to Mexico, Indonesia, Sri Lanka, the Philippines, Argentina, Myanmar, and Cambodia, in approximate chronological order.

In addition, the Bureau accepts trainees from other countries participating in JICA programs.



Statistical Training of Staff from South America



Statistical Experts to the National Institute of Statistics of Cambodia

2. Activities related to international statistical conferences

(1) Participation in international statistical conferences

The Bureau dispatches experts to international conferences, seminars, etc. organized by the United Nations (UN), the Economic and Social Commission for Asia and the Pacific (ESCAP), the Organization for Economic Cooperation and Development (OECD), and other groups on the Population Censuses, the CPI, the Labour Force Surveys, and the Business Survey Frames, etc., thus contributing to the development of international statistics.

The Director-General of the Bureau is an Ex-officio Member of the International Statistical Institute (ISI), and a number of current and former staff members of the Bureau have been registered as selected individual members, acknowledging that the Bureau pays careful attention to ISI matters. The Bureau has participated in the assembly session of the ISI, which is held every two years.

(2) Hosting international statistical conferences

The Bureau occasionally hosts international statistical conferences. Since 1980, the Bureau has hosted the East Asian Statistical Conference, mostly in Japan, at intervals of two or three years. The conferences facilitate exchanges of information and views, and improve official statistics and statistical administration in the region. The member countries are Brunei, Cambodia, China, Indonesia, Korea, Laos, Malaysia, Mongolia, Myanmar, the Philippines, Singapore, Thailand, Vietnam, and Japan. The latest conference (the 12th) was held in Tokyo in November 2008, and was attended by 31 statisticians from 15 countries and 3 international organizations.

*****Schedule of the 12th Conference*****

13 November	
Morning	Opening Remarks (Mr. KAWASAKI Shigeru, Director-General, Statistics Bureau of Japan (SBJ))
	Topic i) Population Census and Household Surveys (1) *Chair: Mr. Feng Nailin (China)
	Population Census and Household Surveys (2) *Chair: Dr. RUSMAN HERIAWAN (Indonesia)
Afternoon	Population Census and Household Surveys (3) *Chair: Mr. Kim Dae-Ki (Korea)
	Topic ii) Economic Statistics including the Economic Census and Business Registers (1) *Chair: Ms. WAN RAMLAH WAN ABD RAOOF (Malaysia)
Evening	Reception hosted by the Minister for Internal Affairs and Communications
14 November	
Morning	Economic Statistics including the Economic Census and Business Registers (2) *Chair: Mr. BRIAN PINK (Australia)
	Economic Statistics including the Economic Census and Business Registers (3) *Chair: Mrs. PAULA MONINA G. COLLADO (The Philippines)
Afternoon	Topic iii) New Developments in Japan's Statistical System *Chair: Mr. KAWASAKI Shigeru (SBJ, Japan)
	Management of National Statistical Systems (Panel Discussion) *Chair: Dr. PAUL CHEUNG (UN)
	Greeting from Sponsor (Japan Statistical Association and Statistical Information Institute for Consulting and Analysis)
	Closing Remarks (Mr. KAWASAKI Shigeru, Director-General, SBJ)
Evening	Reception hosted by the Director-General of SBJ
15 November	
	Excursion



The 12th East Asian Statistical Conference

Also the Bureau co-hosted the International Symposium on Development of Official Statistics organized by the Cabinet Office in Tokyo in November 2007, inviting distinguished statisticians from statistical offices of the UN, the USA, the UK, Australia, China and Korea.

The symposium aimed to exchange views and experiences regarding the development of official statistics from an international perspective, and lively discussions were held in each session.



International Symposium on Development of Official Statistics

3. Provision and exchange of statistical information

The Bureau publishes the “News Bulletin” quarterly to disseminate the statistical activities of the Bureau, and also publishes various census and survey reports, and distributes these to other countries and international organizations. The “News Bulletin” is also released on the website: <http://www.stat.go.jp/english/info/news/index.htm>

Moreover, the Bureau has set up and is making improvements to its Internet English website (<http://www.stat.go.jp/english/index.htm>) to provide statistical data and information retrieval services. At the same time, users can access statistical organizations inside and outside Japan through the links. The English site received around 278,400 hits in 2008.

The Bureau also responds actively to requests for statistical information submitted by the governments of other countries and users. It received about 100 requests, mainly by e-mail, in 2008.

Chapter VI Director-General for Policy Planning

1. Organization and functions of the Office of the Director-General for Policy Planning

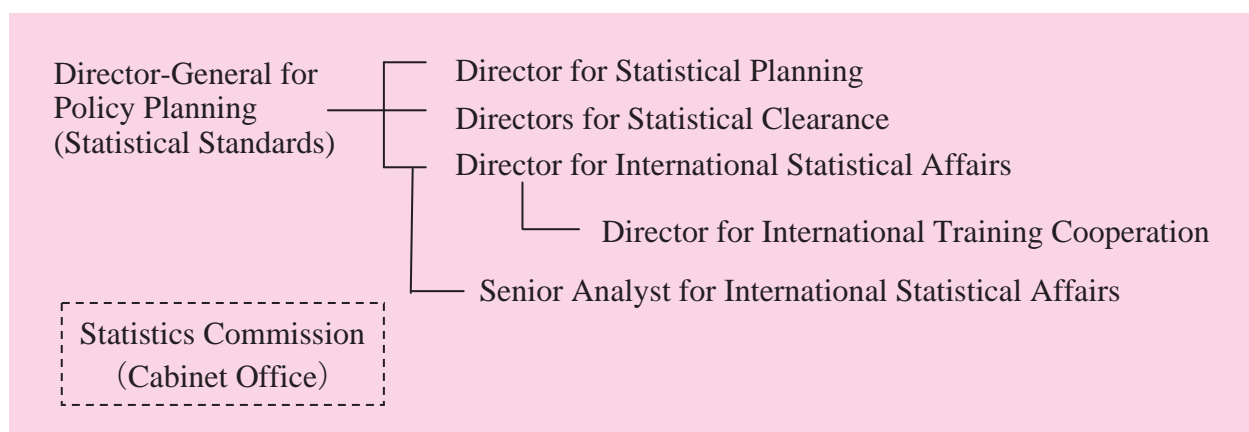
The statistical system of the Japanese government is decentralized in that, while the Bureau conducts fundamental censuses and statistical surveys, other relevant ministries produce statistics for their own policy purposes. Under the decentralized system it is generally difficult to maintain consistency in statistical activities among different ministries, and avoid duplication in the compilation of statistics. Therefore, the Director-General for Policy Planning is responsible for coordinating the statistical activities of different ministries.

The responsibilities of the Director-General for Policy Planning are stipulated in the Law to Establish the MIC and the Cabinet Order on the Organization of the MIC. Under Article 14 of the Cabinet Order, the responsibilities of the Director-General for Policy Planning are defined as follows:

- (a) To plan fundamental matters for improving and developing statistics and the statistical system,
- (b) To examine statistical survey plans for approval, establish a system of statistical standards, and coordinate statistical affairs,
- (c) To plan training programs and administer qualifying examinations for statistical officials,
- (d) To coordinate international statistical affairs, and
- (e) To develop and improve statistics, with the exception of those handled by the Bureau and other ministries.

The Director for Statistical Planning, three Directors for Statistical Clearance, and the Director for International Statistical Affairs work under the Director-General for Policy Planning.

Organization of the Office of the Director-General for Policy Planning (Statistical Standards)



The responsibilities of the Directors are stipulated under Article 120 of the Cabinet Order on the Organization of the MIC as follows:

(1) Director for Statistical Planning

The Director for Statistical Planning is in charge of with the government-wide coordination of statistical activities; based on the Statistics Act. Duties include fundamental planning related to improving and developing statistics and the statistical system, planning statistical training programs and qualifying examinations for statistical personnel, and managing and funding statistical personnel in local governments.

(2) Directors for Statistical Clearance

The respective duties of the three Directors for Statistical Clearance are as follows:

- (a) Examining, clearing, and coordinating statistical surveys pertaining to mining and manufacturing, construction, transportation, communications, enterprises, labour, finance, family income and expenditure, housing, etc.
- (b) Examining, clearing, and coordinating statistical surveys pertaining to population, agriculture, forestry and fisheries, social welfare, culture, education, etc.
- (c) Coordinating the compilation of national Input-Output tables and the establishment of statistical classifications such as the Japan Standard of Industrial Classification, etc.

(3) Director for International Statistical Affairs

The Director for International Statistical Affairs is in charge of with the government-wide coordination of international statistical affairs involving Japan. For example, the Director serves as a liaison for exchanges of major statistical information with international organizations including the United Nations (UN), the United Nations Economic and Social Commission for Asia and the Pacific (UNESCAP), the Organization for Economic Cooperation and Development (OECD), the International Monetary Fund (IMF), and the International Labour Organization (ILO) as well as the statistical offices of foreign governments and the ISI; prepares views and comments for the government of Japan to be submitted to international conferences; and participates in the International Comparison Program (ICP). The Director also collects and disseminates statistical information obtained from other countries. The Director for International Training Cooperation serves the Director for International Statistical Affairs, and cooperates in providing statistical training at the Statistical Institute for Asia and the Pacific (SIAP).

2. Statistics Act

The new Statistics Act came into effect in Japan in April 2009, thoroughly revised and promulgated in May 2007 for the first time after sixty years since its enforcement. The aim of the Act is to promote systematic and efficient development of official statistics: important information to assist the public in making rational decisions, and to ensure the usefulness thereof through specifying basic matters concerning the production and provision of official

statistics, and thereby to contribute to the sound development of the national economy and enhancement of the living standards of the citizens.

The summary of the new Statistics Act is the following.

Summary of the Statistics Act

(1) To develop official statistics more systematically

The Statistics Act covers not only statistics compiled from censuses and statistical surveys (survey statistics), but also those compiled from administrative data (statistics derived from administrative records) and those processed from other statistics (processed statistics).

(a) Basic Plan

The Basic Plan was established and approved by the Cabinet to develop official statistics in a comprehensive and systematic manner. Its draft has been deliberated by the Statistics Commission, and undergone a public comment procedure.

(b) Fundamental Statistics

Important statistics, including not only survey statistics such as the Population Census, but also processed statistics such as the National Accounts and statistics derived from administrative records, compiled by administrative organs, are identified as Fundamental Statistics and developed systematically under the Basic Plan.

(c) Statistics compiled by administrative organs

Statistics compiled by national administrative organs undergo clearance individually by the Minister of Internal Affairs and Communications as before with a view to reducing the reporting burden by eliminating duplication among statistical surveys, etc.

(2) To enable more effective use of official statistics

Regulations are established for the provision of statistics compiled on a tailor-made aggregation basis, and for the provision of anonymous micro data (individual records with anonymous respondents) for academic and research purposes.

(3) To strengthen confidentiality protection

(a) Penalties are strengthened for those who use/provide information collected through censuses and statistical surveys for purposes other than compiling statistics and who violate confidentiality clauses.

(b) A regulation is set out so that the same penalties are applied to private contractors to keep pace with increased outsourcing.

(c) It is prohibited to obtain information by misleading indications or explanations for a disguised fundamental census or statistical survey. Violators may be fined one million yen or imprisoned for two years or less.

(4) To establish the Statistics Commission

The Statistics Commission is set up in the Cabinet Office as a technical and neutral organization for research and deliberation, which consists of up to 13 learned and

experienced experts. The Commission plays a central role in the systematic development of official statistics by researching and deliberating on a draft basic plan and Fundamental Statistics, and gives advice to the ministers concerned.

3. Statistics Commission

The Statistics Commission is set up in the Cabinet Office. It is charged with researching and deliberating important matters related to developing official statistics systematically in order to discuss the Basic Plan and Fundamental Statistics, and give advice to the ministers concerned.

4. Overview of Basic Plan Concerning the Development of Official Statistics

Based on Article 4 of the Statistics Act (Act No.53 of 2007), the Basic Plan Concerning the Development of Official Statistics was established and approved by the Cabinet in March 2009, and has also been propelled since the beginning of FY 2009 to promote measures for the development of official statistics comprehensively and systematically.

In order to ensure effectiveness of the Basic Plan, a “Basic Plan Promotion Committee” was established in April 2009 comprising the heads of the statistical offices of all ministries, and each office and ministry promotes the measures described in the Basic Plan in a unified manner.

The summary of the Basic Plan is the followings.

(1) Fundamental policy regarding measures for compiling Official Statistics

(1)-1 Role of Official Statistics

Considering official statistics are important information to assist the public in making rational decisions, it is necessary that official statistics be compiled as information resources that can be used by a broad spectrum of society.

(1)-2 Basic perspectives in designing measures

“Ensuring the Usefulness of Statistics” is an important objective in developing statistics. The following four perspectives are essential to improve the usefulness of statistics.

- (a) Systematic development of statistics
- (b) Responses to socio-economic changes
- (c) Effective use of statistical data
- (d) Efficient production of statistics, and effective use of statistical resources

(2) Comprehensive and systematic measures in the development of Official Statistics

(2)-1 Development of “fundamental statistics” as the core of statistical systems

To designate statistics that can serve as the core for systematic development of official

statistics, including processed statistics and survey statistics, as “fundamental statistics,” and improve the usefulness of such statistics.

- To establish the Economic Census that enables a comprehensive understanding of economic activities in all industries at the same point in time by reorganizing the existing large-scale censuses and statistical surveys. Based on the Economic Census, to compile industrial statistics more systematically and establish estimation methods for National Accounts.
- To integrate statistics on the production activities of the manufacturing industry, currently compiled by 4 different ministries, into one set of statistics.

(2)-2 Ensuring and improving the consistency and international compatibility of statistics

<Compilation of National Accounts, and strengthening the correlations between National Accounts and primary statistics>

- To strengthen the correlations between National Accounts and Input-Output Tables, and ensure their consistency
- To review selection of fundamental statistics used in estimating National Accounts and estimation methods

<Construction and utilization of a business register (the Establishment Frame Database)>

- To maintain accurate population information based on the Economic Census and using administrative records
- To review production of useful statistics by combining results of various statistics and administrative records

<Compilation of comprehensive statistics on welfare and social security>

- To review the consistency of statistics on social security benefits with various international standards

<Establishment of statistical standards>

- To establish statistical standards such as the Japan Standard Industrial Classification, and the Classification of Diseases, Injuries and Causes of Death, and review the need to revise such standards approximately 5 years after their introduction or revision

(2)-3 Compilation of statistics in response to needs due to socio-economic changes

<Compilation of statistics on service activities>

- To compile statistics to comprehend the current state of sophisticated information and communications services across ministries
- To compile statistics on intellectual property activities and make advanced use of them

<Compilation of statistics in response to the low birthrate and aging population, and the work-life balance>

- To review the survey on low birthrates, including marital status, timing for marriage, and the number of children by large-scale sample surveys
- To review surveys covering the topics in this field in order to analyze the relationships between work (status of people starting and leaving jobs, factors preventing one from starting work, etc.), marriage, childbirth, raising children, and long-term care, etc., in detail

<Phased development of statistics on environment >

- To enhance statistical data on emission and absorption of greenhouse gases, and develop statistics on the impact of climate change
- To promote earlier release of preliminary figures for energy statistics

<Compilation of tourism statistics >

- To enhance major tourism statistics, and promote the compilation of tourism statistics that can be compared across prefectures by formulating common standards

<Compilation of labor statistics in response to changes in corporate activities and diverse ways of working, etc. >

- To promote approaches to initiate statistical surveys which reveal the actual situation of non-regular employment every year
- To develop indicators for creating and terminating jobs in order to reveal the impact on employment due to the opening or closure of establishments

(3) Necessary matters for Promoting the Compilation of Official Statistics

(3)-1 Effective production of statistics

<Use of administrative records >

- To review the use of data from financial statement reports, and information regarding establishments to which labor and employment insurance are applied
- To require preliminary surveys and reviews which verify whether administrative records are available for statistical surveys or not, when plans for implementing the surveys are formulated

<Participation of private enterprises >

- To promote active participation of private enterprises in the industrial field where they have superior know-how and resources
- To develop an environment for promoting participation of private enterprises more appropriately and effectively by revising guidelines for commissioning statistical surveys of them

(3)-2 Ensuring effective use of statistical resources

- To secure the statistical resources necessary for implementing the Basic Plan, and involve researchers and core personnel in order to resolve issues of National Accounts in particular

- To implement multifaceted measures, such as reviewing statistical surveys via local governments, standardizing the amount of work, and streamlining survey affairs, etc.

(3)-3 Responses to socio-economic changes

- To reflect the need for users of statistics, and compile and improve statistics by exchanging opinions with them
- To review statistics by evaluating their quality, and promote more efficient methods for producing them
- To implement public and educational activities effectively in order to gain public understanding of statistics

(3)-4 Promotion of effective use of statistical data

- To initiate the production and provision of anonymized data and tailor-made tabulations that were recently introduced at an appropriate time, and expand the coverage of available statistical surveys in a phased manner

(3)-5 Others

- To promote sharing and providing statistical data across ministries by using the Inter-Ministry Information System for Official Statistics (IMISOS)
- To promote further transparency in the process of producing statistics, in order to ensure neutrality in statistics

(4) Promotion and evaluation of the Basic Plan

- To organize a “Basic Plan Promotion Committee”, and promote the Basic Plan by the government as a whole
- To evaluate and verify the situation of approaches to the implementation of the Basic Plan in each ministry, and advise improvements by the Statistics Commission

5. Examining plans and budgets for censuses and statistical surveys

Further, to coordinate the statistics and statistical activities of the government as a whole based on the Basic Plan, the Director-General for Policy Planning examines the specific plans for all statistical surveys, and whenever necessary may advise the governmental organizations concerned to make improvements to these plans. This examination is carried out in two situations: when a detailed plan for conducting a statistical survey is submitted by the governmental organization concerned to obtain approval from the Minister, or when budgetary requests are submitted for conducting statistical surveys over the next fiscal year. Examination by the Director-General for Policy Planning in both these situations is described in detail below.

Examination when a survey plan is submitted to the Minister for approval

In accordance with the provisions of the Statistics Act, any governmental organization intending to conduct a census or survey must submit a plan for the survey to the Minister. The plan is then examined by the Director-General for Policy Planning.

To conduct a fundamental statistical survey, the governmental organization planning the survey must seek approval from the Minister in advance on the various aspects stipulated by Act. Such aspects include the purpose of the survey, contents, coverage, date and method, tabulation plan, date and format for releasing the results, and estimated cost. In principle, the Minister must consult with the Statistics Commission when a judgment is made as to whether to give approval or not.

Examination of statistical budgets

When the budget proposals of all the governmental organizations for statistical surveys and related activities for the next fiscal year have been submitted to the Ministry of Finance, the Director-General for Policy Planning examines them from the viewpoint of overall cross-sectional coordination, necessity, and methodological adequacy, and submits its conclusions to the Ministry of Finance to support the Ministry as it prepares a draft budget.

6. Establishing and improving statistical standards

To ensure the accuracy and objectivity of statistics, and promote comparability and the effective use of statistics, four standard statistical classifications have been established in Japan.

They are as follows:

- (a) The Japan Standard Industrial Classification
(Established in 1949, with the 12th revision of 2007 now in force)
- (b) The Japan Standard Classification of Occupations
(Established in 1960, with the 4th revision of 1997 now in force)
- (c) The Japan Standard Commodity Classification
(Established in 1950, with the 5th revision of 1990 now in force)
- (d) The Classification of Diseases, Injuries and Causes of Death
(Established in 1951, with the 4th revision of 1994 now in force)

The Japan Standard Industrial Classification is determined after consulting with the Statistics Commission, and promulgated by the Minister. The classifications of the Japan Standard Classification of Occupations, and Japan Standard Commodity Classification, are determined by the Minister after consulting with experts. The Classification of Diseases, Injuries and Causes of Death is drafted by the Ministry of Health, Labour and Welfare, and determined by the Minister.

When governmental organizations publish the results of fundamental statistical surveys, they are obliged to use the Japan Standard Industrial Classification and the Classification of Diseases, Injuries and Causes of Death, as stipulated by the Cabinet Order Promulgating the Two Classifications (Cabinet Order No. 127 of 1951).

7. Compiling national Input-Output Tables

Input-Output Tables systematically present and clarify all the economic activities being performed in a single country, showing how goods and services produced by a certain industry in a given year are distributed among the industry itself, other industries, households, etc., and

presenting the results in a matrix (row and column) format. It is generally accepted that input-output tables are useful and important for economic and industrial structural analyses, and economic projections. Consequently, they are now compiled in more than 80 countries.

Input-Output Tables for Japan have been compiled every five years since 1955 in a joint program involving governmental organizations. The present members of the joint program are the MIC (coordinator), the Cabinet Office, the Financial Services Agency, the Ministry of Finance, the Ministry of Education, Culture, Sports, Science and Technology, the Ministry of Health, Labour and Welfare, the Ministry of Agriculture, Forestry and Fisheries, the Ministry of Economy, Trade and Industry, the Ministry of Land, Infrastructure, Transport and Tourism, and the Ministry of Environment.

The 2005 Input-Output Tables are the latest, the preliminary report was published in August 2008, and the final count report was published in March 2009. Linked Input-Output Tables are also compiled to allow comparison over time. The 1990-1995-2000 linked Input-Output Tables are the most recent, and published in March 2005.

8. Managing the local government statistical system

Each prefecture of Japan has its own statistics division, which is responsible for the fieldwork associated with large-scale censuses and statistical surveys carried out by the central government, such as the Population Census, the Establishment and Enterprise Census [1947-2006], and the Census of Manufacturers. The statistics divisions of the prefectural governments handle the tasks entrusted to them by the Cabinet Office, the MIC, the Ministry of Education, Culture, Sports, Science and Technology, the Ministry of Agriculture, Forestry and Fisheries, and the Ministry of Economy, Trade and Industry in an integrated way. The respective ministries supply the funds required for the fieldwork of censuses and statistical surveys.

The statistics division in each prefecture has its own personnel exclusively engaged in statistical affairs. The number of such personnel assigned to each prefecture is determined by the Director-General for Policy Planning in accordance with workload. The total number of such statistical personnel in fiscal year 2009 was 2,017. Remuneration of these personnel and other associated expenses are subsidized by the Director-General for Policy Planning as the Expenses Entrusted to Local Governments for Statistical Survey Affairs, amounting to around 11.6 billion yen for fiscal year 2009. The number of such personnel in prefectural statistics divisions has been reduced in line with a steady movement toward rationalization in the central government, and the personnel reduction plans of successive administrations.

For large-scale censuses and statistical surveys, municipalities (cities, towns and villages) are involved in fieldwork under the guidance of the prefectural statistics divisions. Of the 1,811 municipalities (including *Ku*-areas of Tokyo), only 13 cities had an independent division specializing in statistics as of April 2008. In other municipalities, the divisions in charge of general affairs, finance, planning, public relations, regional development, commerce and industry, tourism, etc. also engage in statistical work. The number of personnel engaged in statistical work in the municipalities totaled 8,085 as of April 2008. Of these, only 1,283 were exclusively engaged in statistical work, with the remaining 6,802 also being involved in other forms of work. The expenses for maintaining statistical personnel in municipalities are covered by grants from the Local Allocation Tax System of central government.

9. Promoting the public understanding of statistics

The Director-General for Policy Planning carries out activities to deepen the general public interest in and understanding of the importance of statistics, and to obtain greater public cooperation in carrying out government statistical surveys. One such effort has been the introduction of Statistics Day, which the government in 1973 decided would be observed on October 18.

This date was selected to commemorate the day in 1870 when a *Dajokan Fukoku* (corresponding to a Cabinet Order today) was promulgated concerning the “Table of Products by Prefecture,” the first modern statistical table in Japanese history. (This date was September 24, 1870 in the old lunar calendar, and corresponds to October 18 in the current solar calendar.)

The Cabinet agreed that a variety of events promoting statistical knowledge and understanding should be held nationwide on and around Statistics Day every year. Therefore, the ministries of the central government, local governments and other related organizations present awards to persons who perform meritorious statistical services, hold or sponsor lectures and exhibitions, and engage in a variety of other initiatives to mark the occasion. The Director-General for Policy Planning produces and displays thousands of posters advertising Statistics Day, and supports various events including statistical conventions. Other major events in which the Director-General for Policy Planning is involved are:

(a) Symposium on Official Statistics by Academicians and Practitioners

Statistical academicians and statistical practitioners (those engaged in producing statistics in national and local governments, as well as users of statistics in governmental organizations, private companies, and other bodies) gather every year to exchange views on issues confronting the field of official statistics, and to promote the development and improvement of the official statistical system in Japan.

(b) The award for meritorious statistical services, presented by the Minister

This award is presented at the Symposium.

(c) Display of posters for Statistics Day

The public has been invited to contribute slogans for these posters since fiscal year 1992, with the best slogan being used on the 60,000 Statistics Day posters displayed nationwide.

(d) Support for the National Competition of Graphic Statistics

Excellent work is recognized each year by the Minister’s Special Award at the Symposium.

(e) Publicity through newspapers, publications, etc.



A poster for 2009 Statistics Day

10. Coordinating international statistical affairs

Acting as a liaison officer, the Director-General for Policy Planning is responsible for comprehensively coordinating the international statistical affairs of the entire government.

(1) Activities related to international statistical conferences

The Director-General for Policy Planning performs the coordination in the government necessary for international statistical conferences. This is done by compiling the official comments of the government extending over the jurisdictions of several ministries for international meetings, by being actively involved in the conferences, and hence making significant contributions to international statistical activities.

(a) United Nations (UN)

Japan has been one of four member countries in Asia of the Statistical Commission of the United Nations (UN) since 1962 (except for 1971 and 1972). The Office of the Director-General for Policy Planning (referred to as “the Office” hereinafter) represents the government and participates in the Statistical Commission (held annually since 1999). The Office also participates in meetings and seminars dealing with inter-ministerial issues such as climate change and financial crisis.

(b) United Nations Economic and Social Commission for Asia and the Pacific (UNESCAP)

In addition, as Japan is a member of the United Nations Economic and Social Commission for Asia and the Pacific (UNESCAP), the Office also participates in the Session (held annually) and the Committee on Statistics (revitalized in 2008). The resolution on regional technical cooperation and capacity-building in statistics development in Asia and the Pacific was adopted by the Sixty-fifth Session of the Commission in 2009, encouraging members to increase financial support to the Statistical Institute for Asia and the Pacific (SIAP).

(c) United Nations Economic Commission for Europe (UNECE)

Further, the Office participates as an observer in the Conference of European Statisticians and related seminars of the United Nations Economic Commission for Europe (UNECE) (held annually), although Japan is not included in the UNECE.

(d) Organisation for Economic Co-operation and Development (OECD)

As one of the members of the OECD, the Office participates in the OECD Committee on Statistics (held almost annually), the OECD World Forum on statistics (held biennially).

(e) International Statistical Institute (ISI)

In addition to participating in international statistical conferences, the Director-General for Policy Planning hosted sessions of the International Statistical Institute (ISI), because the Director-General for Policy Planning is an Ex-officio Member of the ISI. The ISI holds a session every two years at different global venues, and the 19th session in 1930, the 32nd in 1960, and the 46th in 1987 were held in Japan.

(2) Participation in international statistical activities

The Director-General for Policy Planning participates in the following international statistical activities representing the government as the coordinator of the official statistics of

Japan. The Office collects information within the government necessary for the activities, entrusts work concerning Japan to the organizations in charge of the work, and participates in conferences for the activities.

(a) ICP

The international comparison program (ICP) is an international project that was launched to make a substantial comparison of Gross Domestic Products (GDP) in real terms among various countries in the world in 1969 by calculating the purchasing power parities of the currencies of these countries. As part of the ICP project, a purchasing power parity program with the participation of OECD member countries and EC (European Community) member countries has been implemented since 1980, under the leadership of OECD and the Statistical Office of the European Communities (Eurostat). Japan participates in the program, and the 2008 round (2006 to 2008) survey is now in progress. On the other hand, the worldwide project under the leadership of the World Bank is being prepared for the 2009-2011 round, and Japan is also taking part in the program.

(b) SDDS

Japan complies with the Special Data Dissemination Standard (SDDS), established by the International Monetary Fund (IMF) to ensure the transparency of economic and financial statistics and give early warning of possible economic crises. The Office has been assigned as the SDDS Coordinator's position in Japan, and has been promoting compliance by the relevant organizations with the Standard. In addition, the Office is responsible for providing metadata, which is made available through the electronic bulletin board on the IMF website (Dissemination Standards Bulletin Board (DSBB)); this website provides the latest metadata concerning data dissemination practices in participating countries that comply with the Standard. The Office has also set up and maintained a national summary data page on a website. This page presents the latest major data for the 18 data categories prescribed by SDDS. The websites relating to SDDS are as follows:

IMF/DSBB: <http://dsbb.imf.org>

National summary data page: <http://www.stat.go.jp/english/19.htm>

(3) Providing and exchanging statistical information

The Office provides statistical data or information with the cooperation of ministries that liaise with UN, UNESCAP, OECD, IMF, International Labour Organizations (ILO), etc., regularly or intermittently, according to their requirements.

Further, the Office publishes "Statistical Notes of Japan," introducing topics relating to the statistical activities of Japan for other countries and international organizations. To assist the relevant organizations in Japan to become familiar with statistical systems and issues elsewhere, the Office also compiles and publishes the "Statistical Systems and their Administration in Foreign Countries" series.

11. Statistical Institute for Asia and the Pacific

The government of Japan invited the United Nations Statistical Institute for Asia and the Pacific (SIAP: <http://www.unsiap.or.jp>) to set up in Japan, and has been contributing to

international cooperation in statistics by supporting the training activities of SIAP for many years.

SIAP was established in Tokyo in 1970 by 20 countries in Asia and the Pacific region with the support of the United Nations Development Program (UNDP) to train government statisticians from countries in the region. SIAP was accorded the legal status of a subsidiary body of UNESCAP on April 1, 1995.

The expenses of SIAP staff members are funded by cash contributions from the members and associate members of UNESCAP. As the host government, Japan extends administrative assistance and cooperation, including staff services, building space, computer facilities, supplies and equipment to SIAP through the Office of the Director-General for Policy Planning in addition to cash contributions. Japan also provides fellowships for major training courses conducted at SIAP as part of its technical cooperation program through the Japan International Cooperation Agency (JICA). The financial contribution of the government of Japan was around US\$3.57 million for the fiscal year 2008.

In addition, Japan is one of the members of SIAP Governing Council, which reviews the administration and financial status of SIAP and the implementation of its program of work. The Director-General for Policy Planning has attended the meeting as the representative of Government of Japan, and made much contribution to discussion in the Council while serving as the Vice-Chairperson of the Council.

The purposes of SIAP are to strengthen, through practically oriented training for official statisticians, the abilities of developing countries and economies-in-transition to collect, analyze and disseminate statistics, as well as produce timely and high-quality statistics for use in economic and social development planning. It also aims to assist these developing countries and economies-in-transition to establish or enhance their statistical training capabilities and other related activities. For these purposes, SIAP conducts the following training courses:

(a) Group Training Course in Modules on Fundamental Official Statistics

This course is the main SIAP training program, which is conducted every year for six months for statisticians or statistical officials with three to five years of work experience in the National Statistical Organizations (NSO) of each country in the UNESCAP region. It provides theoretical and practical training in various fields of official statistics, including Millennium Development Goals (MDGs) Indicators. This course consists of three two-month modules covering statistical and survey methods, demographic and social statistics, and National Accounts and economic statistics. A total of 1,235 participants had completed the course until March 31, 2009. The government of Japan grants fellowships for this course through JICA.

(b) Group Training Course in Application of Information and Communications Technology to Production and Dissemination of Official Statistics

This course is conducted every year for two months for middle level statistical officials who will occupy core and leading roles in applying information and communication technology in the statistical services of NSO. It provides training in electronic data processing technologies, including data-processing and statistical software packages for censuses and statistical surveys, and for statistical analyses and dissemination, as well as on training techniques. A total of 499 participants had completed the course until

March 31, 2009. The government of Japan grants fellowships for this course through JICA.

(c) Group Training Course in Analysis, Interpretation, and Dissemination of Official Statistics

Since 1991, this course has been conducted every year for two months for middle level NSO statisticians who analyze, interpret and disseminate statistical reports for policy makers and other decision-makers. It provides intensive training in the analysis, interpretation and dissemination of economic/social statistics every year. A total of 235 participants had completed this course until March 31, 2009. The government of Japan grants fellowships for this course through JICA.

(d) Country/Area Focused Training Course

This course is held for a maximum duration of two months for the statistical personnel of a specific country, or a specific area. The Country Focused Training Course for the Kingdom of Cambodia was held five times for a total of 25 participants in fiscal years 1995-2000, while the Area Focused Training Course for Central Asian and Caucasus Countries was conducted five times for a total of 63 participants from eight countries with economies-in-transition in fiscal years 2001-2008. The government of Japan grants fellowships for this course also through JICA.

(e) Course on Sample Design for Household and Establishment Surveys

This course was introduced in 1995, and is conducted every year for four weeks. It provides special training on sample design for middle level or senior statistical officials from countries in the Asia-Pacific region. Fellowships for this course are funded by SIAP.

(f) Regional or Sub-regional Training Courses, Workshops and Seminars

These courses deal with special statistical topics at the request of individual countries, and are of short duration. SIAP requests the cooperation of NSOs and related organizations in these undertakings. Fellowships for these courses are funded by SIAP.

(g) In addition, SIAP often conducts Country Courses, based on the request of each country in the Asia-Pacific region. SIAP sends lecturers to the courses held in the countries making such requests.



SIAP Lectures

Chapter VII Statistical Research and Training Institute

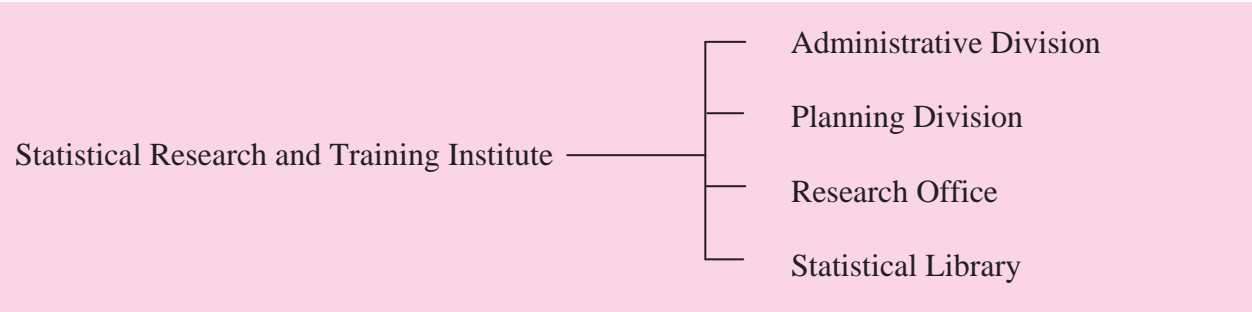
The Statistical Research and Training Institute has four main functions: 1) statistical research, 2) statistical training, 3) compilation and publication of the Statistical Yearbook and other statistical compendia, and 4) statistical library services. The Institute aims to promote the development and dissemination of statistical knowledge, and contribute to the development of statistical systems in Japan and globally.

1. Brief history

The Institute was founded in 1921 as the Statistics Staff Training Institute within the Census Office (*Kokusei-in*). After being suspended from 1943 to 1946, in 1948 it became a permanent body attached to the Statistics Bureau of the Prime Minister’s Agency, successor to the *Kokusei-in*. In 1971, the Institute opened its courses to all personnel of national and local governments and public corporations, and was renamed the Statistical Training Institute of the Statistics Bureau. In 1978, the present building was constructed. In the 1984 administrative reforms, the Institute became a subsidiary body of the Statistics Center of the Management and Coordination Agency. During the 2001 administrative reforms when the MIC was established, the Institute was transformed into the Statistical Research and Training Institute (by integrating the research and publishing functions as well as the library), to establish a more systematic connection between research and training.

In April 2003, the Statistical Research and Training Institute was designated an independent educational institution of the MIC.

Organization of the Statistical Research and Training Institute



2. Statistical training

The Institute plays the roles of a central statistical training institute and a special training institute for statistics in Japan. It provides various statistical training courses for the personnel of national and local governments with the aim of imparting statistical knowledge and skills in duties such as the compilation of statistics, statistical analysis, and the use of statistical data.

Statistical Training Courses (FY 2009)

Name of Course		Contents and Major Subjects	Term	
General Course		A comprehensive training course to acquire statistical knowledge and theory, and the analytical skills required for policy planning and evaluation in various administrative fields, as well as building up extensive applied skills	3 months	
Comprehensive Courses	Designing Statistical Surveys	A course to gain knowledge and skills in basic statistical theory, the planning and design of statistical surveys and opinion polls, and sample design of establishment and enterprise surveys, and learn various survey methods such as online, internet and telephone surveys	2 weeks	
	Population Estimation	A course to gain practical knowledge and skills in population estimation using various basic data	1 week	
	Economic Projections	A course to gain practical knowledge and skills in economic projections using various economic data	1 week	
	Introduction to Statistics Using PCs	A course to gain basic skills in EXCEL worksheet functions for statistical calculations, and in the creation of statistical tables and graphs, and acquire basic knowledge on the use of statistical geographic information systems (GIS)	1 week	
	Statistical Analysis Using PCs	A course for personnel with skills in EXCEL worksheet functions for statistical calculations to study analytical methods and basic knowledge on geographical information systems (GIS)	1 week	
	National and Prefectural Accounts	A course to learn knowledge, theory and estimation methods, as well as analytical methods for national and prefectural accounts	1 week	
	Structure of I-O Tables and Analysis of Economic Impacts Using I-O Tables	A course to gain knowledge on of national and prefectural accounts as well as I-O tables, and learn the structure of I-O tables and analytical methods for estimating economic impacts using I-O tables	1 week	
Specialized Courses	Central Training	Statistical Training Course for General Staff	A course designed for general staff to gain the basic statistical knowledge required for their work	4 days
		Statistical Training Course for Middle-Class Managers	A course designed for middle managers to gain the statistical knowledge required for their work, and study the application of statistics to solving problems using case studies	4 days
		Introduction to Economic Statistics	A course to gain basic knowledge, theory and analytical methods of economic statistics such as National Accounts, household economy and price statistics	3 days
		Introduction to GIS and Regional Analysis	A course designed for personnel engaged in GIS-related work, to gain basic knowledge of statistical GIS and data analytical methods using GIS basic software	3 days
		Statistical Methods for Administrative Evaluation	A course to learn basic statistical knowledge, theory and data analysis methods required for administrative evaluation in national and local governments	4 days
		International Statistical Training Course	A course to gain expert knowledge and skills in statistics to work with other countries or international organizations	6 days (once a week)

Specialized Courses	Distance Learning	Basic Statistical Survey Course (Basics)	Distance Learning	A course designed for personnel newly engaged in statistical work, to gain the most fundamental statistical knowledge and theory through "Internet Learning (Distance Learning)" by using PCs at their offices as well as "Schooling (group training)"	15 days
			Schooling		2 days
	Distance Learning	Basic Statistical Survey Course (Advanced)	Distance Learning	A course designed for personnel with fundamental knowledge and theory, to gain analytical knowledge and theory through "Internet Learning (Distance Learning)" alone	15 days
	Local Training	Regional Statistical Seminar		A course designed for local personnel (targeting the Tokai and Hokuriku District for FY 2009), to gain the most basic statistical knowledge and promote the dissemination of statistical knowledge	1 day



Statistical Training

3. Research on statistics, and their analysis

To meet the statistical needs of Japan's social and economic trends, the Chief Research Officer in the Research Office is in charge of the following activities:

- (a) Research on the advanced use of statistics
- (b) Review of recent trends in research on statistical technology
- (c) Research for planning new statistical training courses

Joint research

As research on the advanced use of statistics, various joint-research projects are carried out in collaboration with guest researchers corresponding to the research theme. The results of each joint research are published in a "Research Paper," and a summary is placed on the webpage.

Recent joint-research themes are as follows:

- (a) Time series analysis of labour status and working hours in the Labour Force Survey
- (b) Validation of determining factors affecting female workers engaged in long time work or absent from work
- (c) Validation of determining factors affecting male workers engaged in long time work or absent from work
- (d) Conditions of household income with preschool children
- (e) Revalidation of the particularities of the labor market structure for male workers graduated from senior high school
- (f) Research on the factors affecting entry into or withdrawal from steady employment and temporary employment, or unemployment
- (g) Analysis of the results of the Family Income and Expenditure Survey, and the Family Savings Survey: Assets and income distribution, and consumption structure
- (h) Constructing a panel data using the Family Income and Expenditure Survey, and some applications
- (i) Research on the influence of business cycles and structural changes in working conditions
- (j) Research on holdings of household assets

Publication of the “Research Memoir of Official Statistics”

The “Research Memoir of Official Statistics” is published once a year, as a rule, and aims to publicize and introduce the results of research on statistics carried out in the Bureau and Institute.

Participation in the Japan Statistical Society etc.

The Institute has joined the Japan Statistical Society, Population Association of Japan, and Geographic Information Systems Association together with the Bureau. At the annual meeting of each academic society, several staff members of the Institute and Bureau present reports concerning the results of individual research, and collect the latest information on research trends in each field.

4. Compiling statistical compendia

The institute compiles statistical compendia covering economic and social statistics, and other statistics, to meet a wide variety of statistical needs. The major statistical compendia are listed below. The Bureau’s website (<http://www.stat.go.jp/english/index.htm>) provides the following contents:

(a) Japan Statistical Yearbook

(print and website ; <http://www.stat.go.jp/english/data/nenkan/index.htm> ; in Japanese and English)

This is the most comprehensive statistical yearbook covering many statistical fields, including land, population, economy, society, culture, and finance. The Yearbook was first published in 1882 as the Statistical Yearbook of the Japanese Empire, and continued to be published under the same title until 1941. After a break due to World War II, publication of

the Yearbook resumed in 1949 under the present title, and it has continued to be published every year since. Recent volumes have contained around 980 pages with 750 tables in 27 fields.

(b) *Nihon no Tokei* (Statistics of Japan) (print and website; in Japanese only)

This book is an abridged version of the Statistical Yearbook, first published in 1956. It has been published every year since 1964. Recent volumes have contained around 400 pages with around 500 tables in 26 fields.

(c) *Sekai no Tokei* (International Statistical Compendium) (print and website; in Japanese only)

This is one of the most comprehensive international statistical compendia published in Japan. It has been published every year since 1951, and incorporates the most recent statistics of 190 countries available from the UN and other international organizations. Recent volumes have contained around 400 pages with around 160 tables, covering topics such as population, economy, society, and culture.

(d) Statistical Handbook of Japan

(print and website ; <http://www.stat.go.jp/english/data/handbook/index.htm> ; in English only)

This handbook, first published in 1958 (and every year since 1969), aims to provide information concerning the current socioeconomic situation of Japan. It contains around 220 pages of statistical tables, charts, explanations, maps and photos.

(e) Japan Monthly Statistics

(website only ; <http://www.stat.go.jp/english/data/getujidb/index.htm> ; in Japanese and English)

This is a data library of basic statistics which show the changes of the Japanese population, economy, society and culture. Covering about 4,000 statistical series of 172 tables in 20 fields, it contains monthly, quarterly and/or yearly time-series figures. Data are updated in the middle of every month.

(f) Historical Statistics of Japan

(website only; <http://www.stat.go.jp/english/data/chouki/index.htm>; in Japanese and English)

This time-series data covers the period from 1868 to date, featuring a wide selection of fundamental statistics, including land, population, economy, society, and culture. It covers 31 fields with 879 tables.

5. Statistical Library, Statistical Museum, and Statistical Plaza

Statistical Library

The Statistical Library has acquired a considerable volume of statistical materials since the Meiji era (Mid 18th Century) as a library of statistical specialties.

As for the book collection, the library now has around 270,000 domestic and foreign statistical books., including those of the Bureau.

Bibliographic information on the website of the library and the Statistical Research and Training Institute can be retrieved via the bibliotheca search engine.

Moreover, a consultation service concerning statistical information, such as the whereabouts of statistical data, is provided, and a “Statistical data FAQ” in which past consultation cases are given, is posted on the Statistical Research and Training Institute website.

The Statistical Library is specified as a branch library of the National Diet Library.



Statistical Library

Statistical Museum

The Statistical Museum was established on October 18 (Statistics Day in Japan) in 1991 in the annex to the Statistics Bureau building to mark the 120th anniversary of the Bureau. A document concerning statistics at the beginning of the Meiji era, the start of material concerning the first Population Census, and old equipment, etc. have been exhibited in the pavilion. It introduces, in plain terms, the history of statistics and statistical systems used in statistical research via exhibits and panels, etc.



Statistical Museum

Statistical Plaza

The Statistical Plaza was established on the 4th floor of the Tokyo Tower building in April, 2001 to promote better understanding of the general public about statistics. In the exhibition room, there is a tunnel named “Living Chronology” where statistical graphs, etc., can be viewed while walking, and you can also enjoy games using statistical data.



Statistical Plaza

APPENDICES

Appendix 1-(1) Law to Establish the Ministry of Internal Affairs and Communications

Promulgated on 16 July 1999 (Law No. 91)

Latest amendment pursuant to Law No.8 and No.9 of 2009 (Excerpts)

Purpose of the Law

Article 1 The purpose of this law is to establish the Ministry of Internal Affairs and Communications and to determine clearly its responsibilities, the scope of specific functions and the organization necessary for the efficient execution of administrative affairs for which it is responsible.

Establishment

Article 2 In accordance with the provisions of Paragraph 2 of Article 3 of the National Government Organization Law, the Ministry of Internal Affairs and Communications shall be established.

Specific Functions

Article 4 The Ministry of Internal Affairs and Communications shall have the following scope in terms of its specific functions in order to accomplish its responsibilities.

- (81) To plan fundamental matters for the improvement and development of statistics and statistical system;
- (82) To examine statistical survey plans for approval, to establish a system of statistical standards and to coordinate governmental statistical affairs;
- (83) To plan training programs and to administer qualifying examinations for statistical officials;
- (84) To coordinate international statistical affairs;
- (85) To execute and tabulate the Population Census and other fundamental statistical censuses and surveys as well as statistical surveys entrusted by other national administrative organizations and local governments;
- (86) To conduct research on statistical methods and to improve and develop statistics.
- (96) To provide the following trainings at the educational training facilities established by the cabinet order.
 - (b) Statistical training courses for civil servants of the national and local governments.

Appendix 1-(2) Statistics Act

Promulgated on 23 May 2007 (Act No. 53)

Chapter 1 General Provisions

Purpose of the Act

Article 1 Recognizing that official statistics are critical information for the citizens in their reasonable decision making, the purposes of this Act are to promote systematic and efficient development of official statistics and to ensure the usefulness thereof through specifying basic matters concerning the production and provision of official statistics, and thereby to contribute to the sound development of the national economy and enhancement of the living standards of the citizens.

Definitions

- Article 2**
- (1) The term “administrative organs” as used in this Act means organs established within the Cabinet or organs established under the jurisdiction of the Cabinet pursuant to the provisions of laws, the Imperial Household Agency, organs provided in Article 49, paragraph (1) or paragraph (2) of the Act for Establishment of the Cabinet Office (Act No. 89 of 1999) or organs provided in Article 3, paragraph (2) of the National Government Organization Act (Act No. 120 of 1948)
 - (2) The term “incorporated administrative agencies, etc.” as used in this Act means juridical persons listed as follows:
 - (i) Incorporated administrative agencies (meaning incorporated administrative agencies provided in Article 2, paragraph (1) of the Act on General Rules for Incorporated Administrative Agencies (Act No. 103 of 1999; the same shall apply in the following items);
 - (ii) Juridical persons specified by a Cabinet Order among those directly incorporated by Acts, those incorporated through a special act for establishment under a special Act (excluding incorporated administrative agencies), or those incorporated under special Acts and where approval from administrative agencies is required for their incorporation.
 - (3) The term “official statistics” as used in this Act means statistics produced by administrative organs, local public entities, or incorporated administrative agencies, etc. (hereinafter referred to as “administrative organs, etc.”).
 - (4) The term “fundamental statistics” as used in this Act means statistics falling under any of the following items:
 - (i) Population census statistics provided in Article 5, paragraph (1);
 - (ii) National accounts provided in Article 6, paragraph (1);
 - (iii) Statistics that are or are to be produced by administrative organs and are designated by the Minister of Internal Affairs and Communications as those falling under any of the following:
 - (a) Statistics that are particularly important for planning national policies and implementing them;
 - (b) Statistics that are expected to be widely utilized for decision-making or research activities in the private sector;
 - (c) Statistics that are required to be produced by international conventions or plans established by international organizations or that are particularly important in view of international comparability.
 - (5) The term “statistical surveys” as used in this Act means surveys conducted by administrative organs, etc. by requesting individuals or juridical persons, or other organizations to report facts for the purpose of producing statistics; provided, however, that the following shall be excluded:
 - (i) Surveys conducted by administrative organs, etc. within respective organs;
 - (ii) Surveys on which any act or Cabinet Order, other than this Act and orders based

- on this Act, provides that administrative organs, etc. are requested to report the fact;
- (iii) Surveys that administrative organs, etc. specified by a Cabinet Order conduct with regard to duties specified by a Cabinet Order.
 - (6) The term “fundamental statistical surveys” as used in this Act means statistical surveys for the purpose of producing fundamental statistics.
 - (7) The term “general statistical surveys” as used in this Act means surveys other than fundamental statistical surveys among statistical surveys conducted by administrative organs.
 - (8) The term “establishment frame database” as used in this Act means the collection of information concerning establishments that is systematically organized so that the information may be retrieved by using computers.
 - (9) The term “statistical standards” as used in this Act means technical standards for ensuring uniformity and comprehensiveness in producing official statistics.
 - (10) The term “administrative record information” as used in this Act means information produced or acquired by officials of administrative organs in the course of their duties, held by the administrative organs for their officials to utilize organizationally, and recorded in administrative documents (meaning administrative documents provided in Article 2, paragraph (2) of the Act on Access to Information Held by Administrative Organs (Act No. 42 of 1999)) (such information shall exclude questionnaire information pertaining to fundamental statistical surveys and general statistical surveys, information recorded in the establishment frame database, and anonymized data.).
 - (11) The term “questionnaire information” as used in this Act means information collected through statistical surveys that is recorded in documents, pictures, or electromagnetic records (meaning records made by an electronic form, a magnetic form, or any other form not recognizable to human perception).
 - (12) The term “anonymized data” as used in this Act means questionnaire information that is processed so that no particular individuals or juridical persons, or other organizations shall be identified (including by way of collating it with other information), for the purpose of providing it for general use.

Fundamental Principles

- Article 3**
- (1) Official statistics shall be developed systematically through mutual cooperation and the appropriate sharing of roles among administrative organs, etc.
 - (2) Official statistics shall be produced with appropriate and reasonable methodologies, so as to ensure neutrality and reliability.
 - (3) Official statistics shall be provided widely for the citizens so that they are easily accessible for their effective use.
 - (4) Confidential matters concerning individuals or juridical persons, or other organizations that were used for producing official statistics shall be protected.

Basic Plan

- Article 4**
- (1) The government shall establish a Basic Plan concerning the development of official statistics (hereinafter referred to as the “Basic Plan” in this Article) in order to promote measures comprehensively and systematically concerning the development of official statistics.
 - (2) The Basic Plan shall specify the following matters:
 - (i) Basic policies for measures concerning the development of official statistics;
 - (ii) Measures that the government shall implement comprehensively and systematically in order to develop official statistics;
 - (iii) Other matters necessary to promote the development of official statistics.
 - (3) In establishing the Basic Plan for official statistics, matters pertaining to fundamental statistics and those pertaining to other official statistics shall be stated separately.
 - (4) The Minister of Internal Affairs and Communications shall draw up a draft Basic Plan while hearing the opinions of the Statistics Commission, and shall request a decision of

the Cabinet.

- (5) The Minister of Internal Affairs and Communications shall, when intending to prepare a draft Basic Plan pursuant to the provision of the preceding paragraph, take necessary measures in advance to reflect the opinions of the citizens pursuant to the provision of an Ordinance of the Ministry of Internal Affairs and Communications.
- (6) The government shall revise the Basic Plan approximately every five years, taking into account the changes in socioeconomic circumstances concerning statistics, based on evaluation of the effects of measures taken for the development of official statistics. In this case, the provisions of the preceding two paragraphs shall apply *mutatis mutandis*.

Chapter 2 Production of Official Statistics

Section 1 Fundamental Statistics

Population Census Statistics

- Article 5**
- (1) With regard to persons specified by a Cabinet Order as those residing in Japan, the Minister of Internal Affairs and Communications shall conduct a complete census concerning individuals and households and produce statistics based on such a census (hereinafter referred to as “population census statistics” in this Article).
 - (2) The Minister of Internal Affairs and Communications shall conduct a complete census as specified in the preceding paragraph (hereinafter referred to as the “population census”) every ten years and produce population census statistics. In the fifth year from the preceding population census, the population census shall be conducted in a simplified manner to produce population census statistics.
 - (3) In addition to what is provided for in the preceding paragraph, the Minister of Internal Affairs and Communications may conduct an extraordinary population census to produce population census statistics, when he/she finds it necessary.

National Accounts Statistics

- Article 6**
- (1) The Prime Minister shall establish standards for producing national accounts statistics (hereinafter referred to simply as the “production standards” in this Article) in accordance with the standards concerning the system of national accounts specified by the United Nations, and produce national accounts statistics at least once a year thereon.
 - (2) The Prime Minister shall, when intending to establish the production standards, hear the opinions of the Statistics Commission in advance. The same shall also apply to the case where he/she intends to modify it.
 - (3) The Prime Minister shall, when having established the production standards, publicly notify to that effect. The same shall also apply to the case where he/she modified it.

Designation of Fundamental Statistics

- Article 7**
- (1) The Minister of Internal Affairs and Communications shall, when intending to make a designation under Article 2, paragraph (4), item (iii) (hereinafter referred to simply as a “designation” in this Article), consult with the head of the relevant administrative organ and hear the opinions of the Statistics Commission in advance.
 - (2) The Minister of Internal Affairs and Communications shall, when having made a designation, publicly notify to that effect.
 - (3) The provisions of the preceding two paragraphs shall apply *mutatis mutandis* to changes in or cancellation of a designation.

Publication of Fundamental Statistics, etc.

- Article 8**
- (1) The head of an administrative organ shall, when having produced fundamental statistics, promptly publicize the fundamental statistics and matters specified by the Cabinet Order concerning fundamental statistics through the Internet or through other appropriate methods.

- (2) The head of an administrative organ shall, when intending to publicize the fundamental statistics prescribed in the preceding paragraph, specify the date and methods of publication and publicize them through the Internet or through other appropriate methods in advance.
- (3) The head of an administrative organ shall preserve information on fundamental statistics on a long-term and systematic basis and take other appropriate measures so that the citizens may always have easy access to such information.

Section 2 Statistical Surveys

Subsection 1 Fundamental Statistical Surveys

Approval of Fundamental Statistical Surveys

- Article 9** (1) The head of an administrative organ shall, when intending to conduct a fundamental statistical survey, obtain approval from the Minister of Internal Affairs and Communications in advance.
- (2) The head of an administrative organ who intends to obtain approval under the preceding paragraph shall submit a written application containing the following matters to the Minister of Internal Affairs and Communications:
- (i) The title and the purpose of the survey;
 - (ii) The coverage of the survey;
 - (iii) Matters on which a report is requested and the reference date or period;
 - (iv) Persons requested to report;
 - (v) Methods for requesting a report;
 - (vi) The period for requesting a report;
 - (vii) Tabulation items;
 - (viii) Methods and the date for publicizing survey results;
 - (ix) Statistical standards to be used and other matters specified by an Ordinance of the Ministry of Internal Affairs and Communications.
- (3) Questionnaires and other documents specified by an Ordinance of the Ministry of Internal Affairs and Communications shall be attached to a written application under the preceding paragraph.
- (4) The Minister of Internal Affairs and Communications shall, when an application for approval set forth in paragraph (1) has been filed, hear the opinions of the Statistics Commission; provided, however, that this shall not apply to the matters that the Statistics Commission finds to be minor.

Standard for Approval

- Article 10** The Minister of Internal Affairs and Communications shall, when finding that a fundamental statistical survey pertaining to an application for approval under Article 9, paragraph (1) conform to all the following requirements, grant approval under the same paragraph:
- (i) Matters listed in Article 9, paragraph (2), items (ii) to (vi) are necessary and sufficient in light of the purpose of producing the fundamental statistics;
 - (ii) The fundamental statistical survey is reasonable and appropriate in terms of statistical techniques;
 - (iii) Duplication with other fundamental statistical surveys is within the limit considered to be reasonable.

Changes or Suspension of Fundamental Statistical Surveys

- Article 11** (1) The head of an administrative organ shall, when intending to change or suspend a fundamental statistical survey for which he/she has obtained approval under Article 9, paragraph (1), obtain approval from the Minister of Internal Affairs and Communications in advance.
- (2) The provision of Article 9, paragraph (4) shall apply mutatis mutandis to the approval

for changes in and suspension of fundamental statistical surveys prescribed in the preceding paragraph, and the provision of Article 10 shall apply mutatis mutandis to the approval for changes in fundamental statistical surveys provided in the same paragraph.

Request for Measures

- Article 12** (1) The Minister of Internal Affairs and Communications may, when finding that a fundamental statistical survey which is being conducted based on the approval under Article 9, paragraph (1) has become unconformable to any of the requirements listed in each item of Article 10, request the head of the relevant administrative organ to change or suspend the fundamental statistical survey.
- (2) The Minister of Internal Affairs and Communications shall, when intending to request a change or suspension pursuant to the provision of the preceding paragraph, hear the opinions of the Statistics Commission in advance.

Obligation to Report

- Article 13** (1) The head of an administrative organ may, when conducting a fundamental statistical survey based on the approval under Article 9, paragraph (1), request individuals or juridical persons, or other organizations to report on matters necessary for producing fundamental statistics.
- (2) A person who has been requested to report pursuant to the provision of the preceding paragraph shall not refuse such request nor make a false report.
- (3) When a person who has been requested to report pursuant to the provision of paragraph (1) is a minor (excluding those who have the same capacity as adults with regard to work) or an adult ward, the statutory representative thereof shall be obliged to report in lieu of the person in question.

Enumerators

- Article 14** The head of an administrative organ may put in place enumerators when it is necessary for conducting a fundamental statistical survey.

Entry and Inspection, etc.

- Article 15** (1) The head of an administrative organ may, when finding it necessary to request an accurate report for a fundamental statistical survey which he/she conducts, request the person who has been requested to report for the fundamental statistical survey to submit materials concerning the report, or have his/her enumerators or other officials enter the necessary places to inspect books, documents, and other articles, or question any persons concerned.
- (2) Enumerators or other officials who enter a place for inspection pursuant to the provision of the preceding paragraph shall carry a certificate for identification and produce it to the persons concerned when requested.
- (3) The authority pursuant to the provision of paragraph (1) shall not be construed as that of the purpose of criminal investigation.

Affairs Undertaken by Local Public Entities

- Article 16** A part of the affairs concerning fundamental statistical surveys may be undertaken by the heads of local public entities or boards of education pursuant to the provision of a Cabinet Order.

Prohibition of Impersonating Fundamental Statistical Surveys

- Article 17** No person shall acquire information from individuals or juridical persons or other organizations by using an indication or explanation that might lead persons to misidentify it as a request for a report for the population census or other fundamental statistical surveys.

Delegation to Orders

Article 18 In addition to what is provided for in this Act, matters necessary in conducting fundamental statistical surveys shall be specified by orders.

Subsection 2 General Statistical Surveys

Approval of General Statistical Surveys

Article 19 (1) The head of an administrative organ shall, when intending to conduct a general statistical survey, obtain approval from the Minister of Internal Affairs and Communications in advance.

(2) The provisions of Article 9, paragraph (2) and paragraph (3) shall apply mutatis mutandis to the approval set forth in the preceding paragraph.

Standard for Approval

Article 20 The Minister of Internal Affairs and Communications shall, when finding that a general statistical survey pertaining to an application for approval under Article 19, paragraph (1) conforms to all of the following requirements, grant approval under the same paragraph:

- (i) The general statistical survey is rational and reasonable in terms of statistical techniques;
- (ii) Duplication with other statistical surveys conducted by administrative organs is within the limit considered to be reasonable.

Changes in or Suspension of General Statistical Surveys

Article 21 (1) The head of an administrative organ shall, when intending to change an general statistical survey for which he/she had obtained approval under Article 19, paragraph (1), obtain approval from the Minister of Internal Affairs and Communications in advance; provided, however, that this shall not apply when he/she intends to make minor changes specified by an Ordinance of the Ministry of Internal Affairs and Communications.

(2) The provision of the preceding Article shall apply mutatis mutandis to approval for changes in general statistical surveys specified in the preceding paragraph.

(3) The head of an administrative organ shall, when intending to suspend an general statistical survey for which he/she had obtained approval under Article 19, paragraph (1), notify to that effect to the Minister of Internal Affairs and Communications in advance.

Request for Improvement of General Statistical Surveys

Article 22 (1) The Minister of Internal Affairs and Communications may, when finding that a general statistical survey which is being conducted based on the approval under Article 19, paragraph (1) has become unconformable to any of the requirements listed in each item of Article 20, request the head of the relevant administrative organ to change matters for requesting a report or take other measures necessary for making the survey conform to the requirements.

(2) When the head of an administrative organ set forth in the preceding paragraph has not responded to the request under the same paragraph, the Minister of Internal Affairs and Communications may request the suspension of the general statistical survey.

Publication of the Results of General Statistical Surveys, etc.

Article 23 (1) The head of an administrative organ shall, when having compiled the results of a general statistical survey, promptly publicize the results of the general statistical survey and matters specified by the Cabinet Order concerning general statistical surveys through the Internet or through other appropriate methods; provided, however, that if there are any special circumstances, the whole or a part of them may be withheld to be publicized.

(2) The provision of Article 8, paragraph (3) shall apply mutatis mutandis to information

concerning the results of general statistical surveys.

Subsection 3 Statistical Surveys Conducted by Local Public Entities or Incorporated Administrative Agencies, etc.

Statistical Surveys Conducted by Local Public Entities

Article 24 (1) The head of a local public entity (limited to those specified by a Cabinet Order, taking into account the size of the entity; the same shall apply hereinafter, excluding in Article 30, Article 41, item (v) and item (vi), and Article 53) or any other executive committees shall, when intending to conduct a statistical survey, notify the following matters to the Minister of Internal Affairs and Communications in advance, pursuant to the provision of a Cabinet Order. The same shall also apply to the case where he/she intends to change any such matters.

- (i) The title and the purpose of the survey;
- (ii) The coverage of the survey;
- (iii) Matters on which a report is requested and the reference date or period;
- (iv) Persons requested to report;
- (v) Methods for requesting a report;
- (vi) The period for requesting a report.

- (2) The Minister of Internal Affairs and Communications may, when finding it likely that the statistical survey for which a notification under the preceding paragraph was made might hinder the implementation of a fundamental statistical survey, request the head of the local public entity or any other executive committees to change or suspend the statistical survey for which the notification was made.

Statistical Surveys Conducted by Incorporated Administrative Agencies, etc.

Article 25 An incorporated administrative agency, etc. (limited to those specified by a Cabinet Order as those that are supposed to conduct large scale statistical surveys, taking into account the contents of the business thereof or other circumstances) shall, when intending to conduct a statistical survey, notify the matters listed in each item of Article 24, paragraph (1) to the Minister of Internal Affairs and Communications in advance, pursuant to the provision of a Cabinet Order. The same shall also apply to the case where it intends to change them.

Section 3 Miscellaneous Provisions

Notice of Methods to Produce Fundamental Statistics

Article 26 (1) The head of an administrative organ shall, when producing fundamental statistics through a method other than statistical surveys, notify the method to the Minister of Internal Affairs and Communications in advance. The same shall also apply to the case where he/she intends to change the method (excluding the case where he/she intends to make minor changes specified by a Cabinet Order).

- (2) The Minister of Internal Affairs and Communications may, when finding it necessary to improve the method of producing fundamental statistics for which a notification was made under the preceding paragraph, present his/her opinions to the head of the relevant administrative organ.
- (3) The Minister of Internal Affairs and Communications shall, when intending to present his/her opinions pursuant to the provision of the preceding paragraph, hear the opinions of the Statistics Commission in advance.

Development of Establishment Frame Database

Article 27 (1) The Minister of Internal Affairs and Communications shall develop an establishment frame database by utilizing questionnaire information pertaining to fundamental statistical surveys or general statistical surveys, questioning juridical persons and other organizations or through other methods, for the purpose of contributing to the accurate

and efficient production of statistics by administrative organs, local public entities, and incorporated administrative agencies, etc. that have made a notification under Article 25 (hereinafter referred to as “incorporated administrative agencies, etc. under Article 25”) and the reduction of the burden on respondents of statistical surveys by them.

- (2) The head of an administrative organ, the head of a local public entity or any other executive committees, or an incorporated administrative agency, etc. under Article 25 may receive information recorded in the establishment frame database from the Minister of Internal Affairs and Communications for the following purposes:
 - (i) For sampling for the statistical surveys they conduct concerning establishments;
 - (ii) For producing statistics concerning establishments.

Establishment of Statistical Standards

Article 28 (1) The Minister of Internal Affairs and Communications shall establish statistical standards pursuant to the provision of a Cabinet Order.

- (2) The Minister of Internal Affairs and Communications shall, when intending to establish statistical standards under the preceding paragraph, hear the opinions of the Statistics Commission in advance. The same shall also apply to the case where he/she intends to revise or abolish such standards.

- (3) The Minister of Internal Affairs and Communications shall, when having established statistical standards under paragraph (1), publicly notify such standards. The same shall also apply to the case where he/she has modified or abolished such standards.

Request for Cooperation

Article 29 (1) The head of an administrative organ may, when finding that utilizing administrative record information held by other administrative organs would contribute significantly to the accurate and efficient production of statistics and the reduction of the burden on respondents of statistical surveys, request the heads of the administrative organs that hold the administrative record information to provide such information. In this case, the head of the administrative organ that requests the provision of administrative record information shall clearly indicate the purpose of using it and other matters specified by a Cabinet Order to the heads of the administrative organs that hold the relevant administrative record information.

- (2) In addition to what is specified in the preceding paragraph, the head of an administrative organ may, when finding it necessary for conducting fundamental statistical surveys smoothly or for producing fundamental statistics, request the heads of other administrative organs to research, report, or offer other cooperation.

Article 30 In addition to what is specified in the preceding Article, the head of an administrative organ may, when finding it necessary for conducting fundamental statistical surveys smoothly or for producing fundamental statistics, request the heads of local public entities and other persons concerned to cooperate.

Article 31 (1) The Minister of Internal Affairs and Communications may, when finding it necessary for producing fundamental statistics, request the heads of administrative organs, other than the one that produces the fundamental statistics, and other persons concerned to provide necessary materials to and cooperate in other matters with the head of the administrative organ that produces the fundamental statistics.

- (2) The Minister of Internal Affairs and Communications shall, when intending to make a request under the preceding paragraph, hear the opinions of the Statistics Commission in advance.

Chapter 3 Utilization and Provision of Questionnaire Information, etc.

Secondary Use of Questionnaire Information

Article 32 The head of an administrative organ or an incorporated administrative agency, etc. under

Article 25 may utilize questionnaire information pertaining to statistical surveys they have conducted in the following cases:

- (i) When producing statistics or conducting statistical research (hereinafter referred to as “production of statistics, etc.”);
- (ii) When preparing lists of names to be used for surveys for producing statistics.

Provision of Questionnaire Information

Article 33 When persons listed in the following items take the acts specified in the respective items, the head of an administrative organ or an incorporated administrative agency, etc. under Article 25 may provide such persons with questionnaire information pertaining to statistical surveys they have conducted:

- (i) An administrative organ, etc. or a person specified by an Ordinance of the Ministry of Internal Affairs and Communications as deemed to be equivalent to an administrative organ, etc.: the production of statistics, etc. or preparation of a list of names pertaining to surveys for producing statistics;
- (ii) A person who is engaged in production of statistics, etc. that serve public interest which are recognized by an Ordinance of the Ministry of Internal Affairs and Communications as equivalent to the production of statistics, etc. conducted by a person specified in the preceding item: the production of statistics specified by the Ordinance of the Ministry of Internal Affairs and Communications.

Production of Statistics, etc. by Entrustment

Article 34 The head of an administrative organ or an incorporated administrative agency, etc. under Article 25 may conduct production of statistics, etc. by utilizing questionnaire information pertaining to statistical surveys conducted by himself/herself in response to the request from the citizens, pursuant to the provision of an Ordinance of the Ministry of Internal Affairs and Communications, within limits that would not cause any hindrance to the performance of his/her business, when finding that it would contribute to the development of academic researches or in other cases specified by an Ordinance of the Ministry of Internal Affairs and Communications.

Production of Anonymized Data

Article 35 (1) The head of an administrative organ or an incorporated administrative agency, etc. under Article 25 may produce anonymized data by processing questionnaire information pertaining to statistical surveys they have conducted.
(2) The head of an administrative organ shall, when intending to produce anonymized data pertaining to fundamental statistical surveys pursuant to the provision of the preceding paragraph, hear the opinions of the Statistics Commission in advance.

Provision of Anonymized Data

Article 36 The head of an administrative organ or an incorporated administrative agency, etc. under Article 25 may provide anonymized data produced pursuant to the provision of Article 35, paragraph (1) upon a request from the citizens, pursuant to the provision of an Ordinance of the Ministry of Internal Affairs and Communications, when finding that it would contribute to the development of academic researches or in other cases specified by an Ordinance of the Ministry of Internal Affairs and Communications.

Entrustment of Duties

Article 37 The head of an administrative organ or an incorporated administrative agency, etc. under Article 25 shall, when intending to entrust all of the work to be conducted pursuant to the provisions of Article 34 or Article 36 with regard to questionnaire information pertaining to statistical surveys they have conducted, entrust such businesses to incorporated administrative agencies, etc. specified by a Cabinet Order, taking into account the contents of the business thereof or other circumstances.

Fees

- Article 38** (1) A person who makes an entrustment to the head of an administrative organ pursuant to the provision of Article 34 or a person who receives the provision of anonymized data produced by the head of an administrative organ pursuant to the provision of Article 36 shall pay a fee specified by a Cabinet Order by taking into account the actual cost to the national government (when an incorporated administrative agency, etc. which have accepted an entrustment under the preceding Article (hereinafter referred to as “entrusted incorporated administrative agency, etc.” in this Article) conduct all of the duties pursuant to the provision of Article 34 or Article 36, a fee shall be paid to the entrusted incorporated administrative agency, etc.).
- (2) A fee paid to an entrusted incorporated administrative agency, etc. pursuant to the provision of the preceding paragraph shall be deemed to be the revenue of the entrusted incorporated administrative agency, etc.
- (3) A person who makes an entrustment to an incorporated administrative agency, etc. under Article 25 pursuant to the provision of Article 34 or a person who receives the anonymized data produced by an incorporated administrative agency, etc. under Article 25 pursuant to the provision of Article 36 shall pay a fee specified by the incorporated administrative agency, etc. under Article 25 by taking into account the actual cost and the amount of fee under paragraph (1) to the incorporated administrative agency, etc. under Article 25.
- (4) An incorporated administrative agency, etc. under Article 25 shall make the fee schedule under the preceding paragraph available for public view.

Chapter 4 Protection of Questionnaire Information, etc.

Appropriate Management of Questionnaire Information, etc.

- Article 39** (1) Any person listed in the following items shall take measures necessary for managing information specified in the respective items in an appropriate manner:
- (i) The head of an administrative organ: questionnaire information pertaining to statistical surveys conducted by the administrative organ, questionnaire information pertaining to fundamental statistical surveys or general statistical surveys to be utilized pursuant to the provision of Article 27, paragraph (1), information recorded in the establishment frame database, administrative record information provided by other administrative organs pursuant to the provision of Article 29, paragraph (1), and anonymized data produced pursuant to the provision of Article 35, paragraph (1);
- (ii) The head of a local public entity or any other executive committees: questionnaire information pertaining to statistical surveys conducted by the local public entity, and information recorded in the establishment frame database that was provided by the Minister of Internal Affairs and Communications pursuant to the provision of Article 27, paragraph (2);
- (iii) An incorporated administrative agency, etc. under Article 25: questionnaire information pertaining to statistical surveys conducted by the incorporated administrative agency, etc. under Article 25, information recorded in the establishment frame database, and anonymized data produced pursuant to the provision of Article 35, paragraph (1).
- (2) The provision of the preceding paragraph shall apply mutatis mutandis to a person who has accepted an entrustment of business concerning the handling of information specified in each item of the same paragraph from a person listed in the respective items or a person who has accepted an entrustment of other business pertaining to the entrustment.

Restriction on Use of Questionnaire Information, etc.

- Article 40** (1) The head of an administrative organ, the head of a local public entity or any other executive committees, or an incorporated administrative agency, etc. under Article 25

shall not utilize themselves or provide questionnaire information pertaining to statistical surveys they have conducted for purposes other than the original purpose of the statistical surveys except as otherwise provided by this Act (in the case of the head of a local public entity or any other executive committees, except as otherwise provided by this Act or an Ordinance of the local public entity).

- (2) The head of an administrative organ, the head of a local public entity or any other executive committees, or an incorporated administrative agency, etc. under Article 25 who have received the information recorded in the establishment frame database from the Minister of Internal Affairs and Communications pursuant to the provision of Article 27, paragraph (2) shall not utilize themselves or provide information recorded in the establishment frame database for purposes other than those listed in each item of the same paragraph.
- (3) The head of an administrative organ who has received the provision of administrative record information pursuant to the provision of Article 29, paragraph (1) shall not utilize himself/herself or provide the administrative record information for purposes other than those clearly indicated pursuant to the provision of the same paragraph.

Confidentiality Obligation

Article 41 Any person listed in the following items shall not divulge any secret of individuals or juridical persons, or other organizations which he/she has learned with regard to the business specified in the respective items:

- (i) A person who is or was an official of an administrative organ engaged in the handling of information specified in Article 39, paragraph (1), item (i): the business to handle the information;
- (ii) A person who is or was an official of a local public entity engaged in the handling of information specified in Article 39, paragraph (1), item (ii): the business to handle the information;
- (iii) A person who is or was an executive officer or an employee of an incorporated administrative agency, etc. under Article 25 engaged in the handling of information specified in Article 39, paragraph (1), item (iii): the business to handle the information;
- (iv) A person who has accepted an entrustment of business concerning the handling of information specified in the preceding three items from an administrative organ, a local public entity, or an incorporated administrative agency, etc. under Article 25 or a person who is or was engaged in other business pertaining to the entrustment: the business pertaining to the entrustment;
- (v) In the case where part of the businesses concerning fundamental statistical surveys shall be conducted by a local public entity pursuant to the provision of Article 16, a person who is or was an official of the local public entity engaged in the handling of questionnaire information pertaining to fundamental statistical surveys: information recorded in the establishment frame database, and administrative record information provided by other administrative organs pursuant to the provision of Article 29, paragraph (1): the business to handle the information;
- (vi) A person who has accepted an entrustment of business concerning the handling of information provided in the preceding item from a local public entity provided in the same item, or a person who is or was engaged in other business pertaining to the entrustment: the business pertaining to the entrustment.

Appropriate Management by a Person Who Has Received Questionnaire Information, etc.

Article 42 (1) Any person listed in the following items shall take necessary measures for managing the information specified in the respective items in an appropriate manner:

- (i) A person who has received questionnaire information pursuant to the provision of Article 33: the questionnaire information;
- (ii) A person who has received anonymized data pursuant to the provision of Article 36: the anonymized data.

- (2) The provision of the preceding paragraph shall apply mutatis mutandis to a person who has accepted an entrustment of the business concerning the handling of information specified in each item of the same paragraph from a person listed in the respective items or a person who has accepted an entrustment of other business pertaining to the entrustment.

Confidentiality Obligation of a Person Who Has Received Questionnaire Information, etc.

- Article 43** (1) Any person listed in the following items shall not divulge any secret of individuals or juridical persons, or other organizations which he/she has learned with regard to the business specified in the respective items:
- (i) A person listed in paragraph (1), item (i) of the preceding Article who is or was engaged in the handling of questionnaire information specified in the same item: the business to handle the questionnaire information;
 - (ii) A person who has accepted an entrustment of the business concerning the handling of questionnaire information specified in paragraph (1), item (i) of the preceding Article from a person specified in the same item, or a person who is or was engaged in other business pertaining to the entrustment: the business pertaining to the entrustment.
- (2) A person who has received questionnaire information pursuant to the provision of Article 33, or a person who has received anonymized data pursuant to the provision of Article 36, a person who has accepted an entrustment of the business concerning the handling of the questionnaire information or the anonymized data from such persons, or a person who is or was engaged in other business pertaining to the entrustment shall not utilize himself/herself or provide the questionnaire information or the anonymized data for purposes other than those for having received the provision thereof.

Chapter 5 The Statistics Commission

Establishment

Article 44 The Statistics Commission (hereinafter referred to as “the Commission”) shall be established in the Cabinet Office.

Affairs under the Jurisdiction

Article 45 The Commission shall deal with matters under the authority thereof pursuant to the provisions of this Act.

Organization

- Article 46** (1) The Commission shall be composed of 13 members or less.
- (2) Temporary members may be installed in the Commission when it is necessary to have them study and deliberate special matters.
 - (3) Expert members may be installed in the Commission when it is necessary to have them research specialized matters.

Appointment of Members, etc.

- Article 47** (1) Members and temporary members shall be appointed by the Prime Minister from among persons with relevant knowledge and experience.
- (2) Expert members shall be appointed by the Prime Minister from among persons with relevant knowledge and experience concerning the relevant specialized matters.

Term of Office of Members, etc.

- Article 48** (1) The term of office of members shall be two years; provided, however, that the term of office of a fill-in member shall be the remaining term of such a predecessor.
- (2) Members may be reappointed.
 - (3) Temporary members shall be dismissed upon termination of the study of and deliberation on the relevant special matters pertaining to the appointment thereof.

- (4) Expert members shall be dismissed upon termination of the research on the relevant specialized matters pertaining to the appointment thereof.
- (5) Members, temporary members, and expert members shall be part-time.

Chairperson

- Article 49** (1) The Commission shall put in place a chairperson, who shall be elected from among the members.
- (2) The chairperson shall preside over the affairs of the Commission and represent it.
 - (3) Should the chairperson have an accident, a member he/she has appointed in advance shall carry out the duties of chairperson in his/her place.

Request for Submission of Materials

- Article 50** The Commission may, when finding it necessary for performing affairs under the jurisdiction, request the heads of relevant administrative organs to submit materials, state their opinions, explain, and offer other necessary cooperation.

Delegation to a Cabinet Order

- Article 51** In addition to what is provided for in this Act, necessary matters concerning the Commission shall be prescribed by a Cabinet Order.

Chapter 6 Miscellaneous Provisions

Exclusion from Application of the Act on the Protection of Personal Information Held by Administrative Organs, etc.

- Article 52** (1) Personal information (meaning personal information prescribed in Article 2, paragraph (2) of the Act on the Protection of Personal Information Held by Administrative Organs (Act No. 58 of 2003) and personal information prescribed in Article 2, paragraph (2) of the Act on the Protection of Personal Information Held by Incorporated Administrative Agencies, etc. (Act No. 59 of 2003); hereinafter the same shall apply in this paragraph) contained in questionnaire information pertaining to fundamental statistical surveys and general statistical surveys, personal information contained in the establishment frame database, and personal information contained in administrative record information provided by other administrative organs pursuant to the provision of Article 29, paragraph (1) shall be excluded from the application of such Acts.
- (2) The provisions of the Act on the Protection of Personal Information Held by Incorporated Administrative Agencies, etc. shall not apply to personal information (such personal information shall be as provided in Article 2, paragraph (2) of the Act on the Protection of Personal Information Held by Incorporated Administrative Agencies, etc.) contained in questionnaire information pertaining to statistical surveys conducted by incorporated administrative agencies, etc. under Article 25 which fall under incorporated administrative agencies, etc. provided in Article 2, paragraph (1) of the said Act.

Promotion of Research and Study concerning Methods to Produce Official Statistics, etc.

- Article 53** The national government and local public entities shall promote research, study and development concerning methods to produce official statistics, and at the same time, shall provide training and take other measures for securing the enumerators and other personnel who are engaged in the production of official statistics and for enhancing their quality.

Provision of Whereabouts Information of Official Statistics

- Article 54** The Minister of Internal Affairs and Communications shall, for the convenience of persons who intend to utilize official statistics, take necessary measures to promptly provide whereabouts information of official statistics through the use of the Internet

or other advanced information and telecommunications networks.

Publication of the Situation of the Enforcement, etc.

- Article 55** (1) The Minister of Internal Affairs and Communications may request the heads of administrative organs, heads of local public entities or other executive committees, or incorporated administrative agencies, etc. under Article 25 to report on the situation of the enforcement of this Act.
- (2) The Minister of Internal Affairs and Communications shall compile those reports set forth in the preceding paragraph every year, publicize the outline thereof and report the outline to the Commission.
- (3) The Commission may, when there have been any reports pursuant to the provision of the preceding paragraph, state its opinions on the enforcement of this Act to the Prime Minister, the Minister of Internal Affairs and Communications, or the heads of the administrative organs concerned.

Request for Submission of Materials and Explanation

- Article 56** In addition to what is specified in paragraph (1) of the preceding Article, the Minister of Internal Affairs and Communications may, when finding it necessary for the enforcement of this Act, request the heads of the administrative organs concerned or other persons concerned to submit materials and make an explanation.

Chapter 7 Penal Provisions

- Article 57** (1) Any person who falls under any of the following items shall be punished by imprisonment with work for not more than two years or a fine of not more than 1,000,000 yen:
- (i) Any person who, in violation of Article 17, acquired information of individuals or juridical persons, or other organizations by using an indication or explanation that might lead persons to misidentify it as a request for a report for the population census or any other fundamental statistical surveys;
 - (ii) Any person who, in violation of Article 41, divulged any secret of individuals or juridical persons, or other organizations which he/she learned with regard to the business thereof;
 - (iii) Any person who, in violation of Article 43, paragraph (1), divulged any secret of individuals or juridical persons, or other organizations which he/she learned with regard to the business thereof.
- (2) An attempt of the crime set forth in item (i) of the preceding paragraph shall be punished.

Article 58 When a person who is or was engaged in the business of fundamental statistics divulged or misappropriated the fundamental statistics prior to the date of publication specified pursuant to the provision of Article 8, paragraph (2), he/she shall be punished by imprisonment with work for not more than one year or a fine of not more than 1,000,000 yen.

- Article 59** (1) When a person listed in each item of Article 41 provided or misappropriated the information specified in each item of the same Article that he/she handles, for the purpose of acquiring a wrongful gain for himself/herself or a third party, he/she shall be punished by imprisonment with work for not more than one year or a fine of not more than 500,000 yen.
- (2) When a person listed in each item of Article 43, paragraph (1) provided or misappropriated the questionnaire information pertaining to his/her handling or utilization thereof, for the purpose of acquiring a wrongful gain for himself/herself or a third party, he/she shall be punished by imprisonment with work for not more than one year or a fine of not more than 500,000 yen.

Article 60 Any person who falls under any of the following items shall be punished by imprisonment with work for not more than six months or a fine of not more than 500,000 yen:

- (i) A person who hindered another person requested to report a fundamental statistical survey under Article 13 in complying with the request for a report;
- (ii) A person engaged in the production of fundamental statistics who acted to falsify fundamental statistics.

Article 61 Any person who falls under any of the following items shall be punished by a fine of not more than 500,000 yen:

- (i) Any person who, in violation of Article 13, refused to make a report of a fundamental statistical survey or has made a false report;
- (ii) A person who did not submit materials under Article 15, paragraph (1) or submitted false materials, who refused, hindered, or avoided inspections under the same paragraph, or who did not give answers to questions under the same paragraph or gave false answers;
- (iii) A person having received the provision of anonymized data under Article 36, a person having accepted an entrustment of business concerning the handling of the anonymized data, or a person being or having been engaged in other business pertaining to the said entrustment, who provided or misappropriated the anonymized data for the purpose of acquiring a wrongful gain for himself/herself or a third party.

Article 62 Crimes set forth in Article 57, paragraph (1), items (ii) and (iii), Article 58, Article 59, and Article 61, item (iii) shall apply to a person who committed such crimes outside of Japan.

Supplementary Provisions

Effective Date

Article 1 This Act shall come into effect as from the date specified by a Cabinet Order within a period not exceeding two years from the day of promulgation; provided, however, that the provisions of Chapter 1, Chapter 5, and Article 3 and Article 22 of the Supplementary Provisions shall come into effect as from the date specified by a Cabinet Order within a period not exceeding six months from the day of promulgation.

Repeal of the Statistical Reports Coordination Act

Article 2 The Statistical Reports Coordination Act (Act No. 148 of 1952) shall be repealed.

Preparations

Article 3 Establishment of a production standard under Article 6 of the Statistics Act after revision (hereinafter referred to as the “New Act”), development of the establishment frame database under Article 27 of the New Act, establishment of statistical standards under Article 28 of the New Act, production of anonymized data under Article 35 of the New Act and procedures and other acts necessary for these may be conducted even prior to the effective date of this Act (hereinafter referred to as the “effective date”) in accordance with the provisions of the New Act.

Implementation Year of the First Population Census

Article 4 The first population census under the main clause of Article 5, paragraph (2) of the New Act shall be implemented in 2010.

Transitional Measures concerning Designated Statistics

Article 5 Designated statistics that have already been designated pursuant to the provision of Article 2 of the Statistics Act prior to revision (hereinafter referred to as the “Old Act”) at the time of the enforcement of this Act (limited to designated statistics publicly notified by the Minister of Internal Affairs and Communications as of the effective date) shall be deemed to be fundamental statistics designated pursuant to the provision of Article 2, paragraph 4, item (iii) of the New Act.

Transitional Measures concerning Designated Statistical Surveys

Article 6 Designated statistical surveys that have been approved pursuant to the provision of Article 7, paragraph (1) of the Old Act prior to the effective date (when any changes have been approved pursuant to the provision of paragraph (2) of the same Article, designated statistical surveys after the changes) shall be deemed to be fundamental statistical surveys approved pursuant to the provision of Article 9, paragraph (1) of the New Act.

Transitional Measures concerning Notified Statistical Surveys

Article 7 (1) Statistical surveys that have been notified pursuant to the provision of Article 8, paragraph (1) of the Old Act prior to the effective date (limited to those notified by administrative organs) shall not be required to obtain approval from the Minister of Internal Affairs and Communications for the period until the day on which one year has elapsed from the effective date, notwithstanding the provision of Article 19, paragraph (1) of the New Act.

(2) Among statistical surveys that have been notified pursuant to the provision of Article 8, paragraph (1) of the Old Act prior to the effective date, those notified by local public entities shall be deemed to be statistical surveys notified pursuant to the provision of Article 24, paragraph (1) of the New Act as of the effective date, and those notified by incorporated administrative agencies, etc. that fall under statistical surveys to which the provision of Article 25 of the New Act shall apply after the effective date shall be deemed to be statistical surveys notified pursuant to the provision of the same Article as of the effective date.

Transitional Measures concerning Utilization of Questionnaires

Article 8 (1) A person who has already utilized questionnaires pursuant to the provision of Article 15, paragraph (2) of the Old Act at the time of the enforcement of this Act may utilize the questionnaires in accordance with the provisions then in force for the period until the day on which six months have elapsed from the effective date, notwithstanding the provisions of the New Act.

(2) With regard to the disposition of applications for approval under Article 15, paragraph (2) of the Old Act which were filed prior to the effective date and for which approval or disapproval has not yet been determined at the time of the enforcement of this Act, the provisions then in force shall remain applicable.

Transitional Measures concerning Questionnaires and Statistical Reports

Article 9 (1) Information recorded in questionnaires which were collected to produce designated statistics pursuant to the provisions of the Old Act shall be deemed to be questionnaire information pertaining to fundamental statistical surveys pursuant to the provisions of the New Act.

(2) Information recorded in questionnaires which were collected through notified statistical surveys (limited to those conducted by administrative organs) pursuant to the provisions of the Old Act shall be deemed to be questionnaire information pertaining to general statistical surveys pursuant to the provisions of the New Act, information recorded in questionnaires which were collected through notified statistical surveys (limited to those conducted by local public entities) pursuant to the provisions of the Old Act shall be deemed to be questionnaire information pertaining to statistical surveys conducted by local public entities pursuant to the provisions of the New Act, and information

recorded in questionnaires which were collected through notified statistical surveys (limited to those conducted by incorporated administrative agencies, etc. that fall under statistical surveys to which the provision of Article 25 of the New Act shall apply after the effective date) pursuant to the provisions of the Old Act shall be deemed to be questionnaire information pertaining to statistical surveys conducted by incorporated administrative agencies, etc. under Article 25 pursuant to the provisions of the New Act.

- (3) Information recorded in statistical reports which have been obtained by collecting statistical reports pursuant to the provision of the Statistical Reports Coordination Act (hereinafter referred to as the “Old Statistical Reports Coordination Act”) prior to the repeal under Article 2 of the Supplementary Provisions shall be deemed to be questionnaire information pertaining to general statistical surveys pursuant to the provisions of the New Act; provided, however, that the provisions of Articles 32 to 38, Article 40, paragraph (1) and Article 52 of the New Act shall not apply to information among statistical reports that is recorded in parts other than those pertaining to matters that are entered in written applications under Article 4, paragraph (2) of the Old Statistical Reports Coordination Act and that are solely used to produce statistics.

Transitional Measures concerning Publication of the Results

Article 10 With regard to the application of the provision of Article 16 of the Old Act to the results of designated statistical surveys that have not been publicized prior to the effective date, the provisions then in force shall remain applicable.

Transitional Measures concerning Penal Provisions

Article 11 With regard to the application of penal provisions to the acts committed prior to the effective date, the provisions then in force shall remain applicable.

Transitional Measures concerning Collection of Statistical Reports

Article 12 Collection of statistical reports that have obtained approval under Article 4, paragraph (1) of the Old Statistical Reports Coordination Act prior to the effective date shall be deemed to be general statistical surveys that have obtained approval under Article 19, paragraph (1) of the New Act for the period until the expiration of the term for approval specified pursuant to the provision of Article 5, paragraph (2) of the Old Statistical Reports Coordination Act.

Transitional Measures concerning Filing of Objections

Article 13 With regard to procedures for objections filed against the Minister of Internal Affairs and Communications pursuant to the provision of Article 11, paragraph (1) of the Old Statistical Reports Coordination Act prior to the effective date, the provisions then in force shall remain applicable.

Effects of Disposition or Procedures pursuant to the Provisions of the Old Act, etc.

Article 14 Disposition, procedures, or other acts that have been conducted pursuant to the provisions of the Old Act, the Old Statistical Reports Coordination Act, or orders pursuant to the Acts prior to the effective date and for which the New Act or orders pursuant to the New Act have equivalent provisions shall be deemed to have been conducted pursuant to the equivalent provisions of the New Act or orders pursuant to the New Act, except as otherwise provided by these Supplementary Provisions.

Relationship with Ordinances of Local Public Entities

- Article 15** (1) When ordinances of local public entities have the provisions in which the acts to be regulated by the New Act shall be punished, the parts pertaining to the acts shall cease to be effective upon enforcement of this Act.
- (2) When the provisions of Ordinances of local public entities cease to be effective pursuant to the provision of the preceding paragraph, with regard to the punishment

for violations committed prior to the invalidation, the provisions then in force shall remain applicable even after the invalidation, unless the local public entities provide otherwise in their Ordinances.

Delegation to a Cabinet Order

Article 16 In addition to what is provided for in Article 5 to the preceding Article of the Supplementary Provisions, any necessary transitional measures for the enforcement of this Act shall be specified by a Cabinet Order.

Review

Article 17 Approximately five years after this Act comes into effect, the government shall take into account the situation of the enforcement of the provision of Article 37 of the New Act, review this provision, and take any necessary measures based on the results of the review, when it is found to be necessary.

(Articles 18 to 24 of the Supplementary Provisions are omitted.)

Appendix 2 Organizational history of the Bureau and the Director-General for Policy Planning

Date	Statistics Bureau / Director-General for Policy Planning
Dec. 1871	Statistics Division (<i>Seihyo-ka</i>) is established in the Main Office of the pre-constitutional Meiji government (<i>Dajokan Seiin</i>).
Dec. 1879	Population Survey of the Province of Kai (<i>Kainokuni Genzai Ninbetsu Shirabe</i>) conducted as the first government population survey employing field enumeration in Japan.
May 1881	After several reorganizations, the Statistics Office (<i>Tokei-in</i>) is established within the <i>Dajokan</i> , greatly strengthening the statistical system of the government. This Statistics Office is responsible for coordinating all statistical activities of the government.
Dec. 1885	With the establishment of the Cabinet in place of the <i>Dajokan</i> , the Statistics Office becomes the Statistics Bureau , an external bureau of the Cabinet.
May 1920	The Cabinet Statistics Bureau and the Munitions Bureau (<i>Gunju Kyoku</i>) merge, and the Census Office (<i>Kokusei-in</i>) is established within the Cabinet, with the statistics department becoming the First Division of the Office. First nationwide population census is conducted as of October 1.
Feb. 1921	Statistics Staff Training Institute is established in the First Division of the Census Office.
Dec. 1924	Cabinet Statistics Bureau is reinstated (as an internal bureau) following abolition of the Census Office.

Date	Statistics Bureau	Director-General for Policy Planning
Dec. 1946		After World War II, responsibility for coordination of statistics and statistical activities is transferred to the Statistical Commission which is established in the Cabinet.
May 1947	With the establishment of the Prime Minister's Agency, the Cabinet Statistics Bureau becomes the Statistics Bureau of the Prime Minister's Agency .	
Jun. 1949	With the establishment of the Prime Minister's Office, the Statistics Bureau of the Prime Minister's Agency becomes the Statistics Bureau of the Prime Minister's Office .	With the establishment of the Prime Minister's Office, the Statistical Commission becomes an external bureau of the Prime Minister's Office.
Aug. 1952		With the establishment of the Administrative Management Agency, the Statistical Commission becomes the Statistical Standards Department of the Agency. At the same time, the Statistics Council is established as an advisory organ to the department.

Date	Statistics Bureau	Director-General for Policy Planning
Aug. 1957		The Statistical Standards Department of the Administrative Management Agency becomes the Statistical Standards Bureau of the Agency.
Jun. 1968		The Statistical Standards Bureau of the Administrative Management Agency becomes the Office of the Director for Statistical Standards of the Agency.

Date	Statistics Bureau / Director-General for Policy Planning
Jul. 1984	With the establishment of the Management and Coordination Agency, the Statistics Bureau of the Management and Coordination Agency is formed by combining the General Affairs Division, the Statistical Information Division and the Survey Department of the Statistics Bureau with the Office of the Director for Statistical Standards of the Administrative Management Agency. At the same time, the Tabulation Department of the Statistics Bureau is transformed into the Statistics Center. The Statistical Training Institute becomes an organ attached to the Statistics Center.
Jan. 2001	With the reorganization of Japan's central government, the Management and Coordination Agency is reorganized into the newly established Ministry of Internal Affairs and Communications (MIC). As a consequence the Statistics Bureau and the Statistics Center become part of MIC. The Statistical Training Institute is transformed into the Statistical Research and Training Institute by integrating the research and publishing functions as well as the library.
Apr. 2003	The Statistics Center is reorganized into an incorporated administrative agency and renamed the National Statistics Center. The Statistical Research and Training Institute is reorganized into a training institution of the MIC.

Date	Statistics Bureau	Director-General for Policy Planning
Aug. 2005		The Statistical Standards Department of the Statistics Bureau is reorganized into the Director-General for Policy Planning (Statistical Standards) of the MIC.
Oct. 2007	The Statistical Council is abolished, and the Statistics Commission is established in the Cabinet Office.	

Appendix 3 Government statistical organizations

Organizations	Main Activities /Surveys/Statistics	Contacts
<u>Cabinet Office</u>		
Economic and Social Research Institute	<ul style="list-style-type: none"> • SNA(National Accounts) • Consumer Confidence Survey 	Mailing address: 1-6-1 Nagata-cho, Chiyoda-ku, Tokyo 100-8914 Tel: +81-3-5253-2111 Website: http://www.cao.go.jp/index-e.html
<u>Ministry of Internal Affairs and Communications</u>		
Statistics Bureau	<ul style="list-style-type: none"> • Population Census • Economic Census 	Mailing address: 19-1 Wakamatsu-cho, Shinjuku-ku, Tokyo 162-8668 Tel: +81-3-5273-2020 Website: http://www.stat.go.jp/english/index.htm
Director-General for Policy Planning (Statistical Standards)	<ul style="list-style-type: none"> • Overall Coordination • Input-Output Tables 	Website: http://www.stat.go.jp/english/index.htm
<u>Ministry of Justice</u>		
Judicial System Department, Minister's Secretariat	<ul style="list-style-type: none"> • Statistical Survey on Registration 	Mailing address: 1-1-1 Kasumigaseki, Chiyoda-ku, Tokyo 100-8977 Tel: +81-3-3580-4111 Website: http://www.moj.go.jp/ENGLISH/preface.html
<u>Ministry of Finance</u>		
Policy Research Institute	<ul style="list-style-type: none"> • Financial Statements Statistics of Corporations by Industry 	Mailing address: 3-1-1 Kasumigaseki, Chiyoda-ku, Tokyo 100-8940 Tel: +81-3-3581-4111 Website: http://www.mof.go.jp/english/index.htm
<u>Ministry of Education, Culture, Sports, Science and Technology</u>		
Analytical Research Planning Division, Lifelong Learning Policy Bureau	<ul style="list-style-type: none"> • School Basic Survey 	Mailing address: 3-2-2 Kasumigaseki, Chiyoda-ku, Tokyo 100-8959 Tel: +81-3-5253-4111 Website: http://www.mext.go.jp/english/index.htm

Organizations	Main Activities /Surveys/Statistics	Contacts
<p><u>Ministry of Health, Labour and Welfare</u> Statistics and Information Department, Minister's Secretariat</p>	<ul style="list-style-type: none"> • Vital Statistics • Monthly Labour Survey 	<p>Mailing address: 1-2-2 Kasumigaseki, Chiyoda-ku, Tokyo 100-8916 Tel: +81-3-5253-1111 Website: http://www.mhlw.go.jp/english/index.html</p>
<p><u>Ministry of Agriculture, Forestry and Fisheries</u> Statistics Department, Minister's Secretariat</p>	<ul style="list-style-type: none"> • Census of Agriculture and Forestry • Fisheries Census 	<p>Mailing address: 1-2-1 Kasumigaseki, Chiyoda-ku, Tokyo 100-8950 Tel: +81-3-3502-8111 Website: http://www.maff.go.jp/e/index.html</p>
<p><u>Ministry of Economy, Trade and Industry</u> Research and Statistics Department, Economic and Industrial Policy Bureau</p>	<ul style="list-style-type: none"> • Census of Manufactures • Census of Commerce 	<p>Mailing address: 1-3-1 Kasumigaseki, Chiyoda-ku, Tokyo 100-8901 Tel: +81-3-3501-1511 Website: http://www.meti.go.jp/english/index.html</p>
<p><u>Ministry of Land, Infrastructure Transport and Tourism</u> Information and Research Department, Policy Bureau</p>	<ul style="list-style-type: none"> • Statistics on Building Construction Started • Survey on Motor Vehicle Transport 	<p>Mailing address: 2-1-3 Kasumigaseki, Chiyoda-ku, Tokyo 100-8918 Tel: +81-3-5253-8111 Website: http://www.mlit.go.jp/index_e.html</p>

Appendix 4 List of major publications

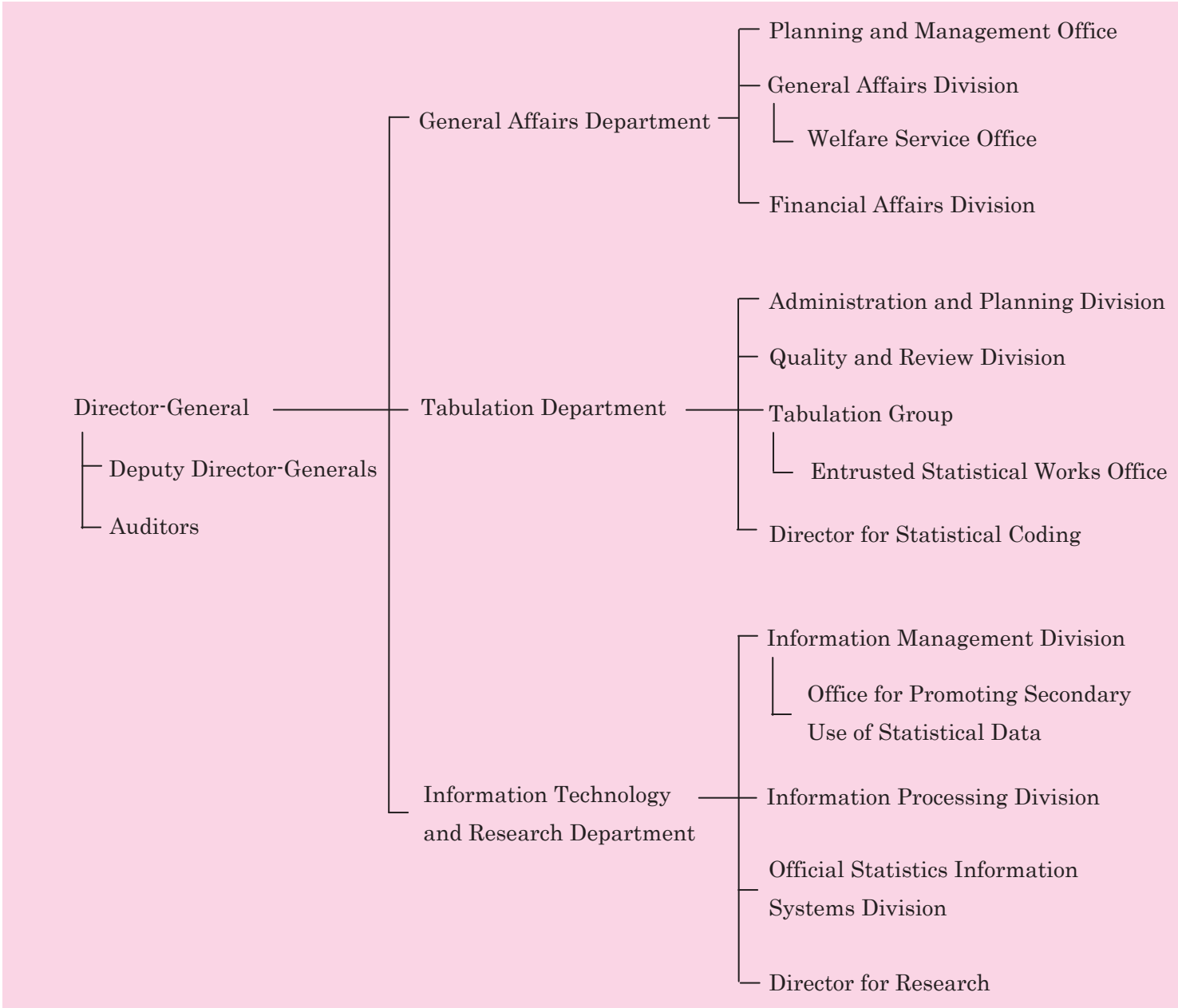
Title	Cycle	Remarks
Statistical compendia and social indicators		
Japan Statistical Yearbook	Annual	
<i>Nihon no Tokei</i> (Statistics of Japan)	Annual	In Japanese only
<i>Sekai no Tokei</i> (International Statistical Compendium)	Annual	In Japanese only
Statistical Handbook of Japan	Annual	In English only
Social Indicators by Prefecture	Annual	
<i>Tokei de Miru Ken no Sugata</i> (Statistical Observations of Prefectures)	Annual	In Japanese only
<i>Tokei de Miru Shi, Ku, Cho, Son no Sugata</i> (Statistical Observations of <i>Shi, Ku, Machi, Mura</i>)	Annual	In Japanese only
Statistical coordination and standards		
<i>Tokei Kijun Nempo</i> (Annual Report on Statistical Standards)	Annual	In Japanese only
Statistical Notes of Japan	Annual	In English only
Guide to Official Statistics in Japan	Biennial	In English only
<i>Shogaikoku ni okeru Tokei no Seido to Unei</i> (Statistical System and Management in Foreign Countries)	Annual	In Japanese only
<i>Nippon Hyojun Sangyo Bunrui</i> (Japan Standard Industrial Classification)	-	In Japanese only
<i>Nippon Hyojun Shokugyo Bunrui</i> (Japan Standard Classification of Occupations)	-	In Japanese only
<i>Nippon Hyojun Shohin Bunrui</i> (Japan Standard Commodity Classification)	-	

Title	Cycle	Website
Major censuses and surveys		
Report on the Population Census	Quinquennial	http://www.stat.go.jp/english/data/kokusei/index.htm
Report on the Current Population Estimates	Monthly, Annual	http://www.stat.go.jp/english/data/jinsui/index.htm
Report on Internal Migration in Japan Derived from the Basic Resident Registers	Monthly, Annual	http://www.stat.go.jp/english/data/idou/index.htm
Report on the Housing and Land Survey	Quinquennial	http://www.stat.go.jp/english/data/jyutaku/index.htm
Report on the Labour Force Survey	Monthly, Annual	http://www.stat.go.jp/english/data/roudou/index.htm
Report on the Employment Status Survey	Quinquennial	http://www.stat.go.jp/english/data/shugyou/index.htm
Report on the Establishment and Enterprise Census (1947-2006)	Quinquennial	http://www.stat.go.jp/english/data/jigyoku/index.htm
Report on the Survey on Service Industries (1989-2004)	Quinquennial	http://www.stat.go.jp/english/data/service/index.htm
Report on the Unincorporated Enterprise Survey	Quartely, Annual	http://www.stat.go.jp/english/data/kojinke/index.htm
Report on the Survey of Research and Development	Annual	http://www.stat.go.jp/english/data/kagaku/index.htm
Report on the Family Income and Expenditure Survey	Monthly, Annual	http://www.stat.go.jp/english/data/kakei/index.htm
Report on the National Survey of Family Income and Expenditure	Quinquennial	http://www.stat.go.jp/english/data/zensho/index.htm
Report on the Survey of Household Economy	Monthly, Annual	http://www.stat.go.jp/english/data/joukyou/index.htm
Report on the Retail Price Survey	Monthly, Annual	http://www.stat.go.jp/english/data/kouri/index.htm
Report on the National Survey of Prices	Quinquennial	http://www.stat.go.jp/english/data/zenbutu/index.htm
Report on the Consumer Price Index	Monthly, Annual	http://www.stat.go.jp/english/data/cpi/index.htm
Report on the Survey on Time Use and Leisure Activities	Quinquennial	http://www.stat.go.jp/english/data/shakai/index.htm

Title	Cycle	Remarks
Others		
Statistical Maps on Grid-Square Basis Population Census, Establishment and Enterprise Census, and linked results of the two censuses	Quinquennial	In Japanese only
Input-Output Tables	Quinquennial	

Note: All publications include English translations unless otherwise indicated.

Appendix 5 · Organization of the National Statistics Center



The National Statistics Center had been a part of the MIC, but it was separated from the MIC in April 2003. The core function of the Center is to perform the tabulation necessary for government statistical surveys, foremost among them the Population Census.



Statistics Bureau
Ministry of Internal Affairs and Communications

19-1 Wakamatsu-cho, Shinjuku-ku, Tokyo 162-8668 Japan

Phone : +81-3-5273-1116

Fax : +81-3-5273-1180

E-mail : stat_webmaster@soumu.go.jp

Website : <http://www.stat.go.jp/english/index.htm>