

Sunday 10 April 2011

Address

For office use only

County Code	Enumeration Area Code	Small Area Code	D. No.	Number of persons PRESENT			ABSENT persons
				Males	Females	Total	

Census 2011

The 2011 Census will take place on Sunday 10 April and will count all the people and households in the country on that night. It is the twenty-fourth census to be held since 1841. The census results will give a comprehensive picture of the social and living conditions of our people and will assist in planning for the future.

What you need to do

Please keep this form in a safe place and complete it on the night of Sunday 10 April, Census Night. You should consult the Explanatory Notes on the back page to assist you in completing the form. Remember to sign the declaration on page 23 and to have your completed form ready for collection by your Enumerator.

Legal obligation to participate

This is a Notice under Section 26 of the Statistics Act 1993. The Census is being taken under the Statistics Act 1993 and the Statistics (Census of Population) Order 2010. Under Sections 26 and 27 of the Statistics Act 1993 you are obliged by law to complete and return this form. Any person who fails or refuses to provide this information or who knowingly provides false information may be subject to a fine of up to €25,000.

Confidentiality is guaranteed

The confidentiality of your census return is legally guaranteed by the Statistics Act 1993. The Central Statistics Office will use the information you provide for statistical purposes only. This includes the production of statistical tables and analytical reports and the selection of samples for some of our surveys.

Your Census Enumerator

Your Census Enumerator will help you if you have any questions about the Census. Please co-operate fully with your Enumerator to help ensure the success of Census 2011.

Thank you for your co-operation.

Gerard O'Hanlon
Director General

Who should complete the Census Form?

The householder or any adult member of the household present on the night of Sunday 10 April should complete this form. A separate Household Form should be completed for every household.

A household is:

- one person living alone, or
- a group of related or unrelated people living at the same address with common housekeeping arrangements, meaning they share at least one meal a day or share a living or sitting room.

Do you need additional forms?

If there is more than one household at this address, ask your Enumerator for another Household Form.

If there are more than 6 persons in your household on Sunday 10 April, ask your Enumerator for a blue Individual Form for each additional person.

How to complete your Census Form

1. Use a Black or Blue pen.
2. Mark boxes like this .
3. If you make a mistake, do this and mark the correct box.

Where you are required to write in an answer please use BLOCK CAPITAL LETTERS and leave one space between each word. Continue on to a new line if a word will not fit, for example:

H O T E L R E C E
P T I O N I S T

Have your form ready for collection

Your Enumerator will return between Monday 11 April and Monday 9 May to collect your completed form.

If your form has not been collected by 9 May, please return it fully completed to Central Statistics Office, PO Box 2011, Freepost 4726, Swords, Co. Dublin.

Féadfar leagan Béarla nó Gaeilge den fhoirm seo a chomhlánú.



START HERE



H1 What type of accommodation does your household occupy?

Mark one box only.

A whole house or bungalow that is:

- 1 Detached
- 2 Semi-detached
- 3 Terraced (including end of terrace)

A flat or apartment (including duplexes) that is self-contained:

- 4 In a purpose-built block
- 5 Part of a converted house or commercial building

A bed-sit:

- 6 Bed-sit (with some shared facilities e.g. toilet)

A mobile or temporary structure:

- 7 A caravan or other mobile or temporary structure

H2 When was your house, flat or apartment first built?

Mark the year in which first built even if the building was subsequently converted, extended or renovated.

- 1 Before 1919
- 2 1919 - 1945 inclusive
- 3 1946 - 1960 inclusive
- 4 1961 - 1970 inclusive
- 5 1971 - 1980 inclusive
- 6 1981 - 1990 inclusive
- 7 1991 - 2000 inclusive
- 8 2001 - 2005 inclusive
- 9 2006 or later

H3 Does your household own or rent your accommodation?

Mark one box only.

- 1 Own with mortgage or loan
- 2 Own outright
- 3 Rent
- 4 Live here rent free

If renting, who is your landlord?

- 1 Private landlord
- 2 Local Authority
- 3 Voluntary/Co-operative housing body

H4 If your accommodation is rented, how much rent does your household pay?

Enter amount to the nearest Euro.

€ .

Mark one box only.

- 1 Per week
- 2 Per month
- 3 Per year

H5 How many rooms do you have for use only by your household?

Do NOT count bathrooms, toilets, kitchens, utility rooms, consulting rooms, offices, shops, halls or landings, or rooms that can only be used for storage such as cupboards.

Do count all other rooms such as kitchens, living rooms, bedrooms, conservatories you can sit in, and studies.

- If two rooms have been converted into one, count them as one room.

Number of rooms

H6 What is the main type of fuel used by the central heating in your accommodation?

Mark one box only.

- 1 No central heating
- 2 Oil
- 3 Natural Gas
- 4 Electricity
- 5 Coal (including anthracite)
- 6 Peat (including turf)
- 7 Liquid Petroleum Gas (LPG)
- 8 Wood (including wood pellets)
- 9 Other

H7 What type of piped water supply does your accommodation have?

Mark one box only.

- 1 Connection to a Public Main
- 2 Connection to a Group Water Scheme with a Local Authority source of supply
- 3 Connection to a Group Water Scheme with a private source of supply (e.g. borehole, lake, etc.)
- 4 Connection to other private source (e.g. well, lake, rainwater tank, etc.)
- 5 No piped water supply

H8 What type of sewerage facility does your accommodation have?

Mark one box only.

- 1 Public sewerage scheme
- 2 Individual septic tank
- 3 Individual treatment system other than a septic tank
- 4 Other sewerage facility
- 5 No sewerage facility

H9 How many cars or vans are owned or are available for use by one or more members of your household?

Include any company car or van if available for private use.

Mark one box only.

- 1 One
- 2 Two
- 3 Three
- 4 Four or more
- 5 None

H10 Does your household have a personal computer (PC)?

- 1 Yes
- 2 No

H11 Does your household have access to the Internet?

Mark 'Yes' if you have access to the Internet in your home.

- 1 Yes, Broadband connection
- 2 Yes, other connection
- 3 No

H12 Go to next page

ALL PERSONS MUST BE ENUMERATED WHERE THEY SPEND CENSUS NIGHT

Below are two lists. List 1 is for persons present at this address on the night of Sunday 10 April, Census Night. List 2 is for persons who usually live at this address but who are temporarily away on the night of Sunday 10 April. See the Explanatory Notes relating to Question 7 on the back page for guidance in interpreting a person's place of usual residence.

PRESENT PERSONS

✓ INCLUDE in List 1

- All persons alive at midnight on Sunday 10 April who spent the night at this address.
- Persons who stayed temporarily in the household (i.e. visitors).
- Persons who arrived the following morning not having been enumerated elsewhere.

✗ DO NOT INCLUDE in List 1

- Any person who usually lives at this address but who is temporarily absent on the night of Sunday 10 April. These persons should be listed as being absent in List 2 below.
- Students who were away from home on the night of Sunday 10 April. They should be listed as being absent in List 2 below.
- Babies born after midnight on Sunday 10 April.

LIST 1 Persons PRESENT in the household on the night of Sunday 10 April

Person No.	First name and surname	
1		Answer questions relating to each person present in the household on Sunday 10 April beginning on Page 4 in the same order as listed here.
2		
3		
4		
5		
6		
7		Answer questions relating to persons 7, 8, 9 etc. on additional blue Individual Forms available from your Enumerator.
8		
9		
10		
11		
12		

ABSENT PERSONS

✓ INCLUDE in List 2

- All persons who usually live at this address but who are temporarily absent on Sunday 10 April.
- Students away at school or college.

✗ DO NOT INCLUDE in List 2

- Anyone included in List 1.

LIST 2 Absent persons who usually live in the household

Person No.	First name and surname	
1		Answer questions beginning on Page 22 for each usual resident listed here as being absent from the household on the night of Sunday 10 April.
2		
3		
4		
If there are more than 4 usual residents absent on the night of Sunday 10 April, please ask your Enumerator for guidance.		

Person 1

See Explanatory Notes on back page

Mark boxes like this

1 What is your name? (Person 1)

First name and surname.

2 Sex

- 1 Male 2 Female

3 What is your date of birth?

Day Month Year

4 Relationship question does not apply to Person 1.

7 Where do you usually live?

- 1 HERE at this address
2 Elsewhere in IRELAND (including Northern Ireland), write in your FULL ADDRESS

- 3 Elsewhere ABROAD, write in the COUNTRY

8 Where did you usually live one year ago?

Answer if aged 1 year or over.

- 1 SAME as now
2 Elsewhere in IRELAND (including Northern Ireland), write in the COUNTY

- 3 Elsewhere ABROAD, write in the COUNTRY

9 Have you lived outside the Republic of Ireland for a continuous period of one year or more?

Answer if aged 1 year or over and living in Ireland.

- 1 Yes
2 No

If 'Yes', write in the YEAR of last taking up residence in the Republic of Ireland

 AND
the COUNTRY of last previous residence.

10 What is your nationality?

If you have more than one nationality, please declare all of them.

- 1 Irish
2 Other NATIONALITY, write in

- 3 No nationality

11 What is your ethnic or cultural background?

Choose ONE section from A to D, then the appropriate box.

A White

- 1 Irish
2 Irish Traveller
3 Any other White background

B Black or Black Irish

- 4 African
5 Any other Black background

C Asian or Asian Irish

- 6 Chinese
7 Any other Asian background

D Other, including mixed background

- 8 Other, write in description

12 What is your religion?

Mark one box only.

- 1 Roman Catholic
2 Church of Ireland
3 Islam
4 Presbyterian
5 Orthodox
6 Other, write in your RELIGION

- 7 No religion

13 How many children have you given birth to?

This question is for women only.

Write in number of children born alive.

 1 None

14 Can you speak Irish?

Answer if aged 3 years or over.

- 1 Yes
2 No

If 'Yes', do you speak Irish?

Mark the boxes that apply.

- 1 Daily, within the education system
2 Daily, outside the education system
3 Weekly
4 Less often
5 Never

5 What is your current marital status?

Answer if aged 15 years or over.

Mark one box only.

- 1 Single (never married)
2 Married (first marriage)
3 Re-married (following widowhood)
4 Re-married (following divorce/annulment)
5 Separated (including deserted)
6 Divorced
7 Widowed

6 What is your place of birth?

Give the place where your mother lived at the time of your birth.

If IRELAND (including Northern Ireland), write in the COUNTY.

If elsewhere ABROAD, write in the COUNTRY.



Person 1

Write in BLOCK CAPITALS

Mark boxes like this

15 Do you speak a language other than English or Irish at home?

- 1 Yes
 2 No **▶ Go to Q16**

What is this language?

(e.g. POLISH, GERMAN, IRISH SIGN LANGUAGE)

How well do you speak English?

Mark one box only.

- 1 Very well
 2 Well
 3 Not well
 4 Not at all

16 Do you have any of the following long-lasting conditions or difficulties?

- | | | |
|---|-----|----|
| (a) Blindness or a serious vision impairment | Yes | No |
| (b) Deafness or a serious hearing impairment | Yes | No |
| (c) A difficulty with basic physical activities such as walking, climbing stairs, reaching, lifting or carrying | Yes | No |
| (d) An intellectual disability | Yes | No |
| (e) A difficulty with learning, remembering or concentrating | Yes | No |
| (f) A psychological or emotional condition | Yes | No |
| (g) A difficulty with pain, breathing, or any other chronic illness or condition | Yes | No |

17 If 'Yes' to any of the categories specified in Question 16, do you have any difficulty in doing any of the following?

- | | | |
|---|-----|----|
| (a) Dressing, bathing or getting around inside the home | Yes | No |
| (b) Going outside the home alone to shop or visit a doctor's surgery | Yes | No |
| (c) Working at a job or business or attending school or college | Yes | No |
| (d) Participating in other activities, for example leisure or using transport | Yes | No |

18 How is your health in general?

Mark one box only.

- 1 Very good
 2 Good
 3 Fair
 4 Bad
 5 Very bad

19 How do you usually travel to work, school or college?

Mark one box only, for the longest part, by distance, of your usual journey to work, school or college.

- 1 Not at work, school or college
 2 On foot
 3 Bicycle
 4 Bus, minibus or coach
 5 Train, DART or LUAS
 6 Motor cycle or scooter
 7 Driving a car
 8 Passenger in a car
 9 Van
 10 Other, including lorry
 11 Work mainly at or from home

20 What time do you usually leave home to go to work, school or college?

- 1 Not at work, school or college
 2 Before 06.30
 3 06.30 - 07.00
 4 07.01 - 07.30
 5 07.31 - 08.00
 6 08.01 - 08.30
 7 08.31 - 09.00
 8 09.01 - 09.30
 9 After 09.30

21 How long does your journey to work, school or college usually take?

Write in minutes.

--	--	--

22 Do you provide regular unpaid personal help for a friend or family member with a long-term illness, health problem or disability?

Include problems which are due to old age. Personal help includes help with basic tasks such as feeding or dressing.

- 1 Yes
 2 No

If 'Yes', for how many hours per week?

Write in hours.

--	--	--

23 If you are aged under 15

▶ Go to Q34

24 Have you ceased your full-time education?

- 1 Yes
 2 No

If 'Yes', write in AGE at which it ceased.

--	--

25 What is the highest level of education/training (full-time or part-time) which you have completed to date?

Mark one box only.

- 1 No formal education/training
 2 Primary education
NFQ Levels 1 or 2
 FETAC Level 1 or 2 Cert. or equivalent
 3 Lower Secondary
NFQ Level 3
 Junior/Inter/Group Cert., FETAC Level 3 Cert.,
 FÁS Introductory Skills, NCVA Foundation
 Cert. or equivalent
 4 Upper Secondary
NFQ Levels 4 or 5
 Leaving Cert. (including Applied and
 Vocational programmes) or equivalent
 5 Technical or Vocational
NFQ Levels 4 or 5
 FETAC Level 4/5 Cert., NCVA Level 1/2, FÁS
 Specific Skills, Teagasc Cert. in Agriculture,
 CERT Craft Cert. or equivalent
 6 Advanced Certificate/Completed
 Apprenticeship
NFQ Level 6
 FETAC Advanced Cert., NCVA Level 3, FÁS
 National Craft Cert., Teagasc Farming Cert.,
 CERT Professional Cookery Cert. or equivalent
 7 Higher Certificate
NFQ Level 6
 NCEA/HETAC National Cert. or equivalent
 8 Ordinary Bachelor Degree or
 National Diploma
NFQ Level 7
 9 Honours Bachelor Degree/
 Professional qualification or both
NFQ Level 8
 10 Postgraduate Diploma or Degree
NFQ Level 9
 Postgraduate Diploma, Masters Degree
 or equivalent
 11 Doctorate (Ph.D) or higher
NFQ Level 10



Person 2

See Explanatory Notes on back page

Mark boxes like this

1 What is your name? (Person 2)

First name and surname.

2 Sex

1 Male 2 Female

3 What is your date of birth?

Day Month Year

4 What is your relationship to Person 1?

Mark one box only.

Relationship of PERSON 2 to Person 1

- Husband or wife 1
- Partner (incl. same-sex partner) 2
- Son or daughter 3
- Step-child 4
- Brother or sister 5
- Mother or father 6
- Grandparent 7
- Step-mother/-father 8
- Son-/daughter-in-law 9
- Grandchild 10
- Other related 11
- Unrelated (incl. foster child) 12

5 What is your current marital status?

Answer if aged 15 years or over.

Mark one box only.

- 1 Single (never married)
- 2 Married (first marriage)
- 3 Re-married (following widowhood)
- 4 Re-married (following divorce/annulment)
- 5 Separated (including deserted)
- 6 Divorced
- 7 Widowed

6 What is your place of birth?

Give the place where your mother lived at the time of your birth.

If IRELAND (including Northern Ireland), write in the COUNTY.

If elsewhere ABROAD, write in the COUNTRY.

7 Where do you usually live?

- 1 HERE at this address
- 2 Elsewhere in IRELAND (including Northern Ireland), write in your FULL ADDRESS

- 3 Elsewhere ABROAD, write in the COUNTRY

8 Where did you usually live one year ago?

Answer if aged 1 year or over.

- 1 SAME as now
- 2 Elsewhere in IRELAND (including Northern Ireland), write in the COUNTY

- 3 Elsewhere ABROAD, write in the COUNTRY

9 Have you lived outside the Republic of Ireland for a continuous period of one year or more?

Answer if aged 1 year or over and living in Ireland.

- 1 Yes
- 2 No

If 'Yes', write in the YEAR of last taking up residence in the Republic of Ireland

AND the COUNTRY of last previous residence.

10 What is your nationality?

If you have more than one nationality, please declare all of them.

- 1 Irish
- 2 Other NATIONALITY, write in

- 3 No nationality

11 What is your ethnic or cultural background?

Choose ONE section from A to D, then the appropriate box.

A White

- 1 Irish
- 2 Irish Traveller
- 3 Any other White background

B Black or Black Irish

- 4 African
- 5 Any other Black background

C Asian or Asian Irish

- 6 Chinese
- 7 Any other Asian background

D Other, including mixed background

- 8 Other, write in description

12 What is your religion?

Mark one box only.

- 1 Roman Catholic
- 2 Church of Ireland
- 3 Islam
- 4 Presbyterian
- 5 Orthodox
- 6 Other, write in your RELIGION

- 7 No religion

13 How many children have you given birth to?

This question is for women only.

Write in number of children born alive.

- 1 None

14 Can you speak Irish?

Answer if aged 3 years or over.

- 1 Yes
- 2 No

If 'Yes', do you speak Irish?

Mark the boxes that apply.

- 1 Daily, within the education system
- 2 Daily, outside the education system
- 3 Weekly
- 4 Less often
- 5 Never

Person 2

Write in BLOCK CAPITALS

Mark boxes like this

15 Do you speak a language other than English or Irish at home?

- 1 Yes
 2 No **▶ Go to Q16**

What is this language?

(e.g. POLISH, GERMAN, IRISH SIGN LANGUAGE)

How well do you speak English?

Mark one box only.

- 1 Very well
 2 Well
 3 Not well
 4 Not at all

16 Do you have any of the following long-lasting conditions or difficulties?

- | | | |
|---|-----|----|
| (a) Blindness or a serious vision impairment | Yes | No |
| (b) Deafness or a serious hearing impairment | Yes | No |
| (c) A difficulty with basic physical activities such as walking, climbing stairs, reaching, lifting or carrying | Yes | No |
| (d) An intellectual disability | Yes | No |
| (e) A difficulty with learning, remembering or concentrating | Yes | No |
| (f) A psychological or emotional condition | Yes | No |
| (g) A difficulty with pain, breathing, or any other chronic illness or condition | Yes | No |

17 If 'Yes' to any of the categories specified in Question 16, do you have any difficulty in doing any of the following?

- | | | |
|---|-----|----|
| (a) Dressing, bathing or getting around inside the home | Yes | No |
| (b) Going outside the home alone to shop or visit a doctor's surgery | Yes | No |
| (c) Working at a job or business or attending school or college | Yes | No |
| (d) Participating in other activities, for example leisure or using transport | Yes | No |

18 How is your health in general?

Mark one box only.

- 1 Very good
 2 Good
 3 Fair
 4 Bad
 5 Very bad

19 How do you usually travel to work, school or college?

Mark one box only, for the longest part, by distance, of your usual journey to work, school or college.

- 1 Not at work, school or college
 2 On foot
 3 Bicycle
 4 Bus, minibus or coach
 5 Train, DART or LUAS
 6 Motor cycle or scooter
 7 Driving a car
 8 Passenger in a car
 9 Van
 10 Other, including lorry
 11 Work mainly at or from home

20 What time do you usually leave home to go to work, school or college?

- 1 Not at work, school or college
 2 Before 06.30
 3 06.30 - 07.00
 4 07.01 - 07.30
 5 07.31 - 08.00
 6 08.01 - 08.30
 7 08.31 - 09.00
 8 09.01 - 09.30
 9 After 09.30

21 How long does your journey to work, school or college usually take?

Write in minutes.

--	--	--

22 Do you provide regular unpaid personal help for a friend or family member with a long-term illness, health problem or disability?

Include problems which are due to old age. Personal help includes help with basic tasks such as feeding or dressing.

- 1 Yes
 2 No

If 'Yes', for how many hours per week?

Write in hours.

--	--	--

23 If you are aged under 15

▶ Go to Q34

24 Have you ceased your full-time education?

- 1 Yes
 2 No

If 'Yes', write in AGE at which it ceased.

--	--

25 What is the highest level of education/training (full-time or part-time) which you have completed to date?

Mark one box only.

- 1 No formal education/training
 2 Primary education
NFQ Levels 1 or 2
 FETAC Level 1 or 2 Cert. or equivalent
 3 Lower Secondary
NFQ Level 3
 Junior/Inter/Group Cert., FETAC Level 3 Cert.,
 FÁS Introductory Skills, NCVA Foundation
 Cert. or equivalent
 4 Upper Secondary
NFQ Levels 4 or 5
 Leaving Cert. (including Applied and
 Vocational programmes) or equivalent
 5 Technical or Vocational
NFQ Levels 4 or 5
 FETAC Level 4/5 Cert., NCVA Level 1/2, FÁS
 Specific Skills, Teagasc Cert. in Agriculture,
 CERT Craft Cert. or equivalent
 6 Advanced Certificate/Completed
 Apprenticeship
NFQ Level 6
 FETAC Advanced Cert., NCVA Level 3, FÁS
 National Craft Cert., Teagasc Farming Cert.,
 CERT Professional Cookery Cert. or equivalent
 7 Higher Certificate
NFQ Level 6
 NCEA/HETAC National Cert. or equivalent
 8 Ordinary Bachelor Degree or
 National Diploma
NFQ Level 7
 9 Honours Bachelor Degree/
 Professional qualification or both
NFQ Level 8
 10 Postgraduate Diploma or Degree
NFQ Level 9
 Postgraduate Diploma, Masters Degree
 or equivalent
 11 Doctorate (Ph.D) or higher
NFQ Level 10



26 What is the main field of study of the highest qualification you have completed to date?

Exclude Secondary school qualifications.

Write in the field of study.

Grid for writing the field of study

(e.g. ACCOUNTANCY, BEAUTY THERAPY, FARMING, PLUMBING)

27 How would you describe your present principal status?

Mark one box only.

- 1 Working for payment or profit
2 Looking for first regular job
3 Unemployed
4 Student or pupil
5 Looking after home/family
6 Retired from employment
7 Unable to work due to permanent sickness or disability
8 Other, write in

28 If you are working, unemployed or retired

Go to Q29

If you are a student

Go to Q34

Otherwise

Go to Q35

29 Do (did) you work as an employee or are (were) you self-employed in your main job?

Your main job is the job in which you usually work(ed) the most hours.

Mark one box only.

- 1 Employee
2 Self-employed, with paid employees
3 Self-employed, without paid employees
4 Assisting relative (not receiving a fixed wage or salary)

30 What is (was) your occupation in your main job?

In all cases describe the occupation fully and precisely giving the full job title.

Use precise terms such as

RETAIL STORE MANAGER
SECONDARY TEACHER
ELECTRICAL ENGINEER

Do NOT use general terms such as

MANAGER
TEACHER
ENGINEER

Civil servants and local government employees should state their grade e.g. SENIOR ADMINISTRATIVE OFFICER. Members of the Gardaí or Army should state their rank. Teachers should state the branch of teaching e.g. PRIMARY TEACHER. Clergy and religious orders should give full description e.g. NUN, REGISTERED GENERAL NURSE.

Write in your main OCCUPATION.

If a farmer, write in the SIZE of the area farmed to the nearest hectare.

Grid for writing the size of the area farmed in hectares

31 If you are retired Go to Q35

32 What is (was) the business of your employer at the place where you work(ed) in your main job?

If you are (were) self-employed answer in respect of your own business. Describe the main product or service provided by your employer.

For example, MAKING COMPUTERS, REPAIRING CARS, SECONDARY EDUCATION, FOOD WHOLESAL, MAKING PHARMACEUTICALS, CONTRACT CLEANING, SOFTWARE DEVELOPMENT AND SUPPORT.

33 If you are unemployed Go to Q35

34 What is the FULL NAME and ADDRESS of your place of work, school or college?

Full name

Grid for writing the full name of the place of work

Address

Grid for writing the address of the place of work

- 1 Work mainly at or from home
2 No fixed place of work

35 Answer questions for Person 3 starting on the next page. If there are only two persons present in the household on the night of 10 April Go to page 22

Person 3

See Explanatory Notes on back page

Mark boxes like this

1 What is your name? (Person 3)

First name and surname.

2 Sex

1 Male 2 Female

3 What is your date of birth?

Day Month Year

4 What is your relationship to Persons 1 and 2?

Mark one box only for each person.

Relationship of PERSON 3 to	Persons 1 2
Husband or wife	1 <input type="checkbox"/> 2 <input type="checkbox"/>
Partner (incl. same-sex partner)	2 <input type="checkbox"/> 2 <input type="checkbox"/>
Son or daughter	3 <input type="checkbox"/> 2 <input type="checkbox"/>
Step-child	4 <input type="checkbox"/> 2 <input type="checkbox"/>
Brother or sister	5 <input type="checkbox"/> 2 <input type="checkbox"/>
Mother or father	6 <input type="checkbox"/> 2 <input type="checkbox"/>
Grandparent	7 <input type="checkbox"/> 2 <input type="checkbox"/>
Step-mother/-father	8 <input type="checkbox"/> 2 <input type="checkbox"/>
Son-/daughter-in-law	9 <input type="checkbox"/> 2 <input type="checkbox"/>
Grandchild	10 <input type="checkbox"/> 2 <input type="checkbox"/>
Other related	11 <input type="checkbox"/> 2 <input type="checkbox"/>
Unrelated (incl. foster child)	12 <input type="checkbox"/> 2 <input type="checkbox"/>

5 What is your current marital status?

Answer if aged 15 years or over.

Mark one box only.

- 1 Single (never married)
- 2 Married (first marriage)
- 3 Re-married (following widowhood)
- 4 Re-married (following divorce/annulment)
- 5 Separated (including deserted)
- 6 Divorced
- 7 Widowed

6 What is your place of birth?

Give the place where your mother lived at the time of your birth.

If IRELAND (including Northern Ireland), write in the COUNTY.

If elsewhere ABROAD, write in the COUNTRY.

7 Where do you usually live?

- 1 HERE at this address
- 2 Elsewhere in IRELAND (including Northern Ireland), write in your FULL ADDRESS

- 3 Elsewhere ABROAD, write in the COUNTRY

8 Where did you usually live one year ago?

Answer if aged 1 year or over.

- 1 SAME as now
- 2 Elsewhere in IRELAND (including Northern Ireland), write in the COUNTY

- 3 Elsewhere ABROAD, write in the COUNTRY

9 Have you lived outside the Republic of Ireland for a continuous period of one year or more?

Answer if aged 1 year or over and living in Ireland.

- 1 Yes
- 2 No

If 'Yes', write in the YEAR of last taking up residence in the Republic of Ireland

AND
the COUNTRY of last previous residence.

10 What is your nationality?

If you have more than one nationality, please declare all of them.

- 1 Irish
- 2 Other NATIONALITY, write in

- 3 No nationality

11 What is your ethnic or cultural background?

Choose ONE section from A to D, then the appropriate box.

A White

- 1 Irish
- 2 Irish Traveller
- 3 Any other White background

B Black or Black Irish

- 4 African
- 5 Any other Black background

C Asian or Asian Irish

- 6 Chinese
- 7 Any other Asian background

D Other, including mixed background

- 8 Other, write in description

12 What is your religion?

Mark one box only.

- 1 Roman Catholic
- 2 Church of Ireland
- 3 Islam
- 4 Presbyterian
- 5 Orthodox
- 6 Other, write in your RELIGION

- 7 No religion

13 How many children have you given birth to?

This question is for women only.

Write in number of children born alive.

- 1 None

14 Can you speak Irish?

Answer if aged 3 years or over.

- 1 Yes
- 2 No

If 'Yes', do you speak Irish?

Mark the boxes that apply.

- 1 Daily, within the education system
- 2 Daily, outside the education system
- 3 Weekly
- 4 Less often
- 5 Never



Person 3

Write in **BLOCK CAPITALS**

Mark boxes like this

15 Do you speak a language other than English or Irish at home?

- 1 Yes
 2 No **▶ Go to Q16**

What is this language?

(e.g. POLISH, GERMAN, IRISH SIGN LANGUAGE)

How well do you speak English?

Mark one box only.

- 1 Very well
 2 Well
 3 Not well
 4 Not at all

16 Do you have any of the following long-lasting conditions or difficulties?

- | | | |
|---|-----|----|
| (a) Blindness or a serious vision impairment | Yes | No |
| (b) Deafness or a serious hearing impairment | Yes | No |
| (c) A difficulty with basic physical activities such as walking, climbing stairs, reaching, lifting or carrying | Yes | No |
| (d) An intellectual disability | Yes | No |
| (e) A difficulty with learning, remembering or concentrating | Yes | No |
| (f) A psychological or emotional condition | Yes | No |
| (g) A difficulty with pain, breathing, or any other chronic illness or condition | Yes | No |

17 If 'Yes' to any of the categories specified in Question 16, do you have any difficulty in doing any of the following?

- | | | |
|---|-----|----|
| (a) Dressing, bathing or getting around inside the home | Yes | No |
| (b) Going outside the home alone to shop or visit a doctor's surgery | Yes | No |
| (c) Working at a job or business or attending school or college | Yes | No |
| (d) Participating in other activities, for example leisure or using transport | Yes | No |

18 How is your health in general?

Mark one box only.

- 1 Very good
 2 Good
 3 Fair
 4 Bad
 5 Very bad

19 How do you usually travel to work, school or college?

Mark one box only, for the longest part, by distance, of your usual journey to work, school or college.

- 1 Not at work, school or college
 2 On foot
 3 Bicycle
 4 Bus, minibus or coach
 5 Train, DART or LUAS
 6 Motor cycle or scooter
 7 Driving a car
 8 Passenger in a car
 9 Van
 10 Other, including lorry
 11 Work mainly at or from home

20 What time do you usually leave home to go to work, school or college?

- 1 Not at work, school or college
 2 Before 06.30
 3 06.30 - 07.00
 4 07.01 - 07.30
 5 07.31 - 08.00
 6 08.01 - 08.30
 7 08.31 - 09.00
 8 09.01 - 09.30
 9 After 09.30

21 How long does your journey to work, school or college usually take?

Write in minutes.

--	--	--

22 Do you provide regular unpaid personal help for a friend or family member with a long-term illness, health problem or disability?

Include problems which are due to old age. Personal help includes help with basic tasks such as feeding or dressing.

- 1 Yes
 2 No

If 'Yes', for how many hours per week?

Write in hours.

--	--	--

23 If you are aged under 15

▶ Go to Q34

24 Have you ceased your full-time education?

- 1 Yes
 2 No

If 'Yes', write in AGE at which it ceased.

--	--

25 What is the highest level of education/training (full-time or part-time) which you have completed to date?


Mark one box only.

- 1 No formal education/training
 2 Primary education
NFQ Levels 1 or 2
 FETAC Level 1 or 2 Cert. or equivalent
 3 Lower Secondary
NFQ Level 3
 Junior/Inter/Group Cert., FETAC Level 3 Cert.,
 FÁS Introductory Skills, NCVA Foundation
 Cert. or equivalent
 4 Upper Secondary
NFQ Levels 4 or 5
 Leaving Cert. (including Applied and
 Vocational programmes) or equivalent
 5 Technical or Vocational
NFQ Levels 4 or 5
 FETAC Level 4/5 Cert., NCVA Level 1/2, FÁS
 Specific Skills, Teagasc Cert. in Agriculture,
 CERT Craft Cert. or equivalent
 6 Advanced Certificate/Completed
 Apprenticeship
NFQ Level 6
 FETAC Advanced Cert., NCVA Level 3, FÁS
 National Craft Cert., Teagasc Farming Cert.,
 CERT Professional Cookery Cert. or equivalent
 7 Higher Certificate
NFQ Level 6
 NCEA/HETAC National Cert. or equivalent
 8 Ordinary Bachelor Degree or
 National Diploma
NFQ Level 7
 9 Honours Bachelor Degree/
 Professional qualification or both
NFQ Level 8
 10 Postgraduate Diploma or Degree
NFQ Level 9
 Postgraduate Diploma, Masters Degree
 or equivalent
 11 Doctorate (Ph.D) or higher
NFQ Level 10



26 What is the main field of study of the highest qualification you have completed to date?
 Exclude Secondary school qualifications.
 Write in the field of study.

(e.g. ACCOUNTANCY, BEAUTY THERAPY, FARMING, PLUMBING)

27 How would you describe your present principal status?
 Mark  one box only.

1 Working for payment or profit

2 Looking for first regular job

3 Unemployed

4 Student or pupil

5 Looking after home/family

6 Retired from employment

7 Unable to work due to permanent sickness or disability

8 Other, write in


30 What is (was) your occupation in your main job?
 In all cases describe the occupation fully and precisely giving the full job title.
 Use precise terms such as RETAIL STORE MANAGER, SECONDARY TEACHER, ELECTRICAL ENGINEER
 Do NOT use general terms such as MANAGER, TEACHER, ENGINEER
 Civil servants and local government employees should state their grade e.g. SENIOR ADMINISTRATIVE OFFICER. Members of the Gardaí or Army should state their rank. Teachers should state the branch of teaching e.g. PRIMARY TEACHER. Clergy and religious orders should give full description e.g. NUN, REGISTERED GENERAL NURSE.
 Write in your main OCCUPATION.

If a farmer, write in the **SIZE** of the area farmed to the nearest hectare.
 Hectares

31 If you are retired  **Go to Q35**

32 What is (was) the business of your employer at the place where you work(ed) in your main job?
 If you are (were) self-employed answer in respect of your own business.
 Describe the main product or service provided by your employer.
 For example, MAKING COMPUTERS, REPAIRING CARS, SECONDARY EDUCATION, FOOD WHOLESALE, MAKING PHARMACEUTICALS, CONTRACT CLEANING, SOFTWARE DEVELOPMENT AND SUPPORT.


28 If you are working, unemployed or retired  **Go to Q29**
If you are a student  **Go to Q34**
Otherwise  **Go to Q35**

33 If you are unemployed  **Go to Q35**

34 What is the FULL NAME and ADDRESS of your place of work, school or college?

Full name

Address

29 Do (did) you work as an employee or are (were) you self-employed in your main job?
 Your main job is the job in which you usually work(ed) the most hours.
 Mark  one box only.


1 Employee

2 Self-employed, with paid employees

3 Self-employed, without paid employees

4 Assisting relative (not receiving a fixed wage or salary)

1 Work mainly at or from home 2 No fixed place of work

35 Answer questions for Person 4 starting on the next page. If there are only three persons present in the household on the night of 10 April  Go to page 22

Person 4

See Explanatory Notes on back page

Mark boxes like this

1 What is your name? (Person 4)

First name and surname.

2 Sex

1 Male 2 Female

3 What is your date of birth?

Day Month Year

4 What is your relationship to Persons 1, 2 and 3?

Mark one box only for each person.

Relationship of PERSON 4 to	Persons		
	1	2	3
Husband or wife	1 <input type="checkbox"/>	<input type="checkbox"/>	<input type="checkbox"/>
Partner (incl. same-sex partner)	2 <input type="checkbox"/>	<input type="checkbox"/>	<input type="checkbox"/>
Son or daughter	3 <input type="checkbox"/>	<input type="checkbox"/>	<input type="checkbox"/>
Step-child	4 <input type="checkbox"/>	<input type="checkbox"/>	<input type="checkbox"/>
Brother or sister	5 <input type="checkbox"/>	<input type="checkbox"/>	<input type="checkbox"/>
Mother or father	6 <input type="checkbox"/>	<input type="checkbox"/>	<input type="checkbox"/>
Grandparent	7 <input type="checkbox"/>	<input type="checkbox"/>	<input type="checkbox"/>
Step-mother/-father	8 <input type="checkbox"/>	<input type="checkbox"/>	<input type="checkbox"/>
Son-/daughter-in-law	9 <input type="checkbox"/>	<input type="checkbox"/>	<input type="checkbox"/>
Grandchild	10 <input type="checkbox"/>	<input type="checkbox"/>	<input type="checkbox"/>
Other related	11 <input type="checkbox"/>	<input type="checkbox"/>	<input type="checkbox"/>
Unrelated (incl. foster child)	12 <input type="checkbox"/>	<input type="checkbox"/>	<input type="checkbox"/>

5 What is your current marital status?

Answer if aged 15 years or over.

Mark one box only.

- 1 Single (never married)
- 2 Married (first marriage)
- 3 Re-married (following widowhood)
- 4 Re-married (following divorce/annulment)
- 5 Separated (including deserted)
- 6 Divorced
- 7 Widowed

6 What is your place of birth?

Give the place where your mother lived at the time of your birth.

If IRELAND (including Northern Ireland), write in the COUNTY.

If elsewhere ABROAD, write in the COUNTRY.

7 Where do you usually live?

- 1 HERE at this address
- 2 Elsewhere in IRELAND (including Northern Ireland), write in your FULL ADDRESS

- 3 Elsewhere ABROAD, write in the COUNTRY

8 Where did you usually live one year ago?

Answer if aged 1 year or over.

- 1 SAME as now
- 2 Elsewhere in IRELAND (including Northern Ireland), write in the COUNTY

- 3 Elsewhere ABROAD, write in the COUNTRY

9 Have you lived outside the Republic of Ireland for a continuous period of one year or more?

Answer if aged 1 year or over and living in Ireland.

- 1 Yes
- 2 No

If 'Yes', write in the YEAR of last taking up residence in the Republic of Ireland

AND
the COUNTRY of last previous residence.

10 What is your nationality?

If you have more than one nationality, please declare all of them.

- 1 Irish
- 2 Other NATIONALITY, write in

- 3 No nationality

11 What is your ethnic or cultural background?

Choose ONE section from A to D, then the appropriate box.

A White

- 1 Irish
- 2 Irish Traveller
- 3 Any other White background

B Black or Black Irish

- 4 African
- 5 Any other Black background

C Asian or Asian Irish

- 6 Chinese
- 7 Any other Asian background

D Other, including mixed background

- 8 Other, write in description

12 What is your religion?

Mark one box only.

- 1 Roman Catholic
- 2 Church of Ireland
- 3 Islam
- 4 Presbyterian
- 5 Orthodox
- 6 Other, write in your RELIGION

- 7 No religion

13 How many children have you given birth to?

This question is for women only.

Write in number of children born alive.

- 1 None

14 Can you speak Irish?

Answer if aged 3 years or over.

- 1 Yes
- 2 No

If 'Yes', do you speak Irish?

Mark the boxes that apply.

- 1 Daily, within the education system
- 2 Daily, outside the education system
- 3 Weekly
- 4 Less often
- 5 Never

Person 4

Write in BLOCK CAPITALS

Mark boxes like this

15 Do you speak a language other than English or Irish at home?

- 1 Yes
 2 No **▶ Go to Q16**

What is this language?

(e.g. POLISH, GERMAN, IRISH SIGN LANGUAGE)

How well do you speak English?

Mark one box only.

- 1 Very well
 2 Well
 3 Not well
 4 Not at all

16 Do you have any of the following long-lasting conditions or difficulties?

- | | | |
|---|--------------------------|--------------------------|
| (a) Blindness or a serious vision impairment | Yes | No |
| | <input type="checkbox"/> | <input type="checkbox"/> |
| (b) Deafness or a serious hearing impairment | Yes | No |
| | <input type="checkbox"/> | <input type="checkbox"/> |
| (c) A difficulty with basic physical activities such as walking, climbing stairs, reaching, lifting or carrying | Yes | No |
| | <input type="checkbox"/> | <input type="checkbox"/> |
| (d) An intellectual disability | Yes | No |
| | <input type="checkbox"/> | <input type="checkbox"/> |
| (e) A difficulty with learning, remembering or concentrating | Yes | No |
| | <input type="checkbox"/> | <input type="checkbox"/> |
| (f) A psychological or emotional condition | Yes | No |
| | <input type="checkbox"/> | <input type="checkbox"/> |
| (g) A difficulty with pain, breathing, or any other chronic illness or condition | Yes | No |
| | <input type="checkbox"/> | <input type="checkbox"/> |

17 If 'Yes' to any of the categories specified in Question 16, do you have any difficulty in doing any of the following?

- | | | |
|---|--------------------------|--------------------------|
| (a) Dressing, bathing or getting around inside the home | Yes | No |
| | <input type="checkbox"/> | <input type="checkbox"/> |
| (b) Going outside the home alone to shop or visit a doctor's surgery | Yes | No |
| | <input type="checkbox"/> | <input type="checkbox"/> |
| (c) Working at a job or business or attending school or college | Yes | No |
| | <input type="checkbox"/> | <input type="checkbox"/> |
| (d) Participating in other activities, for example leisure or using transport | Yes | No |
| | <input type="checkbox"/> | <input type="checkbox"/> |

18 How is your health in general?

Mark one box only.

- 1 Very good
 2 Good
 3 Fair
 4 Bad
 5 Very bad

19 How do you usually travel to work, school or college?

Mark one box only, for the longest part, by distance, of your usual journey to work, school or college.

- 1 Not at work, school or college
 2 On foot
 3 Bicycle
 4 Bus, minibus or coach
 5 Train, DART or LUAS
 6 Motor cycle or scooter
 7 Driving a car
 8 Passenger in a car
 9 Van
 10 Other, including lorry
 11 Work mainly at or from home

20 What time do you usually leave home to go to work, school or college?

- 1 Not at work, school or college
 2 Before 06.30
 3 06.30 - 07.00
 4 07.01 - 07.30
 5 07.31 - 08.00
 6 08.01 - 08.30
 7 08.31 - 09.00
 8 09.01 - 09.30
 9 After 09.30

21 How long does your journey to work, school or college usually take?

Write in minutes.

--	--	--

22 Do you provide regular unpaid personal help for a friend or family member with a long-term illness, health problem or disability?

Include problems which are due to old age. Personal help includes help with basic tasks such as feeding or dressing.

- 1 Yes
 2 No

If 'Yes', for how many hours per week?

Write in hours.

--	--	--

23 If you are aged under 15

▶ Go to Q34

24 Have you ceased your full-time education?

- 1 Yes
 2 No

If 'Yes', write in AGE at which it ceased.

--	--

25 What is the highest level of education/training (full-time or part-time) which you have completed to date?

Mark one box only.

- 1 No formal education/training
 2 Primary education
NFQ Levels 1 or 2
 FETAC Level 1 or 2 Cert. or equivalent
 3 Lower Secondary
NFQ Level 3
 Junior/Inter/Group Cert., FETAC Level 3 Cert.,
 FÁS Introductory Skills, NCVA Foundation Cert. or equivalent
 4 Upper Secondary
NFQ Levels 4 or 5
 Leaving Cert. (including Applied and Vocational programmes) or equivalent
 5 Technical or Vocational
NFQ Levels 4 or 5
 FETAC Level 4/5 Cert., NCVA Level 1/2, FÁS Specific Skills, Teagasc Cert. in Agriculture, CERT Craft Cert. or equivalent
 6 Advanced Certificate/Completed Apprenticeship
NFQ Level 6
 FETAC Advanced Cert., NCVA Level 3, FÁS National Craft Cert., Teagasc Farming Cert., CERT Professional Cookery Cert. or equivalent
 7 Higher Certificate
NFQ Level 6
 NCEA/HETAC National Cert. or equivalent
 8 Ordinary Bachelor Degree or National Diploma
NFQ Level 7
 9 Honours Bachelor Degree/ Professional qualification or both
NFQ Level 8
 10 Postgraduate Diploma or Degree
NFQ Level 9
 Postgraduate Diploma, Masters Degree or equivalent
 11 Doctorate (Ph.D) or higher
NFQ Level 10



26 What is the main field of study of the highest qualification you have completed to date?

Exclude Secondary school qualifications.

Write in the field of study.

(e.g. ACCOUNTANCY, BEAUTY THERAPY, FARMING, PLUMBING)

30 What is (was) your occupation in your main job?

In all cases describe the occupation fully and precisely giving the full job title.

Use precise terms such as

- RETAIL STORE MANAGER
- SECONDARY TEACHER
- ELECTRICAL ENGINEER

Do NOT use general terms such as

- MANAGER
- TEACHER
- ENGINEER

Civil servants and local government employees should state their grade e.g. SENIOR ADMINISTRATIVE OFFICER. Members of the Gardaí or Army should state their rank. Teachers should state the branch of teaching e.g. PRIMARY TEACHER. Clergy and religious orders should give full description e.g. NUN, REGISTERED GENERAL NURSE.

Write in your main OCCUPATION.

27 How would you describe your present principal status?

Mark one box only.

- Working for payment or profit
- Looking for first regular job
- Unemployed
- Student or pupil
- Looking after home/family
- Retired from employment
- Unable to work due to permanent sickness or disability
- Other, write in

If a farmer, write in the SIZE of the area farmed to the nearest hectare.

--	--	--	--	--	--	--	--	--	--	--	--	--	--	--	--	--	--	--	--

Hectares

31 If you are retired ► Go to Q35

32 What is (was) the business of your employer at the place where you work(ed) in your main job?

If you are (were) self-employed answer in respect of your own business. Describe the main product or service provided by your employer.

For example, MAKING COMPUTERS, REPAIRING CARS, SECONDARY EDUCATION, FOOD WHOLESALE, MAKING PHARMACEUTICALS, CONTRACT CLEANING, SOFTWARE DEVELOPMENT AND SUPPORT.

28 If you are working, unemployed or retired ► Go to Q29

If you are a student ► Go to Q34

Otherwise ► Go to Q35

33 If you are unemployed ► Go to Q35

34 What is the FULL NAME and ADDRESS of your place of work, school or college?

Full name

Address

- 1 Work mainly at or from home
- 2 No fixed place of work

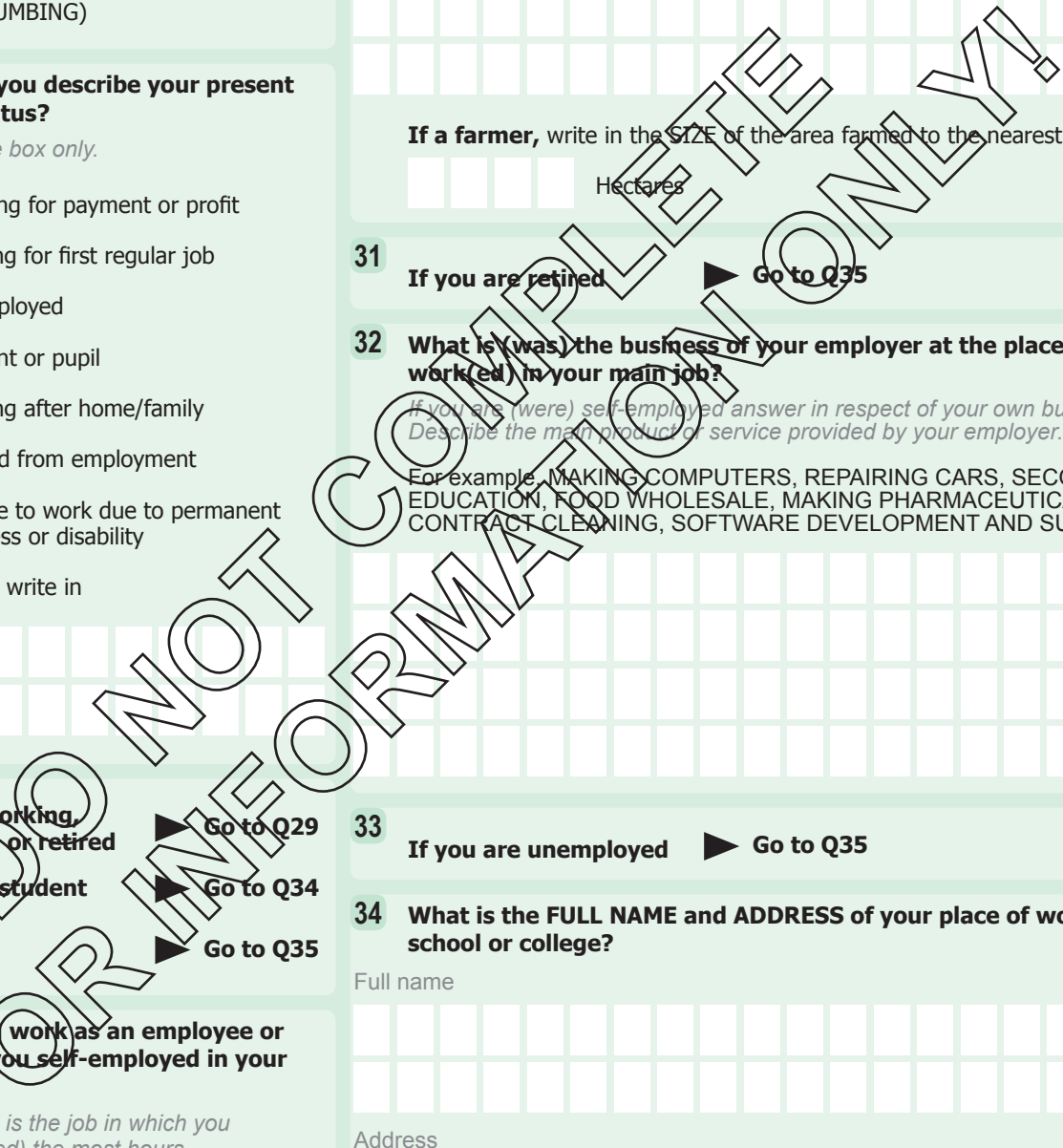
29 Do (did) you work as an employee or are (were) you self-employed in your main job?

Your main job is the job in which you usually work(ed) the most hours.

Mark one box only.

- 1 Employee
- 2 Self-employed, with paid employees
- 3 Self-employed, without paid employees
- 4 Assisting relative (not receiving a fixed wage or salary)

35 Answer questions for Person 5 starting on the next page. If there are only four persons present in the household on the night of 10 April ► Go to page 22



1 What is your name? (Person 5)

First name and surname.


2 Sex

1 Male 2 Female

3 What is your date of birth?

Day Month Year


4 What is your relationship to Persons 1, 2, 3 and 4?

Mark  one box only for each person.

Relationship of PERSON 5 to	Persons			
	1	2	3	4
Husband or wife	1 <input type="checkbox"/>	<input type="checkbox"/>	<input type="checkbox"/>	<input type="checkbox"/>
Partner (incl. same-sex partner)	2 <input type="checkbox"/>	<input type="checkbox"/>	<input type="checkbox"/>	<input type="checkbox"/>
Son or daughter	3 <input type="checkbox"/>	<input type="checkbox"/>	<input type="checkbox"/>	<input type="checkbox"/>
Step-child	4 <input type="checkbox"/>	<input type="checkbox"/>	<input type="checkbox"/>	<input type="checkbox"/>
Brother or sister	5 <input type="checkbox"/>	<input type="checkbox"/>	<input type="checkbox"/>	<input type="checkbox"/>
Mother or father	6 <input type="checkbox"/>	<input type="checkbox"/>	<input type="checkbox"/>	<input type="checkbox"/>
Grandparent	7 <input type="checkbox"/>	<input type="checkbox"/>	<input type="checkbox"/>	<input type="checkbox"/>
Step-mother/-father	8 <input type="checkbox"/>	<input type="checkbox"/>	<input type="checkbox"/>	<input type="checkbox"/>
Son-/daughter-in-law	9 <input type="checkbox"/>	<input type="checkbox"/>	<input type="checkbox"/>	<input type="checkbox"/>
Grandchild	10 <input type="checkbox"/>	<input type="checkbox"/>	<input type="checkbox"/>	<input type="checkbox"/>
Other related	11 <input type="checkbox"/>	<input type="checkbox"/>	<input type="checkbox"/>	<input type="checkbox"/>
Unrelated (incl. foster child)	12 <input type="checkbox"/>	<input type="checkbox"/>	<input type="checkbox"/>	<input type="checkbox"/>

5 What is your current marital status?

Answer if aged 15 years or over.

Mark  one box only.

- 1 Single (never married)
- 2 Married (first marriage)
- 3 Re-married (following widowhood)
- 4 Re-married (following divorce/annulment)
- 5 Separated (including deserted)
- 6 Divorced
- 7 Widowed

6 What is your place of birth?

Give the place where your mother lived at the time of your birth.

If IRELAND (including Northern Ireland), write in the COUNTY.

If elsewhere ABROAD, write in the COUNTRY.

7 Where do you usually live?

- 1 HERE at this address
- 2 Elsewhere in IRELAND (including Northern Ireland), write in your FULL ADDRESS

- 3 Elsewhere ABROAD, write in the COUNTRY

8 Where did you usually live one year ago?

Answer if aged 1 year or over.

- 1 SAME as now
- 2 Elsewhere in IRELAND (including Northern Ireland), write in the COUNTY

- 3 Elsewhere ABROAD, write in the COUNTRY

9 Have you lived outside the Republic of Ireland for a continuous period of one year or more?

Answer if aged 1 year or over and living in Ireland.

- 1 Yes
- 2 No

If 'Yes', write in the YEAR of last taking up residence in the Republic of Ireland

AND the COUNTRY of last previous residence.

10 What is your nationality?

If you have more than one nationality, please declare all of them.

- 1 Irish
- 2 Other NATIONALITY, write in

- 3 No nationality

11 What is your ethnic or cultural background?

Choose ONE section from A to D, then  the appropriate box.

A White

- 1 Irish
- 2 Irish Traveller
- 3 Any other White background

B Black or Black Irish

- 4 African
- 5 Any other Black background


C Asian or Asian Irish

- 6 Chinese
- 7 Any other Asian background

D Other, including mixed background

- 8 Other, write in description

12 What is your religion?

Mark  one box only.

- 1 Roman Catholic
- 2 Church of Ireland
- 3 Islam
- 4 Presbyterian
- 5 Orthodox
- 6 Other, write in your RELIGION

- 7 No religion

13 How many children have you given birth to?

This question is for women only.

Write in number of children born alive.

- 1 None

14 Can you speak Irish?

Answer if aged 3 years or over.

- 1 Yes
- 2 No

If 'Yes', do you speak Irish?

Mark  the boxes that apply.

- 1 Daily, within the education system
- 2 Daily, outside the education system
- 3 Weekly
- 4 Less often
- 5 Never



Person 5

Write in BLOCK CAPITALS

Mark boxes like this

15 Do you speak a language other than English or Irish at home?

- 1 Yes
 2 No **▶ Go to Q16**

What is this language?

(e.g. POLISH, GERMAN, IRISH SIGN LANGUAGE)

How well do you speak English?

Mark one box only.

- 1 Very well
 2 Well
 3 Not well
 4 Not at all

16 Do you have any of the following long-lasting conditions or difficulties?

- | | | |
|---|-----|----|
| (a) Blindness or a serious vision impairment | Yes | No |
| (b) Deafness or a serious hearing impairment | Yes | No |
| (c) A difficulty with basic physical activities such as walking, climbing stairs, reaching, lifting or carrying | Yes | No |
| (d) An intellectual disability | Yes | No |
| (e) A difficulty with learning, remembering or concentrating | Yes | No |
| (f) A psychological or emotional condition | Yes | No |
| (g) A difficulty with pain, breathing, or any other chronic illness or condition | Yes | No |

17 If 'Yes' to any of the categories specified in Question 16, do you have any difficulty in doing any of the following?

- | | | |
|---|-----|----|
| (a) Dressing, bathing or getting around inside the home | Yes | No |
| (b) Going outside the home alone to shop or visit a doctor's surgery | Yes | No |
| (c) Working at a job or business or attending school or college | Yes | No |
| (d) Participating in other activities, for example leisure or using transport | Yes | No |

18 How is your health in general?

Mark one box only.

- 1 Very good
 2 Good
 3 Fair
 4 Bad
 5 Very bad

19 How do you usually travel to work, school or college?

Mark one box only, for the longest part, by distance, of your usual journey to work, school or college.

- 1 Not at work, school or college
 2 On foot
 3 Bicycle
 4 Bus, minibus or coach
 5 Train, DART or LUAS
 6 Motor cycle or scooter
 7 Driving a car
 8 Passenger in a car
 9 Van
 10 Other, including lorry
 11 Work mainly at or from home

20 What time do you usually leave home to go to work, school or college?

- 1 Not at work, school or college
 2 Before 06.30
 3 06.30 - 07.00
 4 07.01 - 07.30
 5 07.31 - 08.00
 6 08.01 - 08.30
 7 08.31 - 09.00
 8 09.01 - 09.30
 9 After 09.30

21 How long does your journey to work, school or college usually take?

Write in minutes.

--	--	--

22 Do you provide regular unpaid personal help for a friend or family member with a long-term illness, health problem or disability?

Include problems which are due to old age. Personal help includes help with basic tasks such as feeding or dressing.

- 1 Yes
 2 No

If 'Yes', for how many hours per week?

Write in hours.

--	--	--

23 If you are aged under 15

▶ Go to Q34

24 Have you ceased your full-time education?

- 1 Yes
 2 No

If 'Yes', write in AGE at which it ceased.

--	--

25 What is the highest level of education/training (full-time or part-time) which you have completed to date?

Mark one box only.

- 1 No formal education/training
 2 Primary education
NFQ Levels 1 or 2
 FETAC Level 1 or 2 Cert. or equivalent
 3 Lower Secondary
NFQ Level 3
 Junior/Inter/Group Cert., FETAC Level 3 Cert.,
 FÁS Introductory Skills, NCVA Foundation
 Cert. or equivalent
 4 Upper Secondary
NFQ Levels 4 or 5
 Leaving Cert. (including Applied and
 Vocational programmes) or equivalent
 5 Technical or Vocational
NFQ Levels 4 or 5
 FETAC Level 4/5 Cert., NCVA Level 1/2, FÁS
 Specific Skills, Teagasc Cert. in Agriculture,
 CERT Craft Cert. or equivalent
 6 Advanced Certificate/Completed
 Apprenticeship
NFQ Level 6
 FETAC Advanced Cert., NCVA Level 3, FÁS
 National Craft Cert., Teagasc Farming Cert.,
 CERT Professional Cookery Cert. or equivalent
 7 Higher Certificate
NFQ Level 6
 NCEA/HETAC National Cert. or equivalent
 8 Ordinary Bachelor Degree or
 National Diploma
NFQ Level 7
 9 Honours Bachelor Degree/
 Professional qualification or both
NFQ Level 8
 10 Postgraduate Diploma or Degree
NFQ Level 9
 Postgraduate Diploma, Masters Degree
 or equivalent
 11 Doctorate (Ph.D) or higher
NFQ Level 10



26 What is the main field of study of the highest qualification you have completed to date?

Exclude Secondary school qualifications.

Write in the field of study.

(e.g. ACCOUNTANCY, BEAUTY THERAPY, FARMING, PLUMBING)

27 How would you describe your present principal status?

Mark one box only.

- 1 Working for payment or profit
- 2 Looking for first regular job
- 3 Unemployed
- 4 Student or pupil
- 5 Looking after home/family
- 6 Retired from employment
- 7 Unable to work due to permanent sickness or disability
- 8 Other, write in

28 If you are working, unemployed or retired **Go to Q29**

If you are a student **Go to Q34**

Otherwise **Go to Q35**

29 Do (did) you work as an employee or are (were) you self-employed in your main job?

Your main job is the job in which you usually work(ed) the most hours.

Mark one box only.

- 1 Employee
- 2 Self-employed, with paid employees
- 3 Self-employed, without paid employees
- 4 Assisting relative (not receiving a fixed wage or salary)

30 What is (was) your occupation in your main job?

In all cases describe the occupation fully and precisely giving the full job title.

Use precise terms such as

- RETAIL STORE MANAGER
- SECONDARY TEACHER
- ELECTRICAL ENGINEER

Do NOT use general terms such as

- MANAGER
- TEACHER
- ENGINEER

Civil servants and local government employees should state their grade e.g. SENIOR ADMINISTRATIVE OFFICER. Members of the Gardaí or Army should state their rank. Teachers should state the branch of teaching e.g. PRIMARY TEACHER. Clergy and religious orders should give full description e.g. NUN, REGISTERED GENERAL NURSE.

Write in your main OCCUPATION.

If a farmer, write in the SIZE of the area farmed to the nearest hectare.

Hectares

31 If you are retired **Go to Q35**

32 What is (was) the business of your employer at the place where you work(ed) in your main job?

If you are (were) self-employed answer in respect of your own business. Describe the main product or service provided by your employer.

For example, MAKING COMPUTERS, REPAIRING CARS, SECONDARY EDUCATION, FOOD WHOLESALE, MAKING PHARMACEUTICALS, CONTRACT CLEANING, SOFTWARE DEVELOPMENT AND SUPPORT.

33 If you are unemployed **Go to Q35**

34 What is the FULL NAME and ADDRESS of your place of work, school or college?

Full name

Address

- 1 Work mainly at or from home
- 2 No fixed place of work

35 Answer questions for Person 6 starting on the next page. If there are only five persons present in the household on the night of 10 April Go to page 22



Person 6

See Explanatory Notes on back page

Mark boxes like this 

1 What is your name? (Person 6)

First name and surname.


2 Sex

1 Male 2 Female

3 What is your date of birth?

Day Month Year


4 What is your relationship to Persons 1, 2, 3 and 4?

Mark  one box only for each person.

Relationship of PERSON 6 to	Persons			
	1	2	3	4
Husband or wife	1 <input type="checkbox"/>	<input type="checkbox"/>	<input type="checkbox"/>	<input type="checkbox"/>
Partner (incl. same-sex partner)	2 <input type="checkbox"/>	<input type="checkbox"/>	<input type="checkbox"/>	<input type="checkbox"/>
Son or daughter	3 <input type="checkbox"/>	<input type="checkbox"/>	<input type="checkbox"/>	<input type="checkbox"/>
Step-child	4 <input type="checkbox"/>	<input type="checkbox"/>	<input type="checkbox"/>	<input type="checkbox"/>
Brother or sister	5 <input type="checkbox"/>	<input type="checkbox"/>	<input type="checkbox"/>	<input type="checkbox"/>
Mother or father	6 <input type="checkbox"/>	<input type="checkbox"/>	<input type="checkbox"/>	<input type="checkbox"/>
Grandparent	7 <input type="checkbox"/>	<input type="checkbox"/>	<input type="checkbox"/>	<input type="checkbox"/>
Step-mother/-father	8 <input type="checkbox"/>	<input type="checkbox"/>	<input type="checkbox"/>	<input type="checkbox"/>
Son-/daughter-in-law	9 <input type="checkbox"/>	<input type="checkbox"/>	<input type="checkbox"/>	<input type="checkbox"/>
Grandchild	10 <input type="checkbox"/>	<input type="checkbox"/>	<input type="checkbox"/>	<input type="checkbox"/>
Other related	11 <input type="checkbox"/>	<input type="checkbox"/>	<input type="checkbox"/>	<input type="checkbox"/>
Unrelated (incl. foster child)	12 <input type="checkbox"/>	<input type="checkbox"/>	<input type="checkbox"/>	<input type="checkbox"/>

5 What is your current marital status?

Answer if aged 15 years or over.

Mark  one box only.

- 1 Single (never married)
- 2 Married (first marriage)
- 3 Re-married (following widowhood)
- 4 Re-married (following divorce/annulment)
- 5 Separated (including deserted)
- 6 Divorced
- 7 Widowed

6 What is your place of birth?

Give the place where your mother lived at the time of your birth.

If IRELAND (including Northern Ireland), write in the COUNTY.

If elsewhere ABROAD, write in the COUNTRY.

7 Where do you usually live?

- 1 HERE at this address
- 2 Elsewhere in IRELAND (including Northern Ireland), write in your FULL ADDRESS

- 3 Elsewhere ABROAD, write in the COUNTRY

8 Where did you usually live one year ago?

Answer if aged 1 year or over.

- 1 SAME as now
- 2 Elsewhere in IRELAND (including Northern Ireland), write in the COUNTY

- 3 Elsewhere ABROAD, write in the COUNTRY

9 Have you lived outside the Republic of Ireland for a continuous period of one year or more?

Answer if aged 1 year or over and living in Ireland.

- 1 Yes
- 2 No

If 'Yes', write in the YEAR of last taking up residence in the Republic of Ireland

AND

the COUNTRY of last previous residence.

10 What is your nationality?

If you have more than one nationality, please declare all of them.

- 1 Irish
- 2 Other NATIONALITY, write in

- 3 No nationality

11 What is your ethnic or cultural background?

Choose ONE section from A to D, then  the appropriate box.

A White

- 1 Irish
- 2 Irish Traveller
- 3 Any other White background

B Black or Black Irish

- 4 African
- 5 Any other Black background


C Asian or Asian Irish

- 6 Chinese
- 7 Any other Asian background

D Other, including mixed background

- 8 Other, write in description

12 What is your religion?

Mark  one box only.

- 1 Roman Catholic
- 2 Church of Ireland
- 3 Islam
- 4 Presbyterian
- 5 Orthodox
- 6 Other, write in your RELIGION

- 7 No religion

13 How many children have you given birth to?

This question is for women only.

Write in number of children born alive.

1 None

14 Can you speak Irish?

Answer if aged 3 years or over.

- 1 Yes
- 2 No

If 'Yes', do you speak Irish?

Mark  the boxes that apply.

- 1 Daily, within the education system
- 2 Daily, outside the education system
- 3 Weekly
- 4 Less often
- 5 Never

Person 6

Write in BLOCK CAPITALS

Mark boxes like this

15 Do you speak a language other than English or Irish at home?

- 1 Yes
- 2 No **▶ Go to Q16**

What is this language?

(e.g. POLISH, GERMAN, IRISH SIGN LANGUAGE)

How well do you speak English?

Mark one box only.

- 1 Very well
- 2 Well
- 3 Not well
- 4 Not at all

16 Do you have any of the following long-lasting conditions or difficulties?

- | | | |
|---|------------------------------|-----------------------------|
| (a) Blindness or a serious vision impairment | Yes <input type="checkbox"/> | No <input type="checkbox"/> |
| (b) Deafness or a serious hearing impairment | Yes <input type="checkbox"/> | No <input type="checkbox"/> |
| (c) A difficulty with basic physical activities such as walking, climbing stairs, reaching, lifting or carrying | Yes <input type="checkbox"/> | No <input type="checkbox"/> |
| (d) An intellectual disability | Yes <input type="checkbox"/> | No <input type="checkbox"/> |
| (e) A difficulty with learning, remembering or concentrating | Yes <input type="checkbox"/> | No <input type="checkbox"/> |
| (f) A psychological or emotional condition | Yes <input type="checkbox"/> | No <input type="checkbox"/> |
| (g) A difficulty with pain, breathing, or any other chronic illness or condition | Yes <input type="checkbox"/> | No <input type="checkbox"/> |

17 If 'Yes' to any of the categories specified in Question 16, do you have any difficulty in doing any of the following?

- | | | |
|---|------------------------------|-----------------------------|
| (a) Dressing, bathing or getting around inside the home | Yes <input type="checkbox"/> | No <input type="checkbox"/> |
| (b) Going outside the home alone to shop or visit a doctor's surgery | Yes <input type="checkbox"/> | No <input type="checkbox"/> |
| (c) Working at a job or business or attending school or college | Yes <input type="checkbox"/> | No <input type="checkbox"/> |
| (d) Participating in other activities, for example leisure or using transport | Yes <input type="checkbox"/> | No <input type="checkbox"/> |

18 How is your health in general?

Mark one box only.

- 1 Very good
- 2 Good
- 3 Fair
- 4 Bad
- 5 Very bad

19 How do you usually travel to work, school or college?

Mark one box only, for the longest part, by distance, of your usual journey to work, school or college.

- 1 Not at work, school or college
- 2 On foot
- 3 Bicycle
- 4 Bus, minibus or coach
- 5 Train, DART or LUAS
- 6 Motor cycle or scooter
- 7 Driving a car
- 8 Passenger in a car
- 9 Van
- 10 Other, including lorry
- 11 Work mainly at or from home

20 What time do you usually leave home to go to work, school or college?

- 1 Not at work, school or college
- 2 Before 06.30
- 3 06.30 - 07.00
- 4 07.01 - 07.30
- 5 07.31 - 08.00
- 6 08.01 - 08.30
- 7 08.31 - 09.00
- 8 09.01 - 09.30
- 9 After 09.30

21 How long does your journey to work, school or college usually take?

Write in minutes.

--	--	--

22 Do you provide regular unpaid personal help for a friend or family member with a long-term illness, health problem or disability?

Include problems which are due to old age. Personal help includes help with basic tasks such as feeding or dressing.

- 1 Yes
- 2 No

If 'Yes', for how many hours per week?

Write in hours.

--	--	--

23 If you are aged under 15

▶ Go to Q34

24 Have you ceased your full-time education?

- 1 Yes
- 2 No

If 'Yes', write in AGE at which it ceased.

--	--

25 What is the highest level of education/training (full-time or part-time) which you have completed to date?

Mark one box only.

- 1 No formal education/training
- 2 Primary education
NFQ Levels 1 or 2
FETAC Level 1 or 2 Cert. or equivalent
- 3 Lower Secondary
NFQ Level 3
Junior/Inter/Group Cert., FETAC Level 3 Cert., FÁS Introductory Skills, NCVA Foundation Cert. or equivalent
- 4 Upper Secondary
NFQ Levels 4 or 5
Leaving Cert. (including Applied and Vocational programmes) or equivalent
- 5 Technical or Vocational
NFQ Levels 4 or 5
FETAC Level 4/5 Cert., NCVA Level 1/2, FÁS Specific Skills, Teagasc Cert. in Agriculture, CERT Craft Cert. or equivalent
- 6 Advanced Certificate/Completed Apprenticeship
NFQ Level 6
FETAC Advanced Cert., NCVA Level 3, FÁS National Craft Cert., Teagasc Farming Cert., CERT Professional Cookery Cert. or equivalent
- 7 Higher Certificate
NFQ Level 6
NCEA/HETAC National Cert. or equivalent
- 8 Ordinary Bachelor Degree or National Diploma
NFQ Level 7
- 9 Honours Bachelor Degree/ Professional qualification or both
NFQ Level 8
- 10 Postgraduate Diploma or Degree
NFQ Level 9
Postgraduate Diploma, Masters Degree or equivalent
- 11 Doctorate (Ph.D) or higher
NFQ Level 10



Absent Persons who usually live in the household

Answer questions A1 to A8 for all household members who usually live here at this address but who are NOT present on the night of Sunday 10 April. Include in particular all primary, secondary and third level students who are living away from home during term time who are NOT present at this address on the night of Sunday 10 April.

Absent Person 1

A1 What is this person's name?

First name and surname.

A2 Sex

1 Male 2 Female

A3 What is this person's date of birth?

Day Month Year

--	--	--	--	--	--	--	--

A4 What is the relationship of this person to Person 1 on page 4?

Mark one box only.

- 1 Husband or wife
 2 Partner (including same-sex partner)
 3 Son or daughter
 11 Other related, write in RELATIONSHIP

--	--	--	--	--	--	--	--

12 Unrelated (including foster child)

A5 What is this person's current marital status?

Answer if aged 15 years or over.

Mark one box only.

- 1 Single (never married)
 2 Married (including re-married)
 5 Separated (including deserted)
 6 Divorced
 7 Widowed

A6 How long altogether is this person away for?

- 1 Less than 12 months
 2 12 months or more

A7 Was this person in the Republic of Ireland on Sunday 10 April?

- 1 Yes
 2 No

A8 Is this person a student away at school or college?

- 1 Yes
 2 No

Absent Person 2

A1 What is this person's name?

First name and surname.

A2 Sex

1 Male 2 Female

A3 What is this person's date of birth?

Day Month Year

--	--	--	--	--	--	--	--

A4 What is the relationship of this person to Person 1 on page 4?

Mark one box only.

- 1 Husband or wife
 2 Partner (including same-sex partner)
 3 Son or daughter
 11 Other related, write in RELATIONSHIP

--	--	--	--	--	--	--	--

12 Unrelated (including foster child)

A5 What is this person's current marital status?

Answer if aged 15 years or over.

Mark one box only.

- 1 Single (never married)
 2 Married (including re-married)
 5 Separated (including deserted)
 6 Divorced
 7 Widowed

A6 How long altogether is this person away for?

- 1 Less than 12 months
 2 12 months or more

A7 Was this person in the Republic of Ireland on Sunday 10 April?

- 1 Yes
 2 No

A8 Is this person a student away at school or college?

- 1 Yes
 2 No

Absent Person 3

A1 What is this person's name?

First name and surname.

A2 Sex

1 Male 2 Female

A3 What is this person's date of birth?

Day Month Year

--	--	--	--	--	--	--	--

A4 What is the relationship of this person to Person 1 on page 4?

Mark one box only.

- 1 Husband or wife
 2 Partner (including same-sex partner)
 3 Son or daughter
 11 Other related, write in RELATIONSHIP

--	--	--	--	--	--	--	--

12 Unrelated (including foster child)

A5 What is this person's current marital status?

Answer if aged 15 years or over.

Mark one box only.

- 1 Single (never married)
 2 Married (including re-married)
 5 Separated (including deserted)
 6 Divorced
 7 Widowed

A6 How long altogether is this person away for?

- 1 Less than 12 months
 2 12 months or more

A7 Was this person in the Republic of Ireland on Sunday 10 April?

- 1 Yes
 2 No

A8 Is this person a student away at school or college?

- 1 Yes
 2 No



Absent Person 4

Declaration

A1 What is this person's name?

First name and surname.

A2 Sex

- 1 Male 2 Female

A3 What is this person's date of birth?

Day Month Year

<input type="text"/>	<input type="text"/>	<input type="text"/>	<input type="text"/>	<input type="text"/>	<input type="text"/>	<input type="text"/>	<input type="text"/>	<input type="text"/>	<input type="text"/>
----------------------	----------------------	----------------------	----------------------	----------------------	----------------------	----------------------	----------------------	----------------------	----------------------

A4 What is the relationship of this person to Person 1 on page 4?

Mark one box only.

- 1 Husband or wife
 2 Partner (including same-sex partner)
 3 Son or daughter
 11 Other related, write in RELATIONSHIP

<input type="text"/>	<input type="text"/>	<input type="text"/>	<input type="text"/>	<input type="text"/>	<input type="text"/>	<input type="text"/>	<input type="text"/>	<input type="text"/>	<input type="text"/>
----------------------	----------------------	----------------------	----------------------	----------------------	----------------------	----------------------	----------------------	----------------------	----------------------

- 12 Unrelated (including foster child)

A5 What is this person's current marital status?

Answer if aged 15 years or over.

Mark one box only.

- 1 Single (never married)
 2 Married (including re-married)
 5 Separated (including deserted)
 6 Divorced
 7 Widowed

A6 How long altogether is this person away for?

- 1 Less than 12 months
 2 12 months or more

A7 Was this person in the Republic of Ireland on Sunday 10 April?

- 1 Yes
 2 No

A8 Is this person a student away at school or college?

- 1 Yes
 2 No

Declaration to be completed by the person responsible for completing the form.

Before you sign the declaration please check:

- That you have completed the questions about your accommodation on page 2.
- That in List 1 on page 3, you have accounted for all persons (including visitors) who spent the night of Sunday 10 April at this address.
- That you have answered all questions which should have been answered for each person who spent the night of Sunday 10 April in the household (pages 4-21).
- That in List 2 on page 3, you have accounted for all persons who usually live at this address but who were temporarily absent on Sunday 10 April.
- That you have answered all questions on pages 22-23 for all household members temporarily absent on the night of Sunday 10 April.
- That no person has been double counted on the form.

I declare that this form is correct and complete to the best of my knowledge and belief.

Signature

You have now completed the Census Form.

Thank you for your co-operation.

If there are more than 4 persons temporarily absent from the household on the night of Sunday 10 April, please ask your Enumerator for guidance.

Explanatory Notes

Question H3 – Does your household own or rent your accommodation?

If you rent your accommodation (box 3), or live in it rent free (box 4), you should also answer the second part of the question 'who is your landlord?'. Select the appropriate box (1, 2 or 3) to indicate whether your landlord is a 'Private landlord', a 'Local Authority' or a 'Voluntary/Co-operative housing body', regardless of whether or not you pay all or part of the rent yourself, or if it is paid on your behalf by the HSE or any other body.

Question H4 – If your accommodation is rented, how much rent does your household pay?

If the HSE or any other body pays part of the rent, only the amount paid by the household should be entered. Enter the amount to the nearest Euro and mark the box corresponding to the period covered e.g. if your household pays a weekly rent of €78.60 enter 79 and mark box 1. If all of your rent is paid on your behalf enter 0 and mark box 1.

Question 4 – Relationship

The relationship question is designed to determine families within households. This includes where there are two or more families in the one household. For example, a household consisting of an adult daughter living with her two parents and her own child would be counted as a two family household.

The example given below shows how the question should be answered for the child in this situation, where the parents are Persons 1 and 2 on the form, the adult daughter is Person 3 and the child is Person 4.

Mark one box only for each person.

Relationship of PERSON 4 to	Persons	1	2	3
Husband or wife	1	<input type="radio"/>	<input type="radio"/>	<input type="radio"/>
Partner (incl. same-sex partner)	2	<input type="radio"/>	<input type="radio"/>	<input type="radio"/>
Son or daughter	3	<input type="radio"/>	<input type="radio"/>	<input checked="" type="radio"/>
Step-child	4	<input type="radio"/>	<input type="radio"/>	<input type="radio"/>
Brother or sister	5	<input type="radio"/>	<input type="radio"/>	<input type="radio"/>
Mother or father	6	<input type="radio"/>	<input type="radio"/>	<input type="radio"/>
Grandparent	7	<input type="radio"/>	<input type="radio"/>	<input type="radio"/>
Step-mother/-father	8	<input type="radio"/>	<input type="radio"/>	<input type="radio"/>
Son-/daughter-in-law	9	<input type="radio"/>	<input type="radio"/>	<input type="radio"/>
Grandchild	10	<input checked="" type="radio"/>	<input checked="" type="radio"/>	<input type="radio"/>
Other related	11	<input type="radio"/>	<input type="radio"/>	<input type="radio"/>
Unrelated (incl. foster child)	12	<input type="radio"/>	<input type="radio"/>	<input type="radio"/>

Question 7 – Where do you usually live?

This question refers to your place of usual residence at the time of the Census. If you have lived at this address for a continuous period of at least 12 months before Census Night, or have arrived at this address in the 12 month period before Census Night with the intention of staying here for at least one year you should mark box 1 (HERE). If your usual residence is not here but is elsewhere in Ireland (including Northern Ireland) you should mark box 2 and write in your full address. If your usual residence is elsewhere abroad you should mark box 3 and give the country of usual residence.

The general guideline is that a person's place of usual residence is where he/she spends most of his/her daily night rest. The following specific guidelines should be used:

- Those away from home during the week who return to the family home at weekends should consider the family home as their place of usual residence.
- Primary and secondary students who are boarding away from home, and third level students at college or university, should consider the family home as their place of usual residence.
- If a person has spent or intends to spend 12 months or more in an institution then the institution is that person's place of usual residence.
- If a person regularly lives in more than one residence during the year then the place where he/she spends the majority of the year should be chosen as his/her place of usual residence.

Question 8 – Where did you usually live one year ago?

This question is for persons aged 1 year or over. The guidelines in relation to Question 7 also apply to this question. If your place of usual residence one year before the Census was the same as now you should mark box 1 (SAME as now).

Question 9 – Have you lived outside the Republic of Ireland for a continuous period of one year or more?

This question is for persons aged 1 year or over. If your place of usual residence is in the Republic of Ireland and you were either:

- born in this country and lived outside it for a continuous period of one year or more, or
- born abroad and lived outside Ireland for a continuous period of one year or more,

then you should mark box 1 (Yes). You should also write in the year of last taking up residence in this country and the country of last previous residence.

Question 15 – Do you speak a language other than English or Irish at home?

If you do not speak a language other than English or Irish at home you should mark box 2 (No) and proceed to Question 16. This means those who speak only English and/or Irish at home do not have to report on their ability to speak the English language.

Question 16 – Do you have any of the following long-lasting conditions or difficulties?

For the purpose of this question a long lasting condition or difficulty is one which has lasted or is expected to last 6 months or longer, or that regularly re-occurs.

Question 22 – Do you provide regular unpaid personal help for a friend or family member with a long-term illness, health problem or disability?

If you provide regular unpaid help as a carer, regardless of whether or not you are in receipt of Carer's Allowance/Benefit, you should mark box 1 (Yes) and write in the weekly number of hours of caring.

Question 25 – What is the highest level of education/training (full-time or part-time) which you have completed to date?

The categories distinguished in this question follow the National Framework of Qualifications (NFQ). Further details can be found at www.nfq.ie

Further information on FETAC, HETAC, foreign qualifications and all other qualifications in general can be found at www.census.ie

Question 26 – What is the main field of study of the highest qualification you have completed to date?

This question is to capture post-secondary school qualifications only. If you have a number of qualifications, the field of study relating to the highest qualification only should be listed.

Question 27 – How would you describe your present principal status?

You should mark one box only to select the category which you feel best describes your present principal status. If you are on sick leave or maternity leave and intend to return to work at some stage you should mark box 1 (Working).

Question 34 – Address of place of work, school or college

Persons who leave the household to attend work, school or college should supply the full name and address of this place.

For children who attend pre-school facilities (e.g. crèche, kindergarten) outside the home, the full name and address of this facility should be supplied by the person filling in the form.