

Workshop on Census Data Evaluation for English Speaking African Countries

Kampala, Uganda

12 – 16 November 2012

Fatma Sayed Khalil

EGYPT

Pre-workshop
assignment


Contents:

First: Objectives of Census Data Evaluation.

Second: Methodology Census Data Evaluation.

Third: Results of 2006 Census Data Evaluation.

Fourth: Challenges Census Data Evaluation.




First: Objectives of census data evaluation program

1 - Focus on investigating the level of accuracy of the following:

a- Census coverage , age and sex reporting.

b-Nuptiality patterns and trends.

2 - To improve the quality of the next census.



Second: Methodology:


The census evaluation program carried out by

CAPMAS by using:

1– Demographic methods evaluation.

2– Analysis census data.

3–Evaluation post – enumeration survey by external experts.



Second: Methodology (cont.):

Methods used to evaluate census data :


1- Census data was evaluated by using demographic methods after disseminated data.

2- Post - enumeration survey was conducted after the data collection by external organization.

Third: Main results of evaluation of census data:

1. Evaluation of Age structure:

- Some indices were used to evaluate the age structure of the population "United Nations Index, Wipple's Index and Myer's Index".
- There was a significant improvement in the reporting of the age structure of the population in the 2006 census compared to census 1996 .
- The reporting of age structure 2006 census is relatively accurate..




Main results of evaluation of census data (cont.):

2- Evaluation of marital status data :

- Internal evaluation of marital Status data showed high consistency in the distribution of the population by marital status with what it is expected (which represented by the population who were never married, married, widowed and divorced) .

- External evaluation of marital Status data showed consistency of marital status data in the 2006 census with the data of Egyptian Demographic Health Survey in 2005.



Main results of evaluation of census data (cont.):

3- The Evaluation of labor force data:

- **There was consistency between labor force data in Population Census and Labor Force Survey according to the different characteristics of workers, such as: sex, educational status, economic activity and occupation.**
- **However, the unemployment rate and the percentage of unpaid family workers especially for female are much higher in LF survey due to the more questions about the status of employment compared the census.**



Main results of evaluation of census data (cont.):

4- The Evaluation of Educational status data :

- **The reporting of education data was highly consistent.**
- **The data showed logical results such as:**
 - a- High rates of illiteracy among females compared to males.**
 - b- High rates of illiteracy in rural areas compared to urban.**
 - C- Decrease in the illiteracy rate from 39% in 1996 census to 29.7% in 2006 census.**
 - d- Decrease in the illiteracy rate in the younger ages compared to older ages**




The main results of post – enumeration survey:

- The corrected number of population 79543000.–
 - Failure percentage 8.7% in the 2006 census.
 - There are no difference in some characteristics between census and post – enumeration survey such as: disability, marital status and sex.
- The evaluation of age reporting revealed that the 2006 census data is better than the age reporting in the previous census 1996.



Fourth: Challenges in conducting census data evaluation.

Financial support of the evaluation.



Thank you