

POLICY ON DISSEMINATION OF STATISTICS IN ELECTRONIC FORM

FAO-Statistics Division

**1. What databases do you make available to the public in electronic form? Please list and indicate the dissemination medium or media in each case (Internet, CD-ROM, tapes, disks on demand, dial-up):**

The main statistical database is called FAOSTAT (see Annex 1).

FAOSTAT is an on-line and multilingual database currently containing over 1 million time-series records covering over 10 countries and territories and 3000 items in the areas of Agriculture, Fisheries, Forestry and Nutrition. The databases refer to the international statistics in the following areas:

- Production
- Trade
- Food Balance Sheets
- Fertiliser and Pesticides
- Land Use and Irrigation
- Forest Products
- Fishery Products
- Population
- Agricultural Machinery
- Food Aid Shipments

FAOSTAT is disseminated on line by Internet (web and ftp) and CD.

The list of FAO's CD products is in Annex 2.

All CD products are available for sale through the Internet at the following address: <http://apps.fao.org/faoscribe.htm>

**2. For Internet products, do you include facility for selection/extraction of data from databases at users' choice?**

Yes. This facility is available when you go to FAOSTAT on-line at: <http://apps.fao.org/>

**3. Please indicate the price in each case or if free:**

The information about prices and free products is available in Annex 2 and 3.

**4. What materials are distributed free and to whom?**

The information about free products is again available in the annex. Additionally, each Member State receives one free copy of each electronic product on sale.

**5. Are pricing and free distribution determined by your office, by another office in your organization or by several offices?**

The price of the electronic products for sale is determined by another division in our organisation - the Sales and Marketing Group. Free distribution follows general corporate principles.

**6. Is there a written policy on pricing and free distribution? Please summarize it as concerns your electronic data products:**

There is no written pricing policy. For free distribution products, we are following the rules adopted by the FAO Governing bodies. However, each technical division is responsible for its own distribution of free products.

**7. Is there a written policy concerning the use of Internet to distribute data? Please indicate its salient points as concerns dissemination of your statistics on Internet:**

There is no written policy about the distribution of data using the Internet. However, we reply on a case by case basis according to the request. There is a draft document ("Publications Guidelines") being circulated that covers some aspects of the issue.

**8. Does your office receive any revenue from sales in electronic formats? Is this revenue an important component of your budget? Is the amount of revenue growing?**

Statistics Division receives no money from the sales of the electronic products; the money goes to the Information Products Revolving Fund, which is used to pay the costs, including salaries, of all sales and distribution. Every year the amount of sales of electronic products is growing.

**9. Do your electronic databases for the public have print counterparts? Do you expect the electronic versions to replace these in whole or in part over the next five years?**

Yes, most of our electronic products have a print counterpart, for example:

FAOSTAT -- the print versions are the Yearbooks  
*CD-ROM Codex Alimentarius* is also available in 14 printed volumes.

Replacement of printed publications by electronic versions is not foreseen in the near future.

**10. Do you compile statistics on the distribution of electronic products, or on Internet accesses?**

Yes, FAO compiles statistics regarding the number of hits on the FAO home page, on FAOSTAT, on Divisional pages and on our publication catalogue.

**11. Do you accept and answer inquiries on statistics from the public via e-mail? What is the volume?**

We accept and reply to inquiries on statistics via e-mail. Around 20 emails come directly to ESS per day and another 10-15 come to FAOSTAT Data Management Branch.

**12. Do you have a licensing policy for electronic redissemination of your data?**

Statistics Division and FAO in general do not have a general licensing policy for electronic dissemination of our data. We address this case by case.

---

## Annex 1: FAOSTAT main page

http://apps.fao.org/cgi-bin/nph-ds.pl - Microsoft Internet Explorer




















Address http://apps.fao.org/cgi-bin/nph-ds.pl

### FAOSTAT DATA FAOSTAT DATA

*For information on the source of FAO statistical data please click here - [Data Source](#)*

**Select a data collection on which to query the FAOSTAT database:-**

*Please Note: The FAOSTAT Database is unavailable from 22:30 Sunday to 05:30 Monday Central European Time*

Notes	Domain	Data Collections				Last Updated	
<b>Provisional 1999 Production and Production Indices Data</b>							
	<b>Agricultural Production</b>	<a href="#">Crops Primary</a>	<a href="#">Crops Processed</a>	<a href="#">Live Animals</a>	<a href="#">Livestock Primary</a>	<a href="#">Livestock Processed</a>	5 April 2000
	<b>Agricultural Production Indices</b>	<a href="#">Agricultural Production Indices</a>				5 April 2000	
	<b>Agriculture &amp; Food Trade</b>	<a href="#">Crops &amp; Livestock Primary &amp; Processed</a>		<a href="#">Live Animals</a>		11 November 1999	
	<b>Trade Indices</b>	<a href="#">Crops &amp; Livestock Primary &amp; Processed</a>				20 April 2000	
	<b>Commodity Balances</b>	<a href="#">Crops Primary Equivalent</a>		<a href="#">Livestock and Fish Primary Equivalent</a>		1 June 2000	
	<b>Food Supply</b>	<a href="#">Crops Primary Equivalent</a>		<a href="#">Livestock and Fish Primary Equivalent</a>		1 June 2000	
	<b>Food Balance Sheets</b>	<a href="#">Food Balance Sheets</a>				1 June 2000	
	<b>Producer Prices</b>	<a href="#">Crops Primary</a>		<a href="#">Livestock Primary</a>		18 April 1997	
	<b>Land</b>	<a href="#">Land Use</a>		<a href="#">Irrigation</a>		20 April 2000	
	<b>Means of Production</b>	<a href="#">Agricultural Machinery</a>	<a href="#">Fertilizers</a>	<a href="#">Pesticides Trade</a>	<a href="#">Pesticides Consumption</a>	6 July 2000	
	<b>Food Aid (WFP)</b>	<a href="#">Shipments</a>				12 May 2000	
	<b>Exports of Cereals by Source and Destination</b>	<a href="#">Exports of Cereals by Source and Destination</a>				10 January 2000	
	<b>Population</b>	<a href="#">Annual Time Series</a>	<a href="#">Long Term Series (Quinquennial) Total/Rural/Urban Population</a>	<a href="#">Long-term Series (decennial) Agricultural population &amp; Economically active population</a>		15 June 2000	
	<b>Fishery Data</b>	<a href="#">Primary Products</a>			<a href="#">Processed Products</a>		15 February 2000
	<b>Fish Catch</b>	<a href="#">Fishes, crustaceans, molluscs and misc.aquatic animals</a>	<a href="#">Aquatic mammals</a>	<a href="#">Crocodiles and alligators</a>	<a href="#">Pearls, corals and sponges</a>	<a href="#">Aquatic plants</a>	20 May 1999
	<b>Forestry Data</b>	<a href="#">Roundwood, Sawwood, Wood-Based Panels</a>			<a href="#">Pulp, Paper&amp;Paperboard</a>		20 January 2000
<i>(Forestry Trade Flow Provisional Data)</i>							
	<b>Forestry Trade Flow</b>	<a href="#">Bilateral Trade Matrices</a>				5 November 1999	
	<b>CODEX ALIMENTARIUS: Pesticide Residues in Food</b>	<a href="#">Maximum Residue Limits, Extraneous Maximum Residue Limits</a>				2 September 1999	
	<b>CODEX ALIMENTARIUS: Veterinary Drug Residues in Food</b>	<a href="#">Maximum Residue Limits</a>				2 September 1999	

## Annex 2: FAO products and their prices

ID	Title	Originator	Year	Price	Free
1	Codex Alimentarius	ESNS	1996	\$500	
2	Women feed the world	Waicent	1998		Free
3	ECOCROP 1&2	AGL	1998	\$40	
4	FAO Conference Reports	WAICENT	1998	\$40	
5	Proceedings of the XI World Forestry Congress	Forestry	1997		Free
6	FAOCLIM	SDDR Agrometeorology Group	1997		Free
7	Atlas of Tuna and Billfish catches	Fisheries	1998	\$80	
8	Agris Forestry 1986-1995	GIL	1996		Free
9	Soil and terrain database for Latin America and Caribbean		1998	\$40	
10	The soil and terrain database for northeastern Africa - Crop Production System Zones of the IGAD subregion	AGL	1998	\$40	
11	<b>FAOSTAT Statistical Database</b>	<b>AFIS-FAOSTAT</b>	<b>1998</b>	<b>\$600</b>	
12	Combating desertification: conservation and development of drylands resources	Sustainable Development Dept.	1998	\$50	
13	WOCAT World Overview of Conservation Approaches and Technologies	AGL	1998		Free
14	HTML Publishing Tools	WAICENT	1998		Free
15	World Food Summit	WAICENT	1996		free
16	The FAO FISHERIES Atlas	FIRD	1999		free
17	FAO - ARTEMIS	Remote Sensing Center	1996		free
18	New Crop Compendium	Purdue University	1998	\$75	
19	INPHO Information Network on Post-harvest Operations	AGSI	1998		free
20	The State of World's plant genetic resources for food and agriculture	Plant Genetic Resources	1998		free

21	Farm Animal Genetic Resources	Animal Genetic Resources	1996		free
22	Radio News features AUDIO CD TeleFood Food for All	GIIM	1998		free
23	Digital Soil Map of the World and Derived Soil Properties	AGL	1998	\$350	
24	Soil and Physiographic Database for North and Central EURASIA at 1:5 Million Scale	AGL	1999	\$40	
25	Integrated Planning for Sustainable Management of Land Resources	AGL / Prante	1999	\$40	
26	AGRIS/CARIS Information Centre September 1999	GIL	2000		Free
27	Codex Alimentarius - Preliminary version	ESN/Waicent	12/1999	\$500	
28	Agricultural Biodiversity	SD	1/01/2000		Free
29	Agrovoc	WAICENT	1/05/2000	100	
30	1998 - Agris CD-ROM	WAICENT	1/05/2000		Free
31	1999 - Agris CD-ROM	WAICENT	1/05/2000		Free
32	FAO on-line catalogue	GIL - David Lubin	1/05/2000		Free
33	FAO Documentation 1980-1994	WAICENT	1/05/2000		Free
34	Communication for Development - publications	Sustainable Dev. Group	1/05/2000		Free
35	The University Structure and Curricula on Agricultural Engineering	AGSE	June 2000		Free

### **Annex 3. Additional information on price of electronic products**

FAOSTAT offers an annual subscription service that provides extended on-line query and download limits (5,000 records per query) and unlimited access to FTP bulk download files. The subscription rate covers all data updates, new data domains and collections and new functionality added during the subscription period. The annual FAOSTAT online subscription rates are as follows:

Subscription CATEGORIES	Developed Countries
Single user licence	\$ 1200
Site licence for Companies 2-5 users	\$ 1800
Site licence for Companies 6-10 users	\$ 2500
Site licence for institution/library	\$ 1500