



UN Statistics
Division



Organization of
American States



NACIONES UNIDAS
UNITED NATIONS



SESSION 11. UNSD COLLECTION OF VITAL STATISTICS

UNITED NATIONS STATISTICS DIVISION

Workshop on the Principles and Recommendations for a Vital Statistics
System, Revision 3 for Central American and Caribbean countries

Guatemala City, 30 August - 2 September 2016



UN international demographic data collection

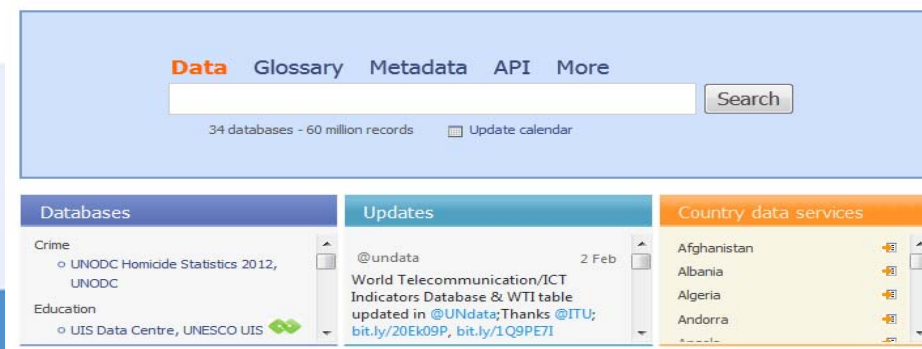
- Major vehicles for dissemination of population and vital statistics:
- UN Demographic Yearbook (DYB) both in print and electronic



<http://unstats.un.org/unsd/demographic/products/dyb/dyb2.htm>

- UN Data website

<http://data.un.org/>





UN international demographic data collection



- This mandate comes from the earliest times of the Organization
- Based on sending a set of questionnaires to national statistics authorities

Workshop on the *Principles and Recon*
for Central Amer
30 August to 2 Se

Data Availability Report

Show availability for:

Show

E01 Live births by sex and urban/rural residence

1930
Romania
1934
Albania
1935
Albania
1936
Albania
1937
Albania
1938
Albania Romania
1939
Albania
1940
Albania Romania
1941
Albania
1942
Albania
1945
French Polynesia
1946
Albania French Polynesia
1947
Albania French Polynesia



Demographic Yearbook (DYB)



Data collected

- Vital statistics
- Population estimates
- International migration
- Population and housing censuses
 - General characteristics
 - Economic characteristics
 - Housing
 - Household characteristics

Metadata collected

- Quality
- Methods



Vital statistics questionnaire



Collection of tables distributed in 10 sections:

1. VS summary by urban/rural residence

2. Live births

3. Fertility rates

4. Life Tables

5. Deaths

6. Infant deaths (deaths under 1 year of age)

7. Foetal deaths and Late foetal deaths

8. Legally induced abortions

9. Marriages

10. Divorces



International comparability depends on:

- Completeness and accuracy of data
- Differences in statistical definitions
- Diverse tabulation procedures
- Figures coming from different types of sources

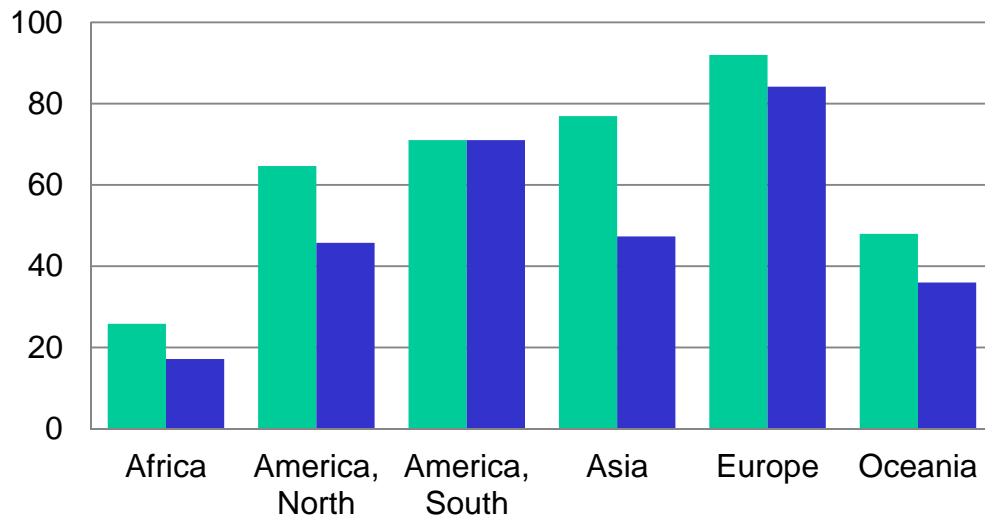


How complete are the data sent from countries?

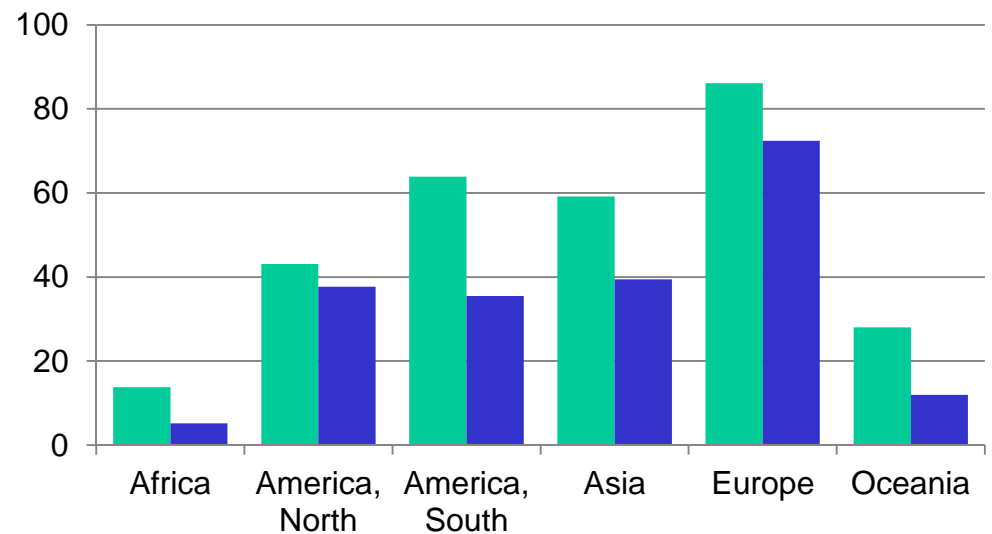
Workshop on the *Principles and Recommendations for a Vital Statistics System, Revision 3*,
for Central American and Caribbean countries
30 August to 2 September 2016, Guatemala City



Percentage of countries that sent data to UNSD in the last five years



■ Live births by sex and urban/rural residence
■ Live births by age of mother and sex of child

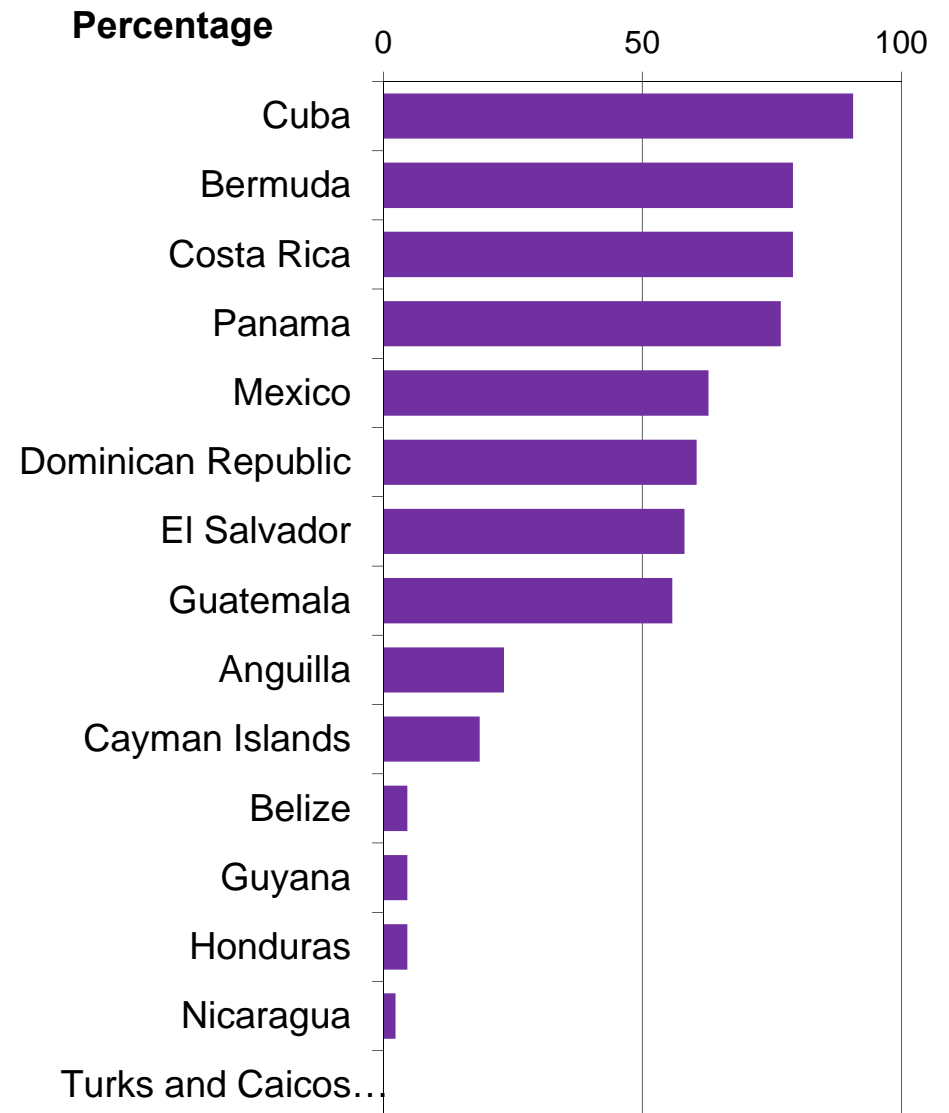
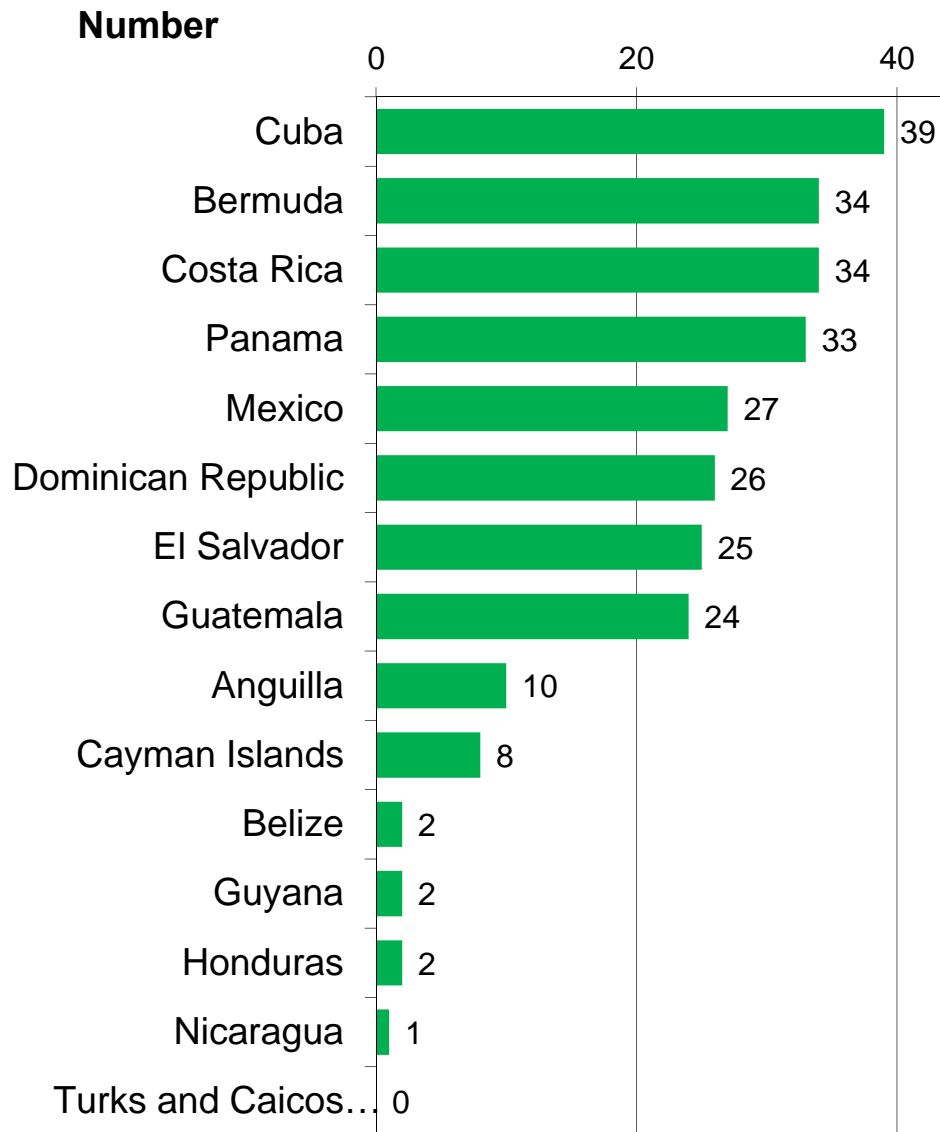


■ Infant deaths by sex and urban/rural residence
■ Infant deaths by age and sex

Source: DYB database, consulted 16 August 2016



VS tables provided in the last five years





A look at specific tables, last 5 years



Table E01 – Live births by sex and urban/rural residence

	2011	2012	2013	2014	2015
Anguilla	✓	✓	✓	✓	
Belize	✓				
Bermuda	✓	✓	✓	✓	✓
Cayman Islands	✓	✓	✓	✓	
Costa Rica	✓	✓	✓	✓	✓
Cuba	✓	✓	✓	✓	
Dominican Republic	✓	✓	✓	✓	
El Salvador	✓	✓			
Guatemala	✓	✓	✓	✓	
Guyana					
Honduras	✓				
Mexico	✓	✓	✓		
Nicaragua					
Panama	✓	✓	✓	✓	✓
Turks and Caicos Islands					



A look at specific tables, last 5 years



Table E04 – Live births by age of mother and sex of child

	2011	2012	2013	2014	2015
Anguilla					
Belize					
Bermuda	✓	✓	✓		
Cayman Islands	✓	✓	✓	✓	
Costa Rica		✓	✓	✓	✓
Cuba	✓	✓	✓	✓	
Dominican Republic	✓	✓	✓	✓	✓
El Salvador	✓	✓			
Guatemala	✓				
Guyana					
Honduras					
Mexico	✓		✓		
Nicaragua					
Panama	✓	✓	✓	✓	
Turks and Caicos Islands					



A look at specific tables, last 5 years



Table H02 – Infant deaths by age and sex

	2011	2012	2013	2014	2015
Anguilla					
Belize					
Bermuda	✓	✓			
Cayman Islands					
Costa Rica	✓		✓	✓	✓
Cuba	✓	✓	✓	✓	
Dominican Republic	✓	✓	✓	✓	
El Salvador	✓	✓			
Guatemala	✓				
Guyana					
Honduras					
Mexico	✓	✓	✓	✓	
Nicaragua					
Panama	✓	✓	✓	✓	
Turks and Caicos Islands					



What is the quality of data sent from countries?

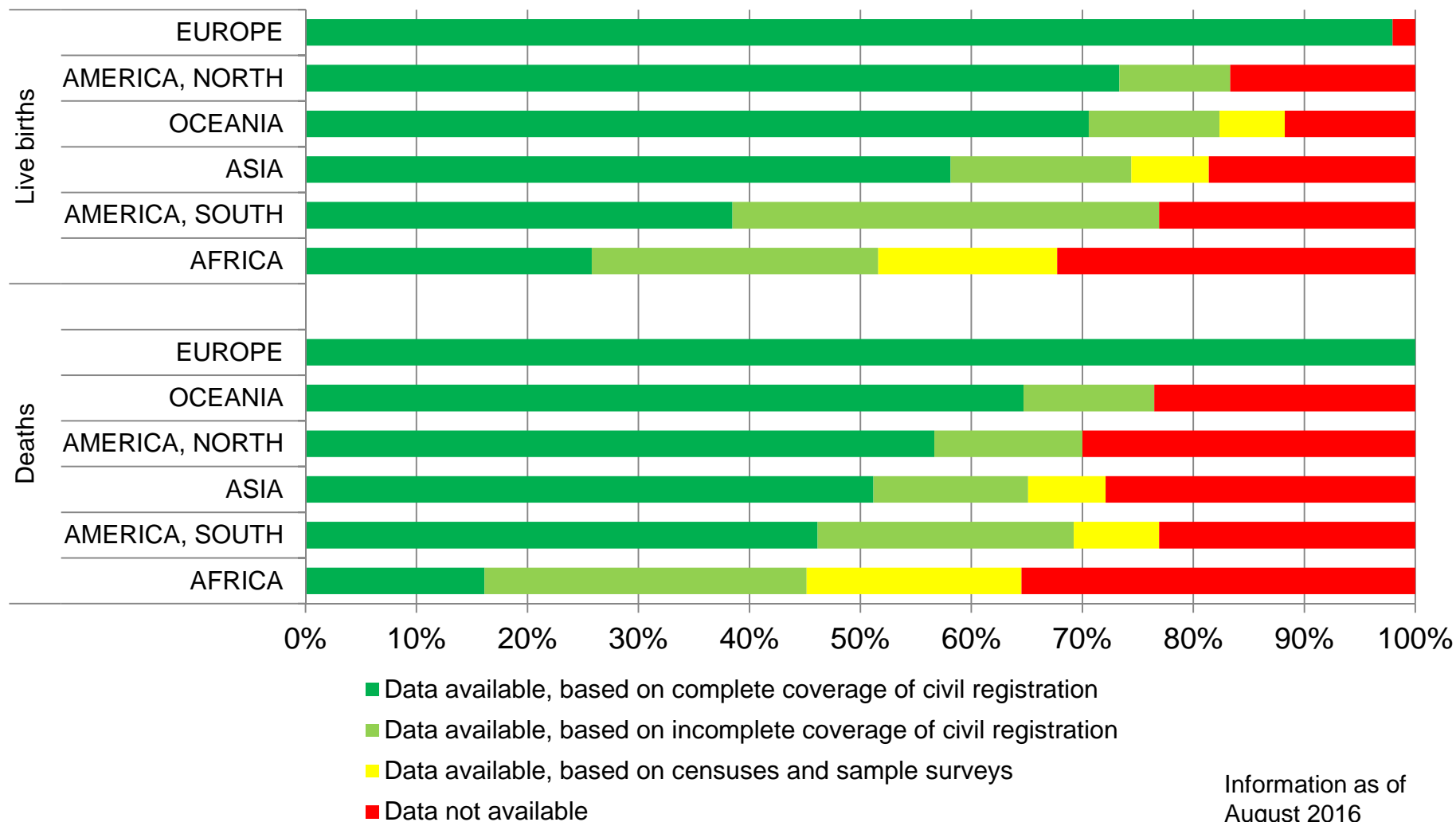
Workshop on the *Principles and Recommendations for a Vital Statistics System, Revision 3*,
for Central American and Caribbean countries
30 August to 2 September 2016, Guatemala City



Availability and quality of VS



Percentage of countries

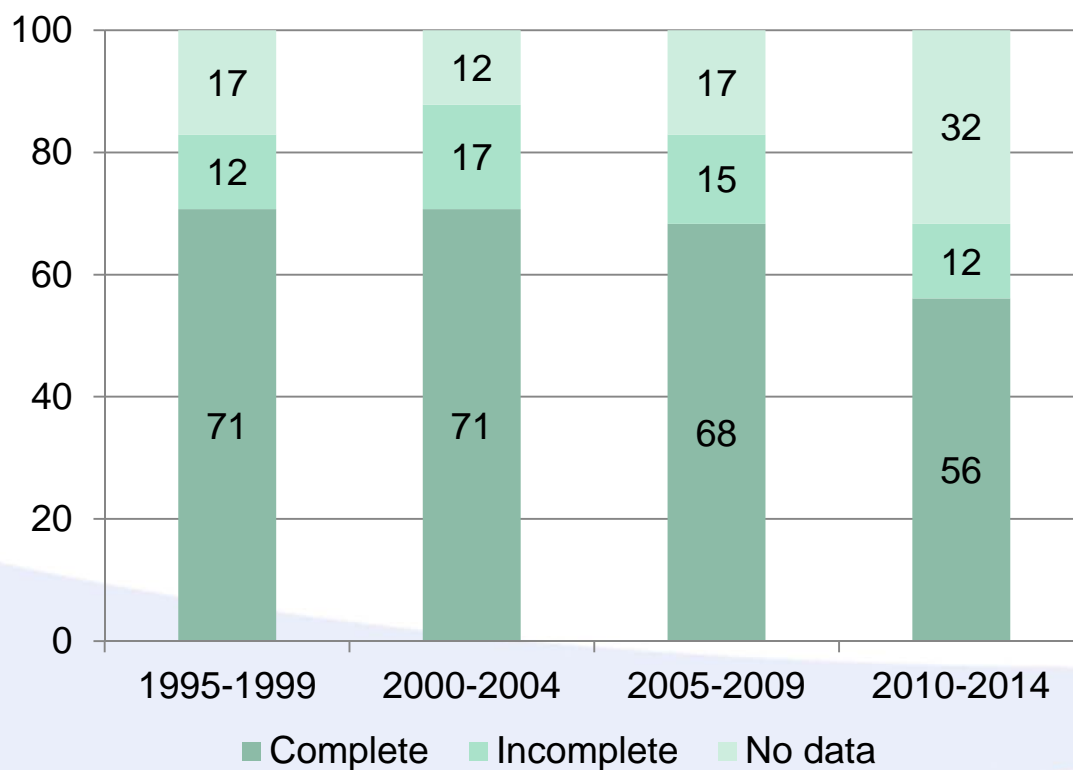




Availability and quality of VS



North America. Percentage of countries/areas reporting total deaths





Availability and quality of VS



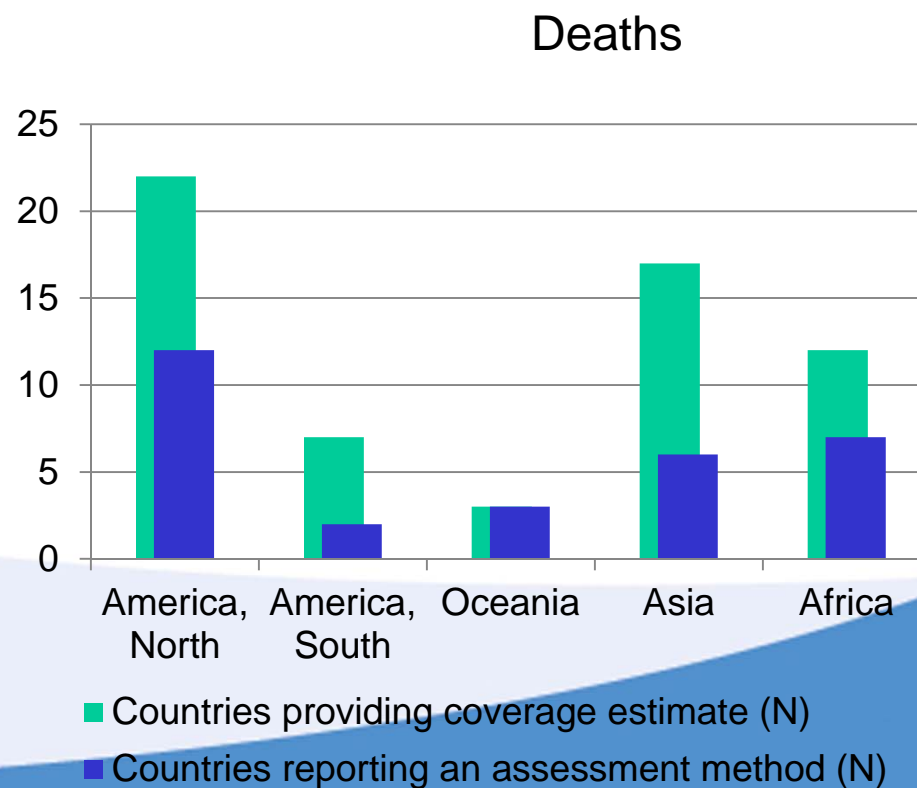
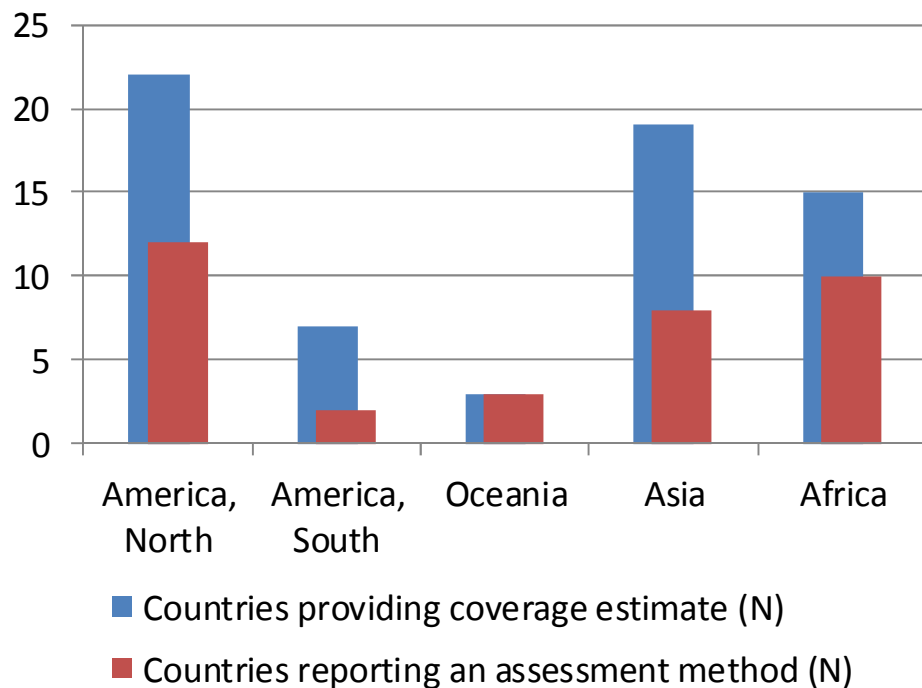
Level of completeness (%)	Births	Deaths
90 +	Anguilla, Aruba, Bermuda, Canada, Cayman Islands, Costa Rica, Cuba, Curaçao, Greenland, Guadeloupe, Guatemala, Jamaica, Martinique, Mexico, Montserrat, Panama, Puerto Rico, Saint Lucia, United States of America, Argentina, Chile, Ecuador, French Guiana, Suriname, Uruguay	Anguilla, Aruba, Bahamas, Bermuda, Canada, Cayman Islands, Costa Rica, Cuba, Curaçao, Greenland, Guadeloupe, Guatemala, Martinique, Mexico, Montserrat, Puerto Rico, Saint Lucia, United States of America, Argentina, Chile, Ecuador, French Guiana, Suriname, Uruguay
75-89	Bahamas, Nicaragua, Peru	Jamaica, Panama
50-74	Dominican Republic	Dominican Republic, Nicaragua, Peru
< 50		

Information as of February 2015

Workshop on the *Principles and Recommendations for a Vital Statistics System, Revision 3*, for Central American and Caribbean countries
30 August to 2 September 2016, Guatemala City



Availability and quality of VS





Importance of providing data and metadata for dissemination



Enabling social and public health studies

Informed decisions

Representation in the international setting

International comparability



Gracias Thank You
Merci Спасибо
شكرا 谢谢

demostat@un.org
dybquest@un.org

Workshop on the *Principles and Recommendations for a Vital Statistics System, Revision 3*,
for Central American and Caribbean countries
30 August to 2 September 2016, Guatemala City