


4. ESTHETICS AND LEGIBILITY - 4A) RELATIVE LOCATION - NAME (POSITIONING)

[<previous](#) - [next>](#)



Some rules for placing text in maps:

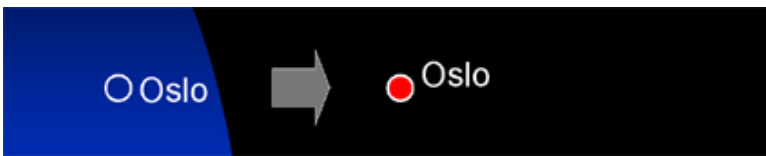
- Names must not overlap each other



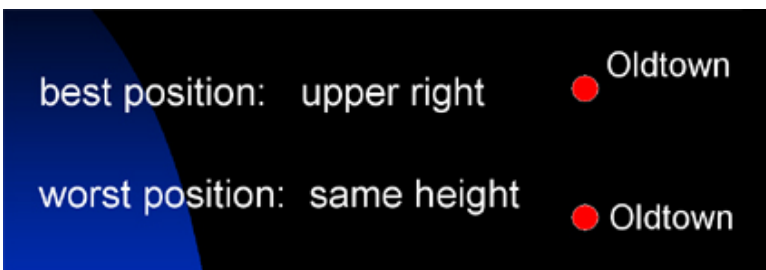
- Text should not obscure relevant map information




- avoid confusion of symbols and text



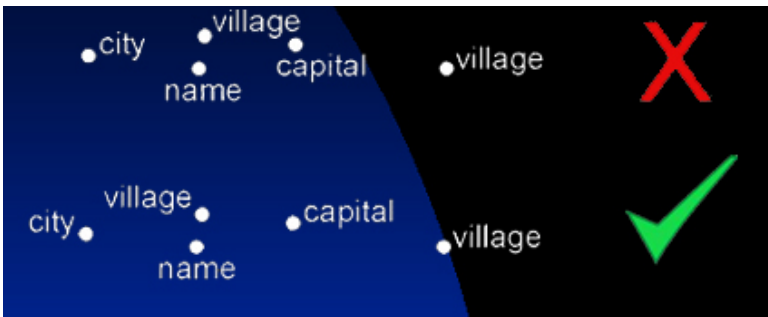
- offset (names at linear elements)
- plasticity - level of curvature
- external factors require individual decisions
- visual impact (even distribution)
- wanted versus unwanted variability
- Name placement at **point** objects



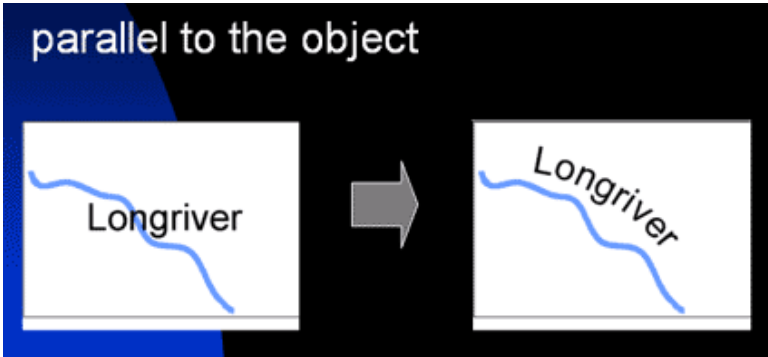
There is a specific order of preference of the location of the name relative to the named point symbol: the favourite position is to its upper right (see number 1 in figure below), the location beneath the symbol is considered decidedly less effective (#2), and a location of the name on the same line as the symbol, either to its right or to its left, is considered anathema.



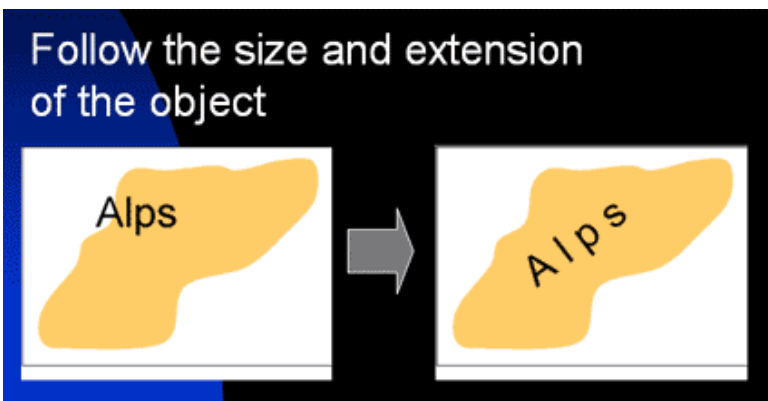
- [Home](#)
- |
- [Self study](#)
- |
- [Names Placement](#)
- |
- [Contents](#)
- |
- [Intro](#)
- |
- [1. Spatial characteristics](#)
- |
- [2. External factors](#)
- |
- [3. Graphic variables \(a/b/c/d/e\)](#)
- |
- [4. Esthetics and legibility \(a/b/c/d/e\)](#)



- Name placement at **line** objects



- Name placement at **area** objects



- Automatic name placement:
 - Success depends on density of text.
 - 50% to 90% may be solved automatically.
 - Good legibility always requires manual processing.



- Remember a very important guiding principle

"position the name so as to optimize the association between name and object"

